



US00D541845S

(12) **United States Design Patent** (10) **Patent No.:** **US D541,845 S**
Lo (45) **Date of Patent:** **** May 1, 2007**

(54) **CUTTING BLADE FOR PAPER SHREDDER**

(76) Inventor: **Emily Lo**, No. 18, Lane 20, Hsin Feng Street, Hsin Chuang City, Taipei Shien (TW)

(**) Term: **14 Years**

(21) Appl. No.: **29/245,157**

(22) Filed: **Dec. 19, 2005**

(51) **LOC (8) Cl.** **18-04**

(52) **U.S. Cl.** **D18/34.9**; D8/98

(58) **Field of Classification Search** D15/139, D15/138, 77, 78, 133; D18/34, 99; D8/20, D8/98; 407/33; 83/676; 30/347; 69/16

See application file for complete search history.

(56) **References Cited**

U.S. PATENT DOCUMENTS

D30,566	S	*	4/1899	Hovey	D8/98
3,346,956	A	*	10/1967	Wezel et al.	30/347
4,075,919	A	*	2/1978	Komura et al.	83/676
4,250,621	A	*	2/1981	Houle	30/347
D260,477	S	*	9/1981	Jones	D8/98
4,302,878	A	*	12/1981	Bonforte	30/347

4,978,254	A	*	12/1990	Langlois et al.	407/33
5,887,349	A	*	3/1999	Walden	30/347
D437,330	S	*	2/2001	Wotton	D15/139
D493,476	S	*	7/2004	Apfel et al.	D15/139
D502,713	S	*	3/2005	Hunag	D15/139
D526,339	S	*	8/2006	Shanley	D15/139

* cited by examiner

Primary Examiner—Charles A. Rademaker

(74) *Attorney, Agent, or Firm*—Pro-Techtor Int'l Services

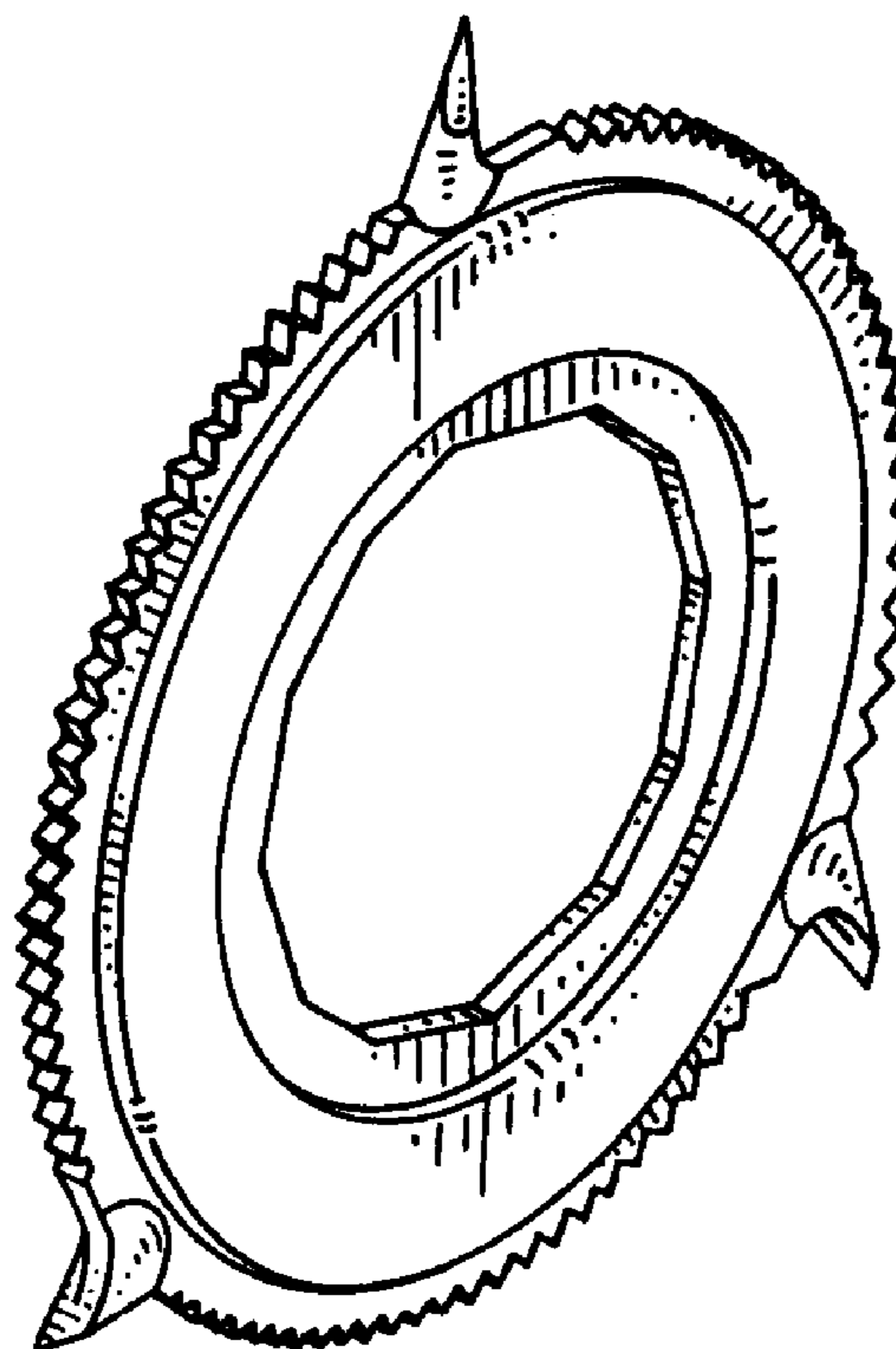
(57) **CLAIM**

The ornamental design for cutting blade for paper shredder, as shown and described.

DESCRIPTION

FIG. 1 is a perspective view of cutting blade for paper shredder showing my new design; FIG. 2 is a front elevational view thereof; FIG. 3 is a rear elevational view thereof; FIG. 4 is a top plan view thereof; FIG. 5 is a bottom plan view thereof; FIG. 6 is a left side elevational view thereof; and, FIG. 7 is a right side elevational view thereof.

1 Claim, 4 Drawing Sheets



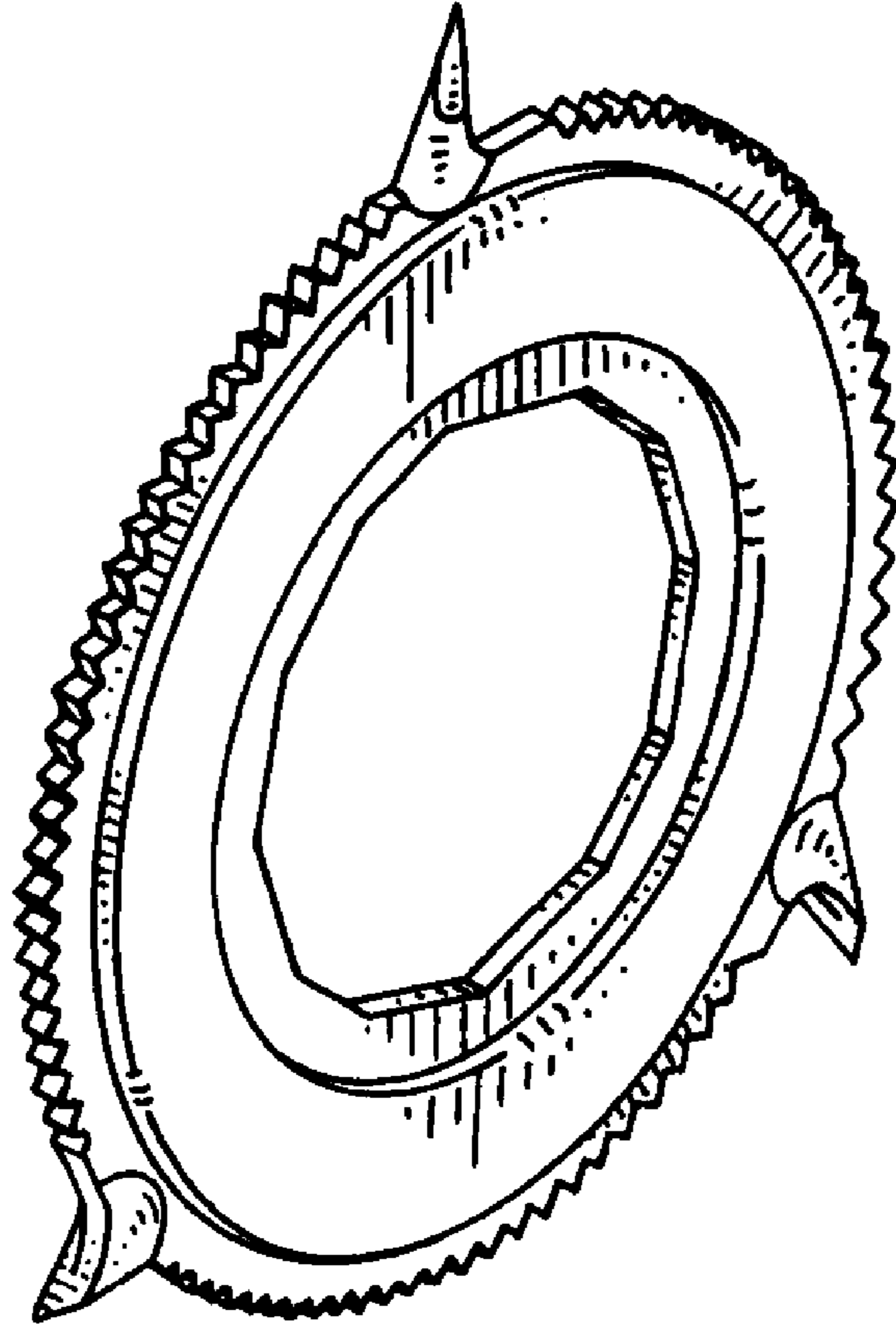


FIG. 1

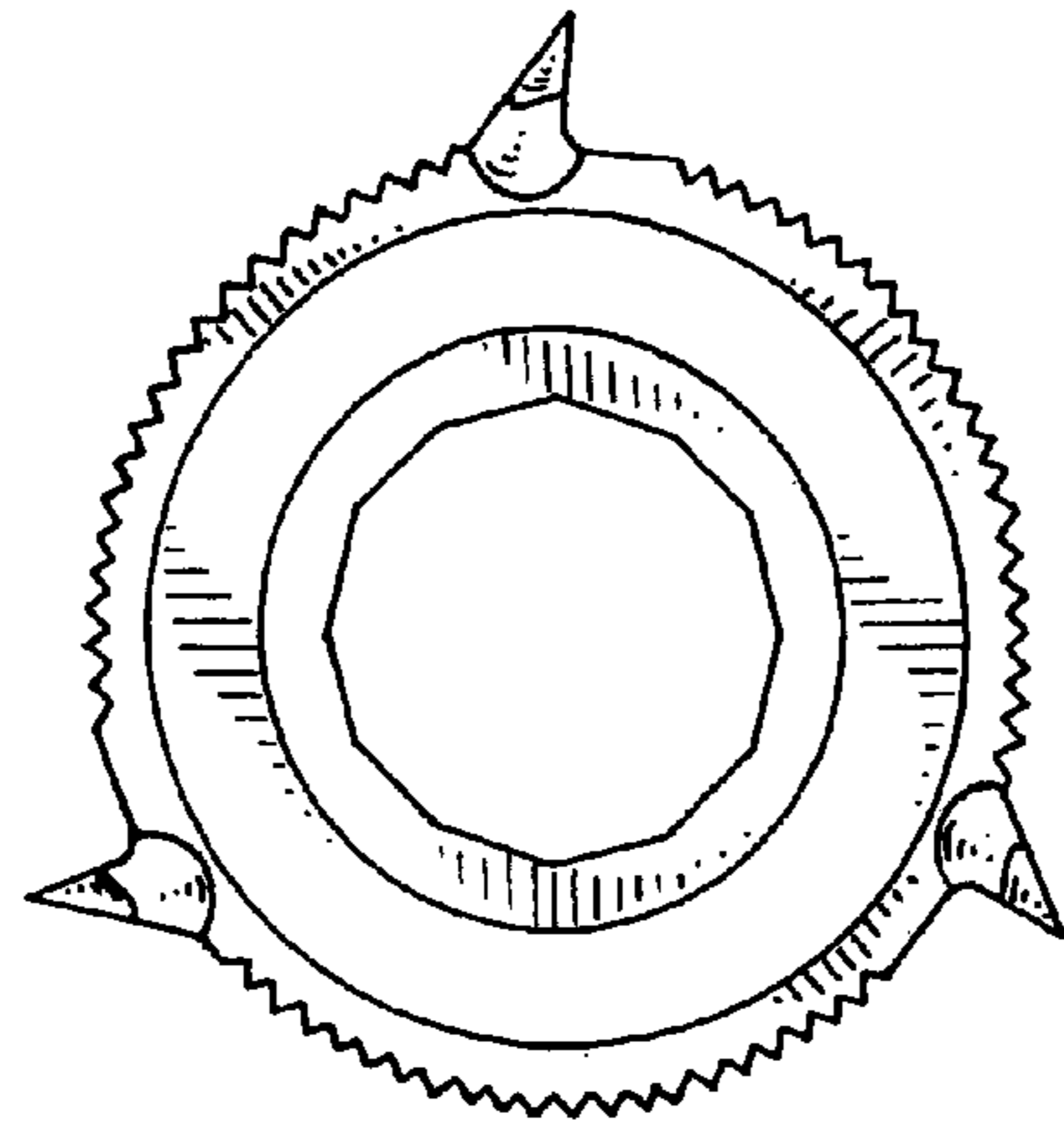


FIG. 2




FIG. 3



FIG. 4



FIG. 5



FIG. 6



FIG. 7