

US00D541844S

(12) **United States Design Patent**
Workman et al.

(10) **Patent No.:** **US D541,844 S**

(45) **Date of Patent:** **** May 1, 2007**

(54) **CARTRIDGE FOR ELECTRONIC CUTTER**

(75) Inventors: **Robert Workman**, Mapleton, UT (US);
Desiree Tanner, San Clemente, CA
(US); **William Craig Youse**, Provo, UT
(US); **Jason B. Brinkerhoff**, Lindon,
UT (US); **Jonathan Aaron Johnson**,
Orem, UT (US); **Michael Horito**,
Provo, UT (US); **Gerry Ayala**, Provo,
UT (US); **Ken Yan**, Shenzhen (CN)

(73) Assignee: **Provo Craft and Novelty, Inc.**,
Spanish Fork, UT (US)

(**) Term: **14 Years**

(21) Appl. No.: **29/234,209**

(22) Filed: **Jul. 14, 2005**

(51) **LOC (8) Cl.** **18-04**

(52) **U.S. Cl.** **D18/34.9**

(58) **Field of Classification Search** D18/34.1-34.9,
D18/99, 54, 50; 83/167, 289, 302, 203, 523,
83/633; 241/169.1, 36, 154, 157, 222, 224,
241/168, 284, 295, 37.5, 285.1, 2, 100, 236;
D8/99, 105; D7/381, 383; D14/356, 435;
D13/83; D19/65, 72; 361/683; 360/133

See application file for complete search history.

(56) **References Cited**

U.S. PATENT DOCUMENTS

4,359,222	A	11/1982	Smith, III et al.	
D280,322	S	8/1985	Velinsky	
D285,307	S	8/1986	Clarke	
D290,705	S	7/1987	Yomo	
D375,973	S	* 11/1996	Kennedy et al.	D18/34.4
D383,732	S	9/1997	Haley et al.	
D388,819	S	* 1/1998	Huen	D18/34.5
D408,801	S	4/1999	Sumner et al.	

D428,013	S	7/2000	Fairchild et al.	
D434,048	S	11/2000	Orschell et al.	
D435,922	S	1/2001	Shing	
D437,323	S	2/2001	Sugino et al.	
D441,757	S	5/2001	Hui	
D451,099	S	* 11/2001	Lee	D14/435
D463,437	S	* 9/2002	Bush et al.	D14/435
D467,963	S	* 12/2002	Miyahara et al.	D18/54
D478,127	S	8/2003	Nishikawa	
D479,280	S	9/2003	Shiomi	
D480,764	S	10/2003	Inoue et al.	
6,676,050	B2	* 1/2004	Chang	241/100
6,682,006	B2	* 1/2004	Lee	241/236
D489,083	S	* 4/2004	Orihashi et al.	D18/54
D489,084	S	* 4/2004	Tashiro et al.	D18/54
D489,401	S	* 5/2004	Senshiki et al.	D18/54
D491,565	S	* 6/2004	Petit	D14/435
D492,960	S	* 7/2004	Takizawa	D18/54
6,827,300	B2	* 12/2004	Lee	241/236

* cited by examiner

Primary Examiner—Charles A. Rademaker

(74) *Attorney, Agent, or Firm*—Morriss O'Bryant
Compagni P.C.

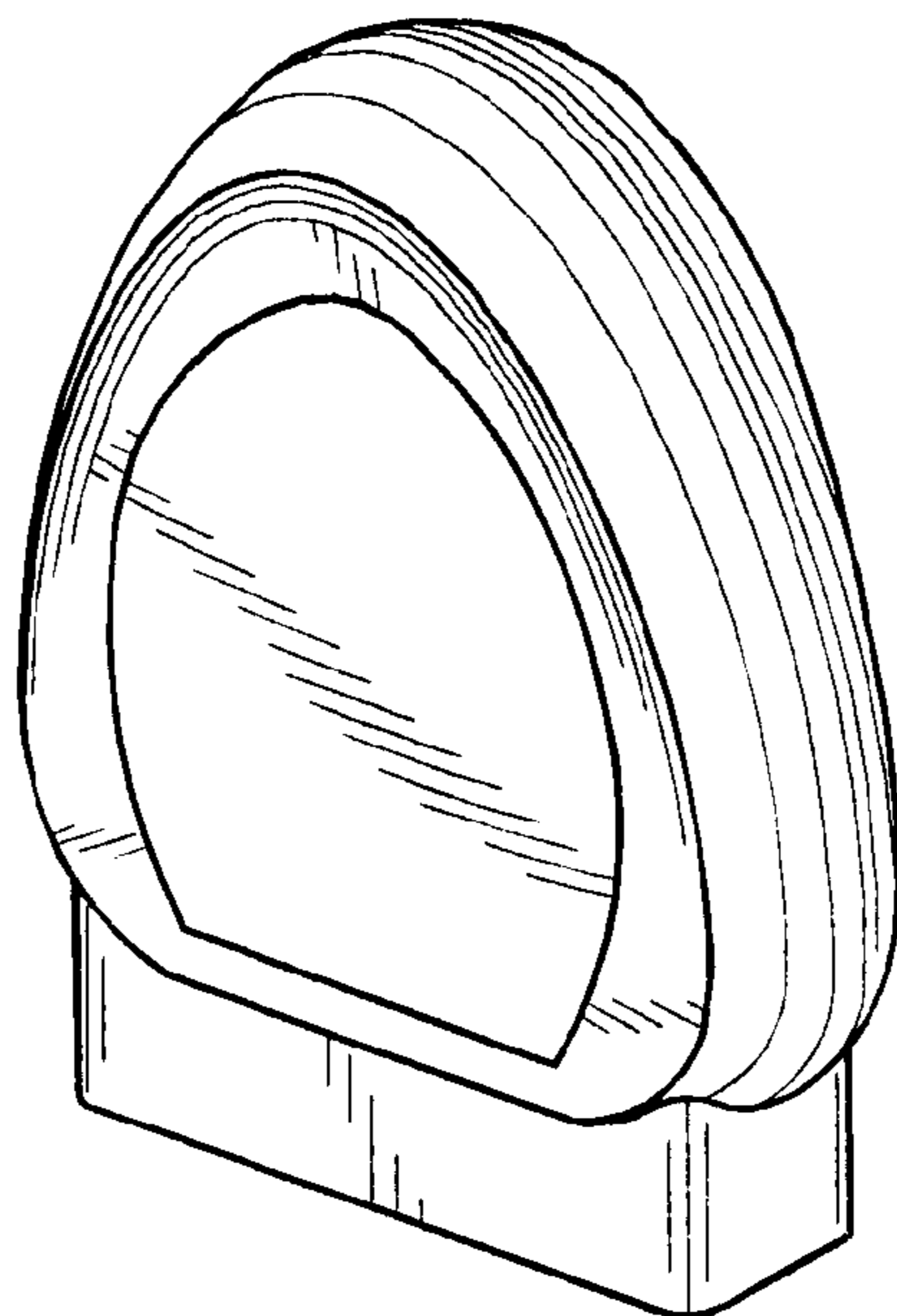
(57) **CLAIM**

The ornamental design for a cartridge for electronic cutter,
as shown and described.

DESCRIPTION

FIG. 1 is a top perspective view of a cartridge for electronic
cutter showing our new design;
FIG. 2 is a top plan thereof;
FIG. 3 is a bottom plan thereof;
FIG. 4 is a right side elevation view thereof;
FIG. 5 is a left side elevation view thereof;
FIG. 6 is a rear elevation thereof; and,
FIG. 7 is a front elevation thereof.

1 Claim, 1 Drawing Sheet



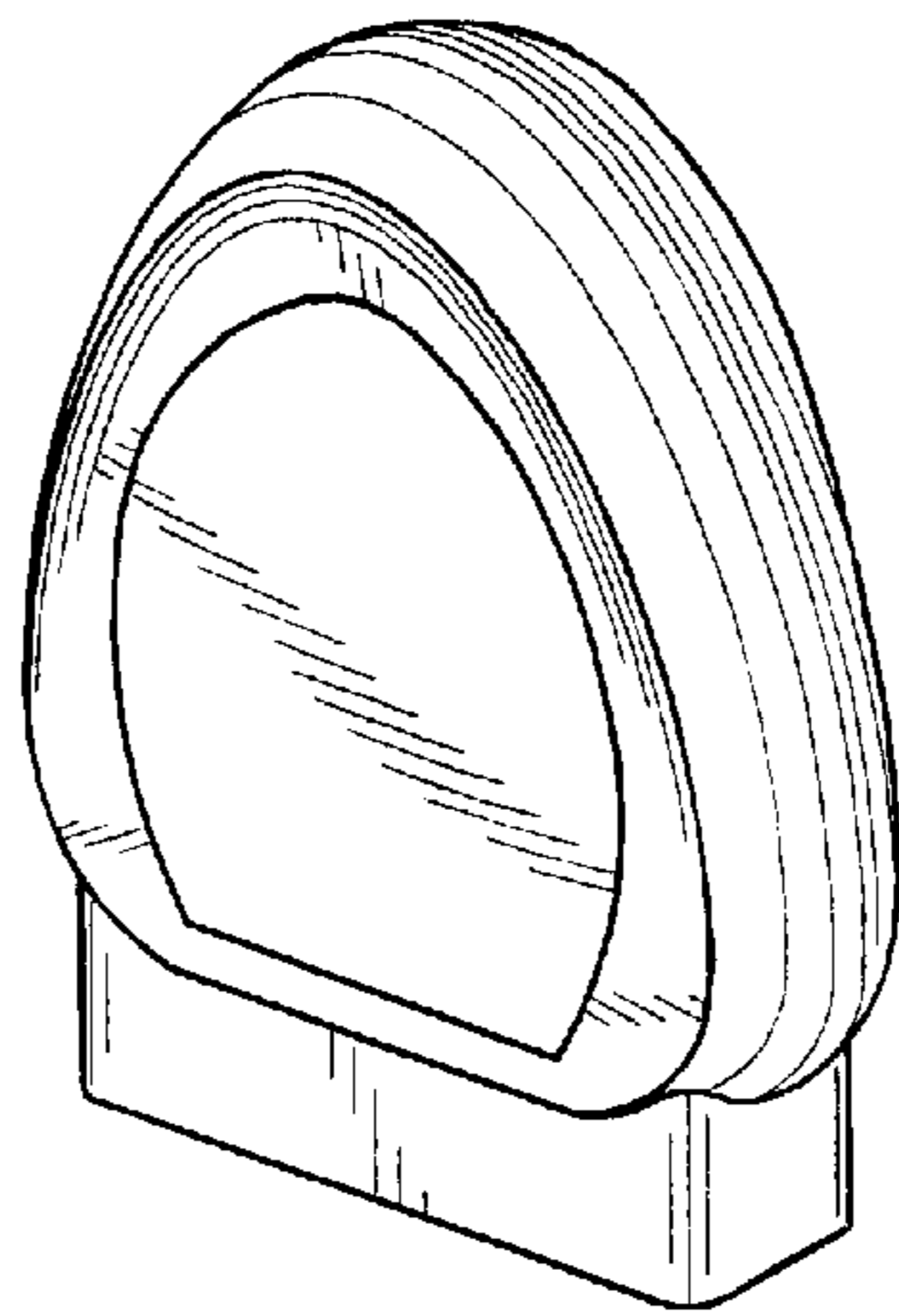


FIG. 1

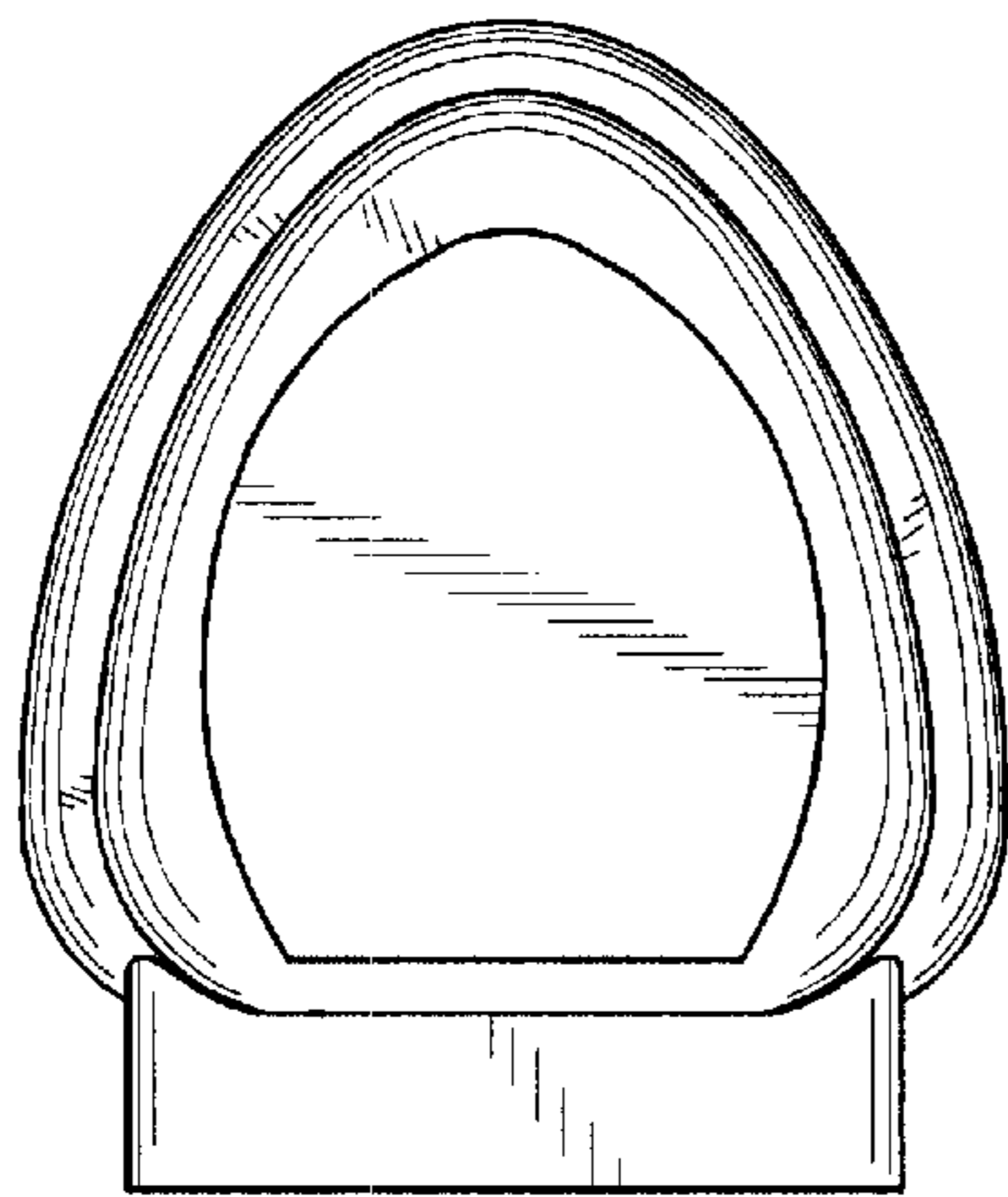


FIG. 2

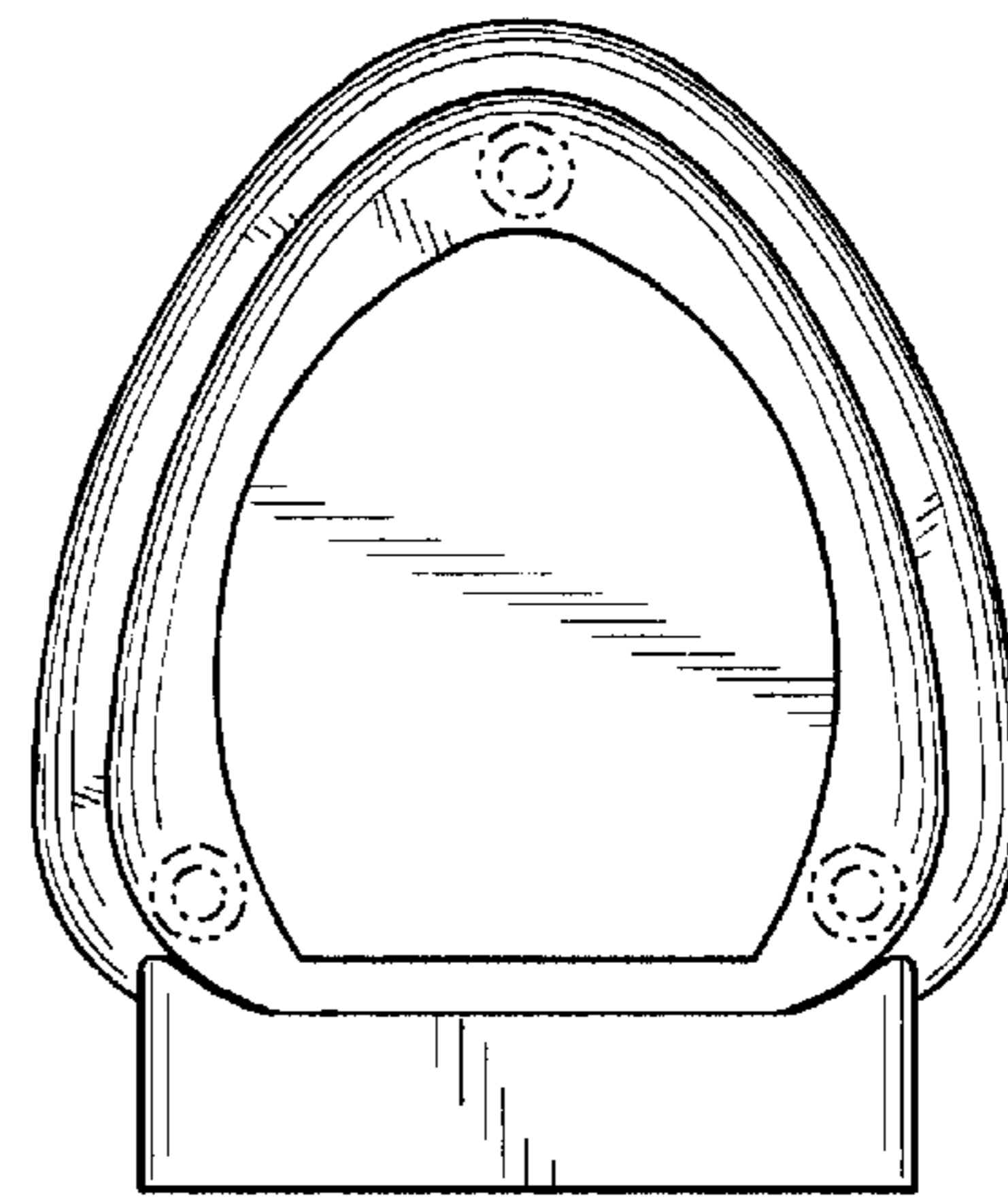


FIG. 3

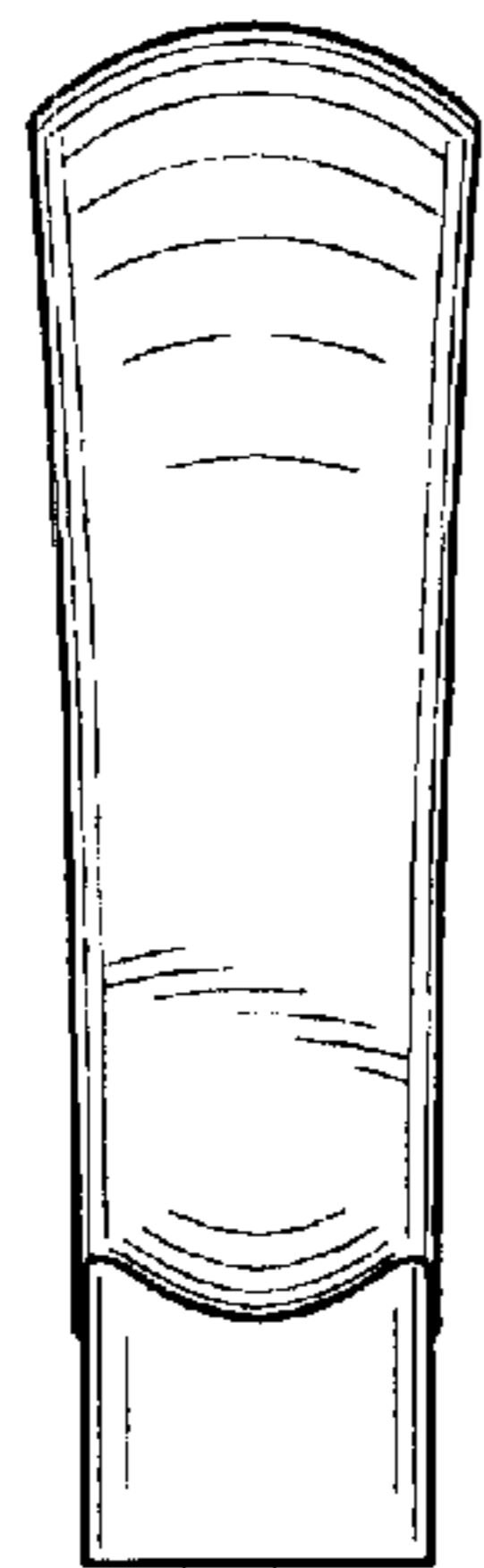


FIG. 4




FIG. 5

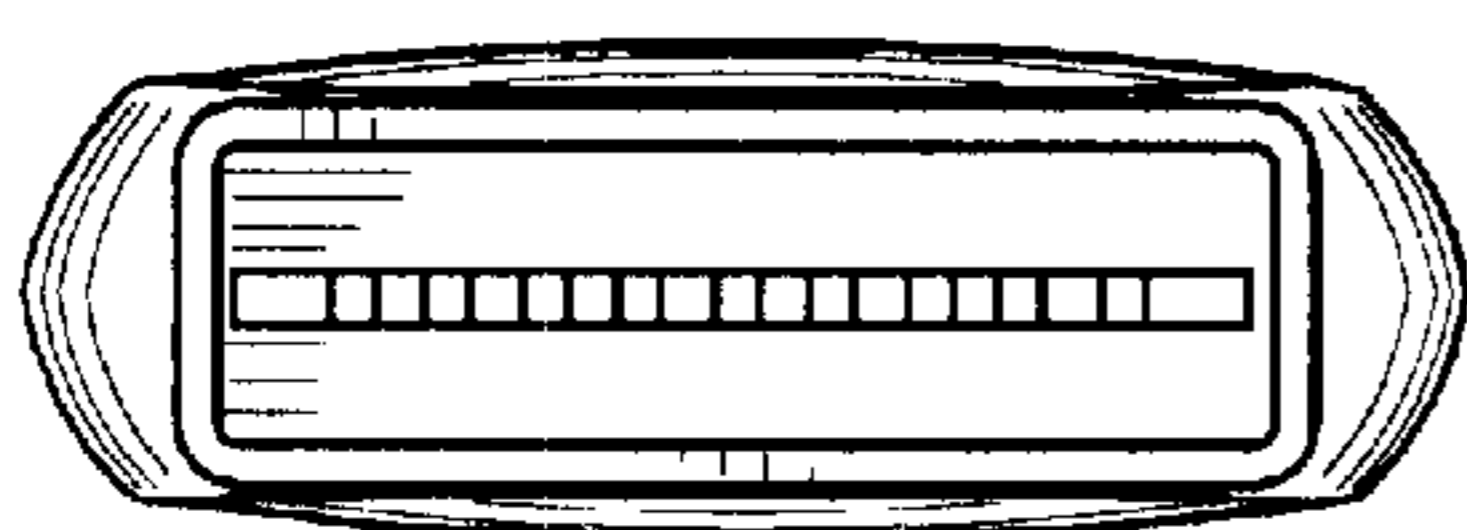


FIG. 6




FIG. 7