



US00D541839S

(12) **United States Design Patent**  
**Sheldon**

(10) **Patent No.:** **US D541,839 S**

(45) **Date of Patent:** **\*\* May 1, 2007**

(54) **EYEGLASSES**

(75) **Inventor:** **Brent Sheldon**, Montreal (CA)

(73) **Assignee:** **Focus Systems Technology Co., Ltd.**,  
Taipei (TW)

(\*\*) **Term:** **14 Years**

(21) **Appl. No.:** **29/217,562**

(22) **Filed:** **Nov. 19, 2004**

(51) **LOC (8) Cl.** ..... **16-06**

(52) **U.S. Cl.** ..... **D16/326; D16/327; D16/335**

(58) **Field of Classification Search** ..... D16/300,  
D16/326-327, 330, 335, 337; D24/110.2;  
D29/109-110; 351/41, 44, 49, 51-52, 83,  
351/92, 111, 121, 123

See application file for complete search history.

(56) **References Cited**

**U.S. PATENT DOCUMENTS**

D401,610 S	*	11/1998	Flanagan	.....	D16/327
D403,345 S	*	12/1998	Flanagan	.....	D16/327
D411,222 S	*	6/1999	Conway	.....	D16/326
D420,379 S	*	2/2000	Conway	.....	D16/326
D435,264 S	*	12/2000	Yeh	.....	D16/326
D450,078 S	*	11/2001	Lee	.....	D16/326
D459,746 S	*	7/2002	Wang	.....	D16/314
D468,339 S	*	1/2003	Lane	.....	D16/329

D478,928 S	*	8/2003	Sheldon	.....	D16/326
D481,062 S	*	10/2003	Lane	.....	D16/326
D485,570 S	*	1/2004	Teng	.....	D16/314
D497,628 S	*	10/2004	Sheldon	.....	D16/326
D497,934 S	*	11/2004	Sheldon	.....	D16/326
D501,218 S	*	1/2005	Teng	.....	D16/326
D518,083 S	*	3/2006	Teng	.....	D16/326
D518,502 S	*	4/2006	Teng	.....	D16/326
D524,845 S	*	7/2006	Hsu	.....	D16/326
2006/0238698 A1	*	10/2006	Sheldon	.....	351/41

\* cited by examiner

*Primary Examiner*—Philip S. Hyder

*Assistant Examiner*—RoseLynne (Ulm) Cody

(74) *Attorney, Agent, or Firm*—Banner & Witcoff, Ltd.

(57) **CLAIM**

The ornamental design for eyeglasses, as shown and described.

**DESCRIPTION**

FIG. 1 is a perspective view of eyeglasses showing my new design;

FIG. 2 is a front elevational view thereof;

FIG. 3 is a rear elevational view thereof;

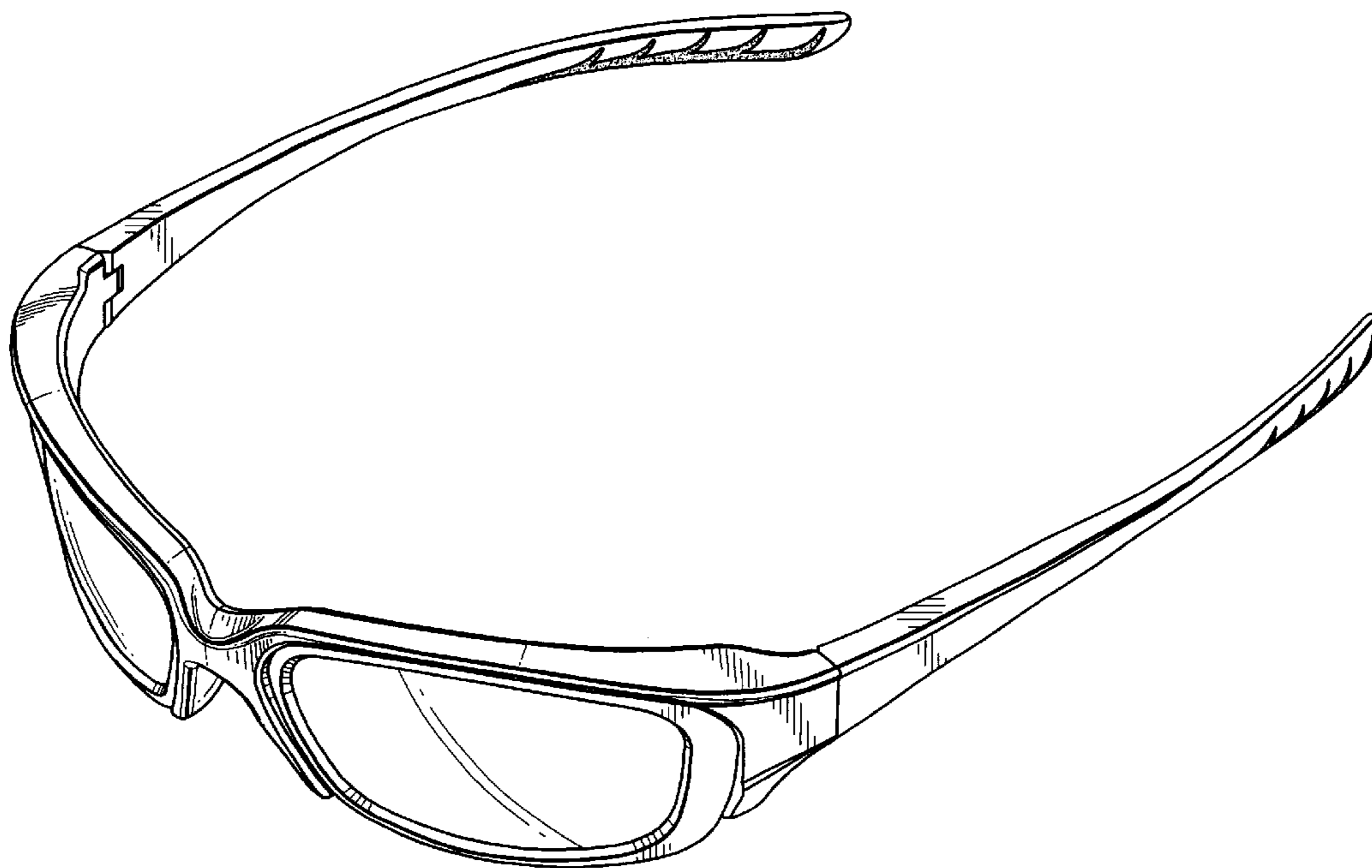
FIG. 4 is a left side elevational view thereof;

FIG. 5 is a right side elevational view thereof;

FIG. 6 is a top plan view thereof; and,

FIG. 7 is a bottom plan view thereof.

**1 Claim, 5 Drawing Sheets**



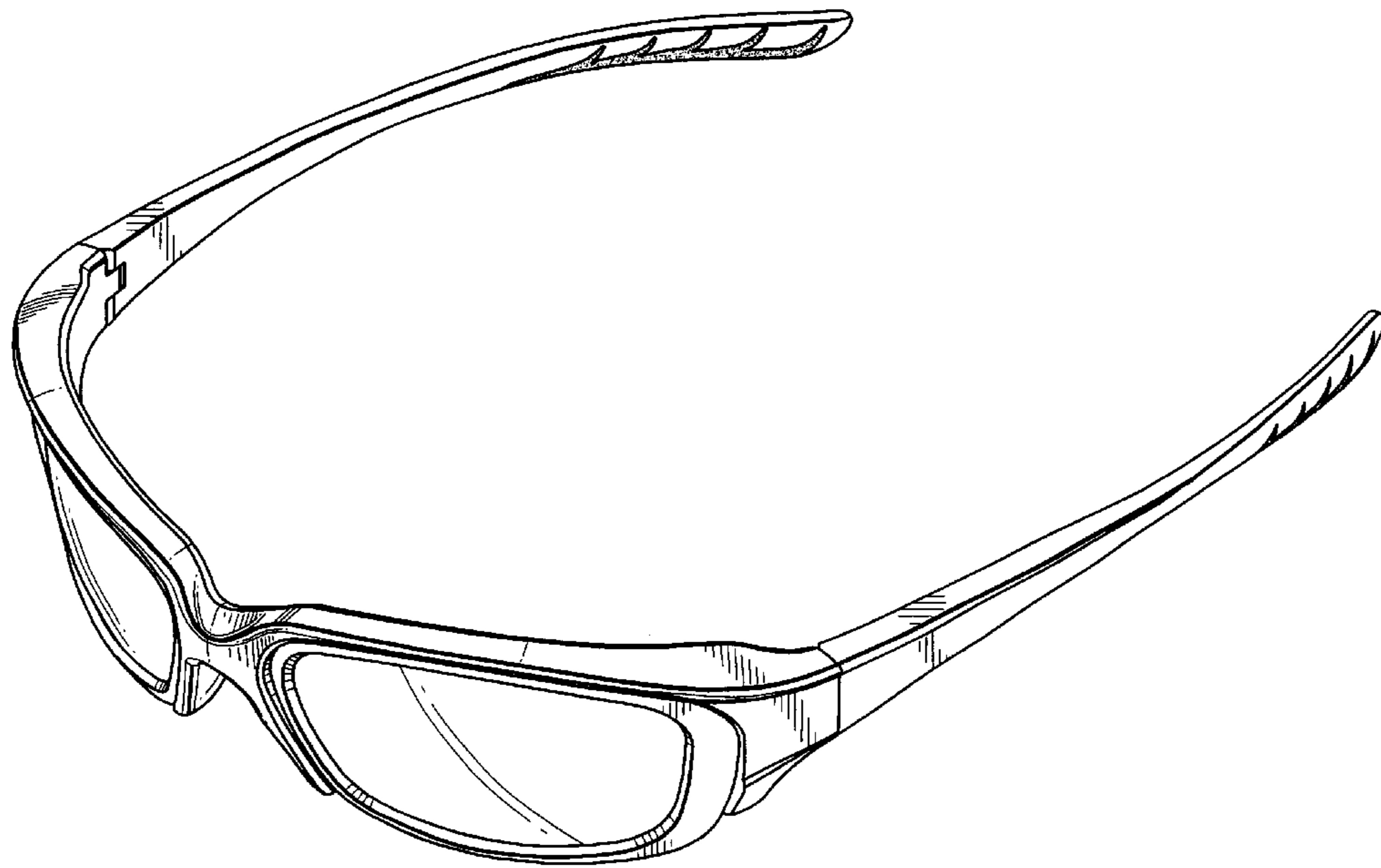


FIG. 1

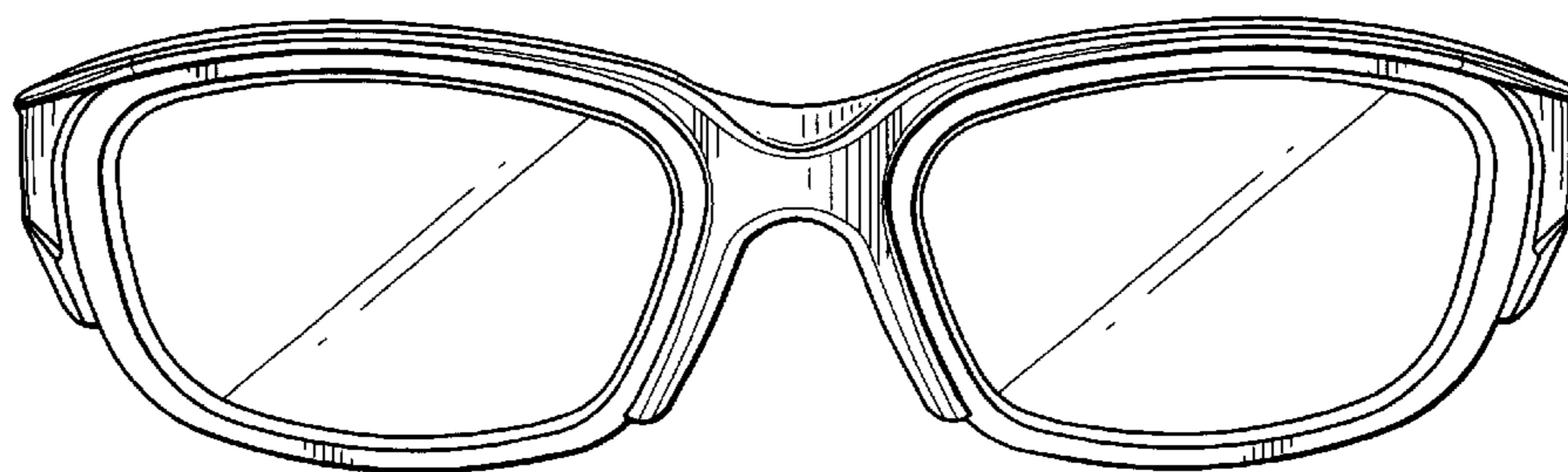


FIG. 2

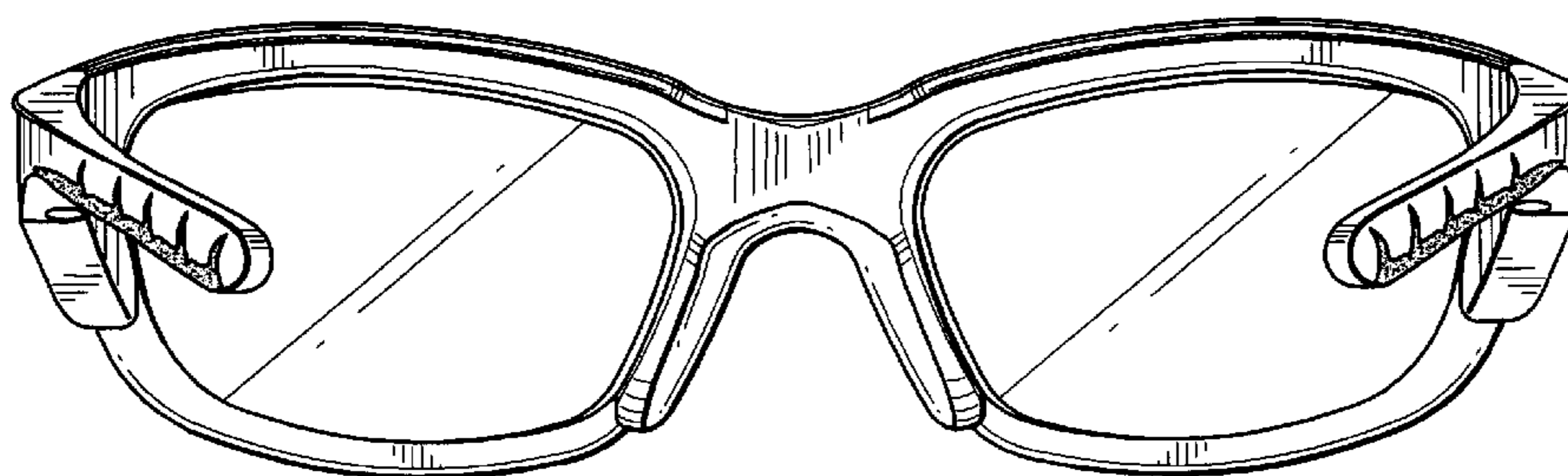


FIG. 3

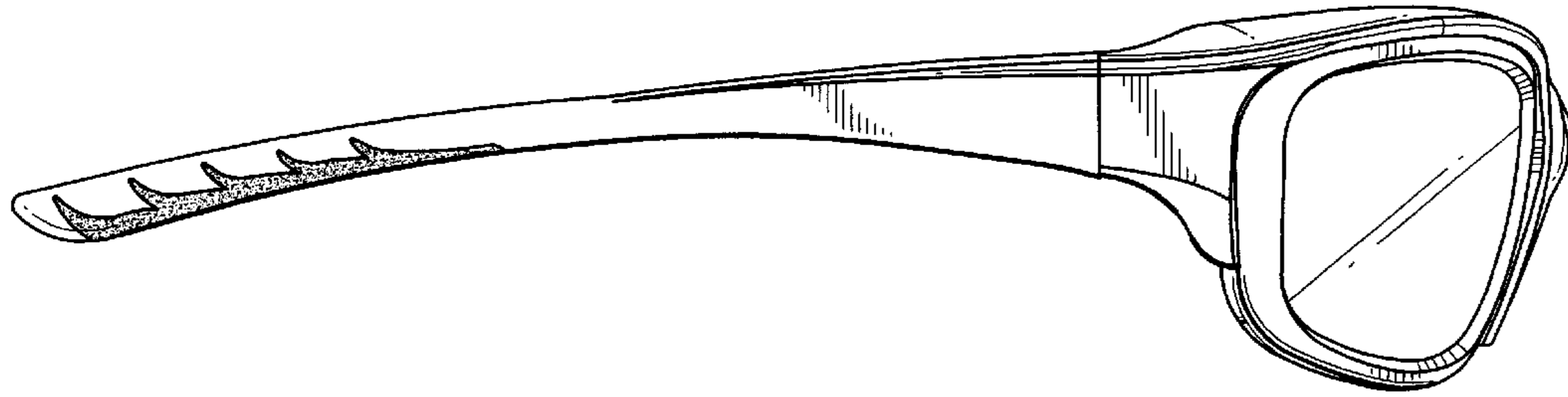


FIG. 4

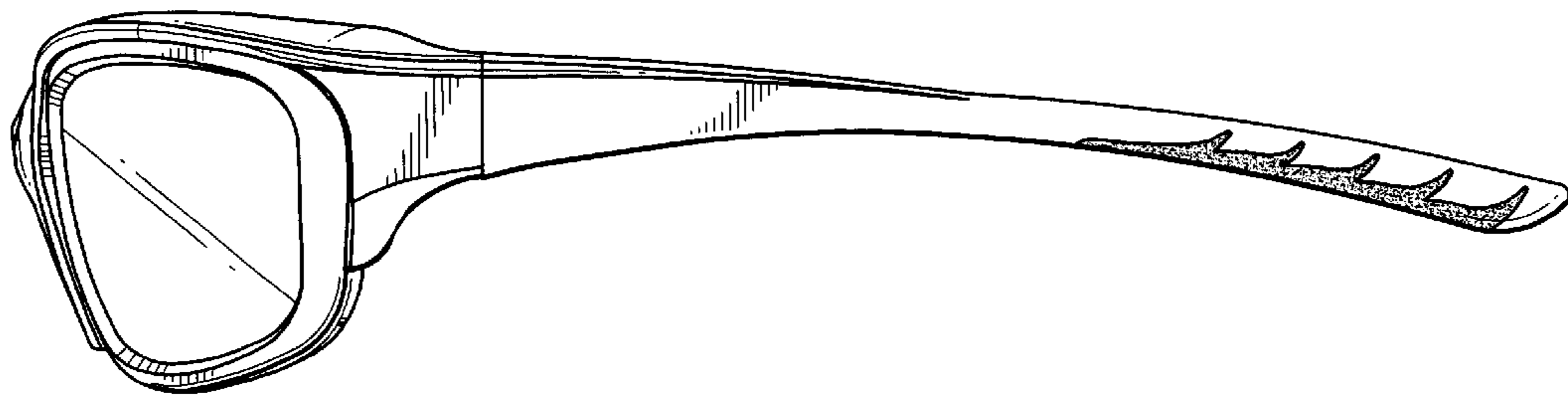


FIG. 5

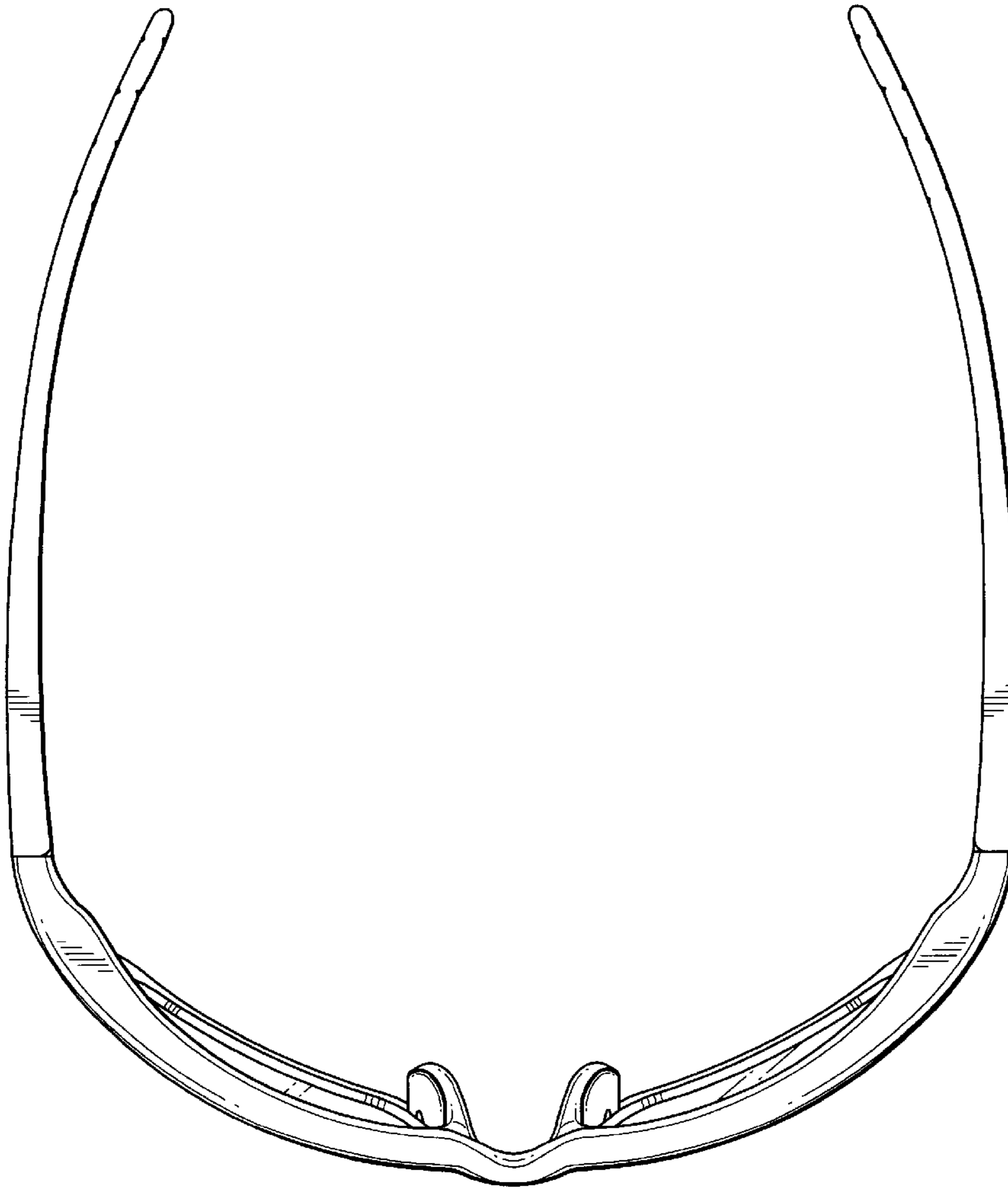


FIG. 6

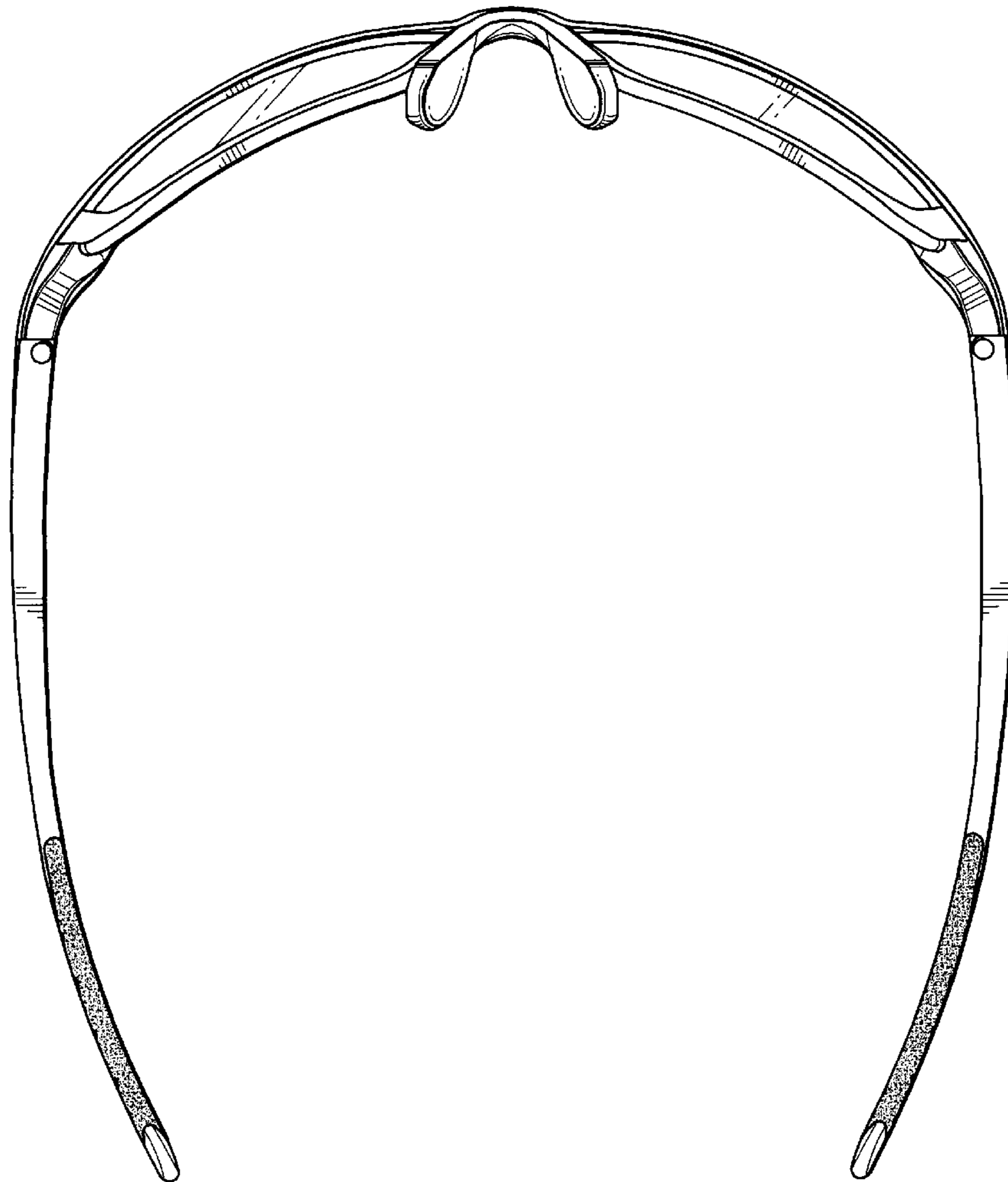


FIG. 7