



US00D541828S

(12) **United States Design Patent**  
**Nishibori et al.**

(10) **Patent No.:** **US D541,828 S**

(45) **Date of Patent:** **\*\* May 1, 2007**

(54) **REFRIGERATOR**

(75) Inventors: **Hiroshi Nishibori**, Nara (JP); **Toru Makidera**, Nara (JP); **Tomoki Taira**, Takatsuki (JP); **Koji Nishida**, Nara-ken (JP); **Minoru Fujino**, Yao (JP); **Wataru Iwahashi**, Osaka (JP)

(73) Assignee: **Sharp Kabushiki Kaisha**, Osaka (JP)

(\*\*) Term: **14 Years**

(21) Appl. No.: **29/259,777**

(22) Filed: **May 16, 2006**

(30) **Foreign Application Priority Data**

Nov. 17, 2005 (JP) ..... 2005-033852

(51) **LOC (8) Cl.** ..... **15-07**

(52) **U.S. Cl.** ..... **D15/87**

(58) **Field of Classification Search** ..... D15/79-88,  
D15/91; 62/3.6, 125, 126; 312/116, 138.1,  
312/236, 330.1, 402, 405, 406  
See application file for complete search history.

(56) **References Cited**

**U.S. PATENT DOCUMENTS**

D210,560 S \* 3/1968 Kennedy ..... D15/86  
D317,454 S 6/1991 Matsumura et al.  
D326,461 S 5/1992 Nakao et al.

D387,779 S \* 12/1997 Weiss et al. .... D15/85  
D410,013 S \* 5/1999 Takasago et al. .... D15/86  
D410,473 S \* 6/1999 Higuchi et al. .... D15/86  
D411,211 S \* 6/1999 Higuchi et al. .... D15/80  
D452,255 S \* 12/2001 Chai et al. .... D15/85  
D495,719 S \* 9/2004 Kirchner et al. .... D15/86  
D500,058 S \* 12/2004 Tunzi ..... D15/91  
D508,059 S \* 8/2005 Seok et al. .... D15/86  
D508,502 S \* 8/2005 Moseley ..... D15/91  
D522,540 S \* 6/2006 Cho et al. .... D15/86

\* cited by examiner

*Primary Examiner*—Stella Reid

*Assistant Examiner*—Shanda C. Hill

(74) *Attorney, Agent, or Firm*—Nixon & Vanderhye, PC

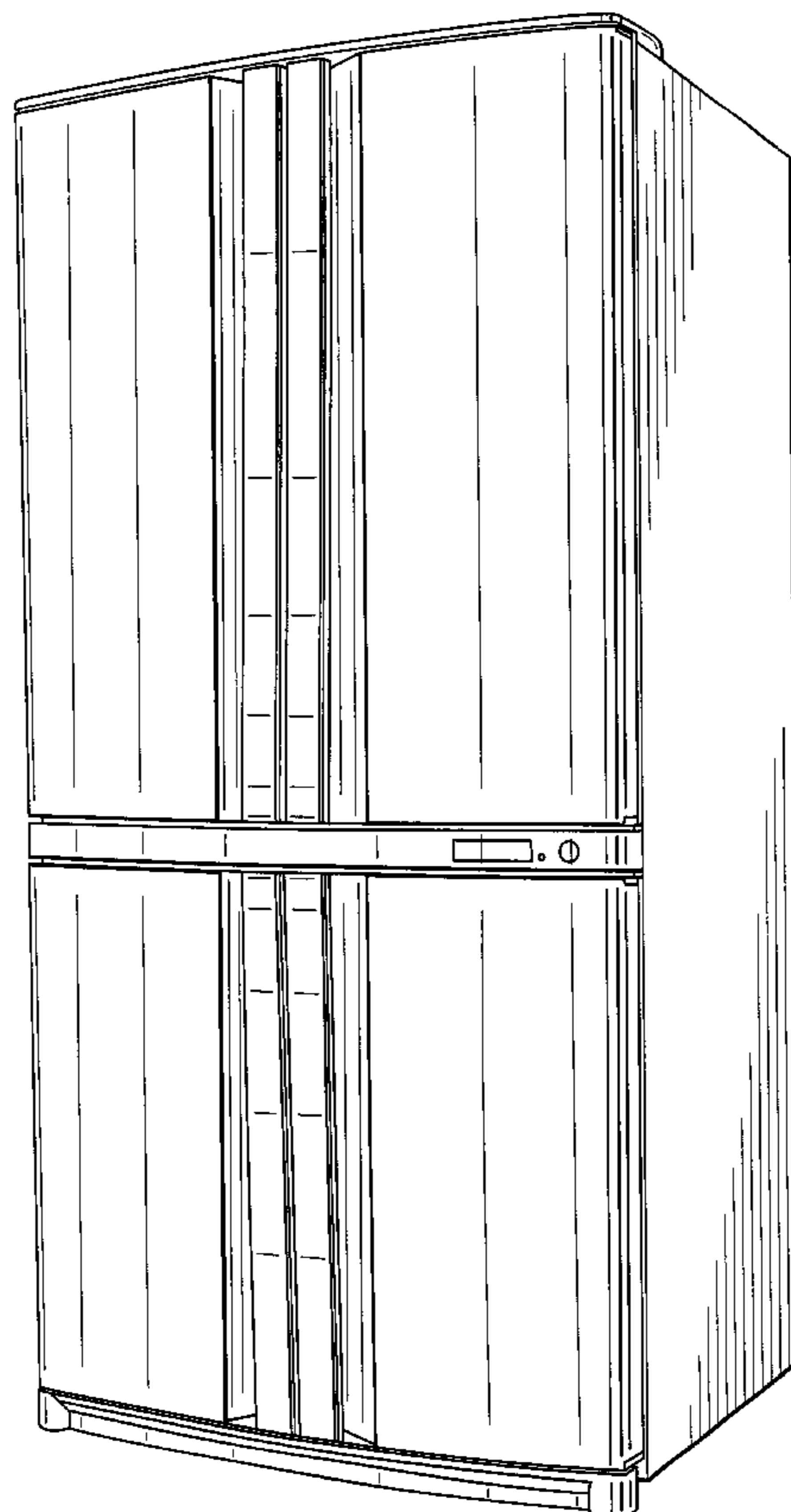
(57) **CLAIM**


The ornamental design for refrigerator, as shown and described.

**DESCRIPTION**

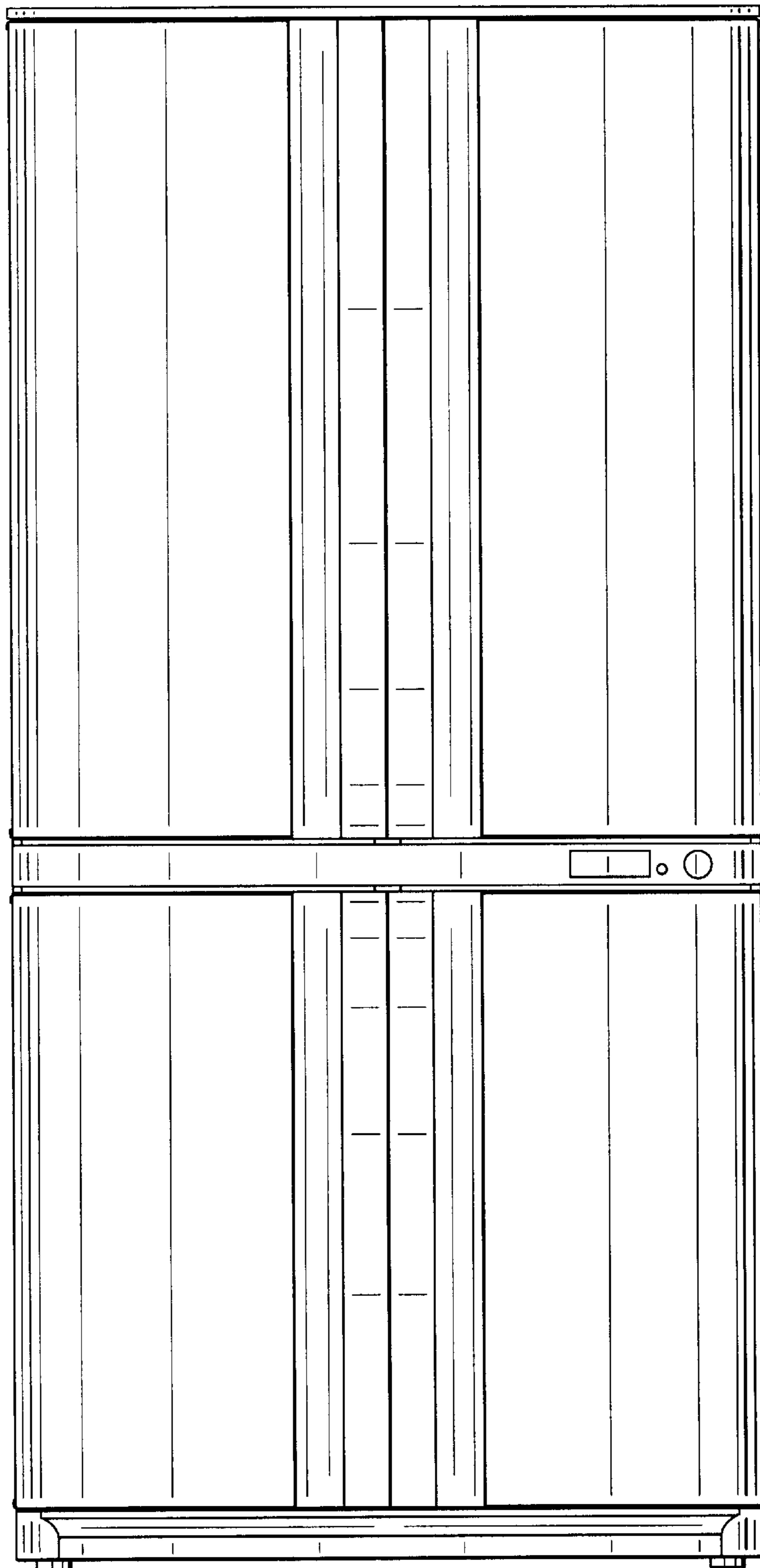
FIG. 1 is a perspective view of a refrigerator in accordance with my new design;  
FIG. 2 is a is a front elevation view thereof;  
FIG. 3 is a is a rear elevation view thereof;  
FIG. 4 is a is a top plan view thereof;  
FIG. 5 is a bottom plan view thereof; and,  
FIG. 6 is a right side elevation view thereof, the left side elevation being identical thereto.

**1 Claim, 5 Drawing Sheets**






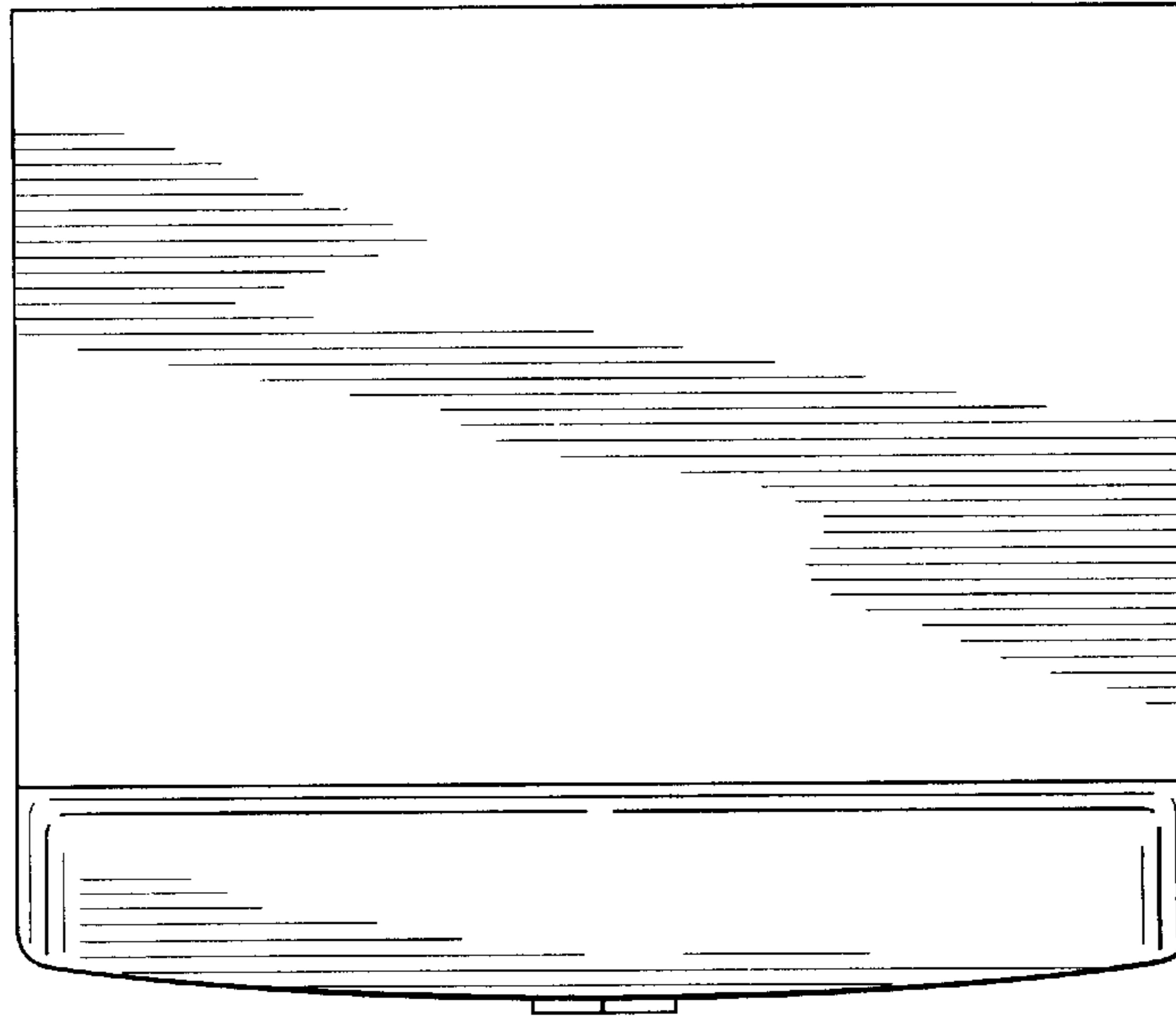
*Fig. 1*



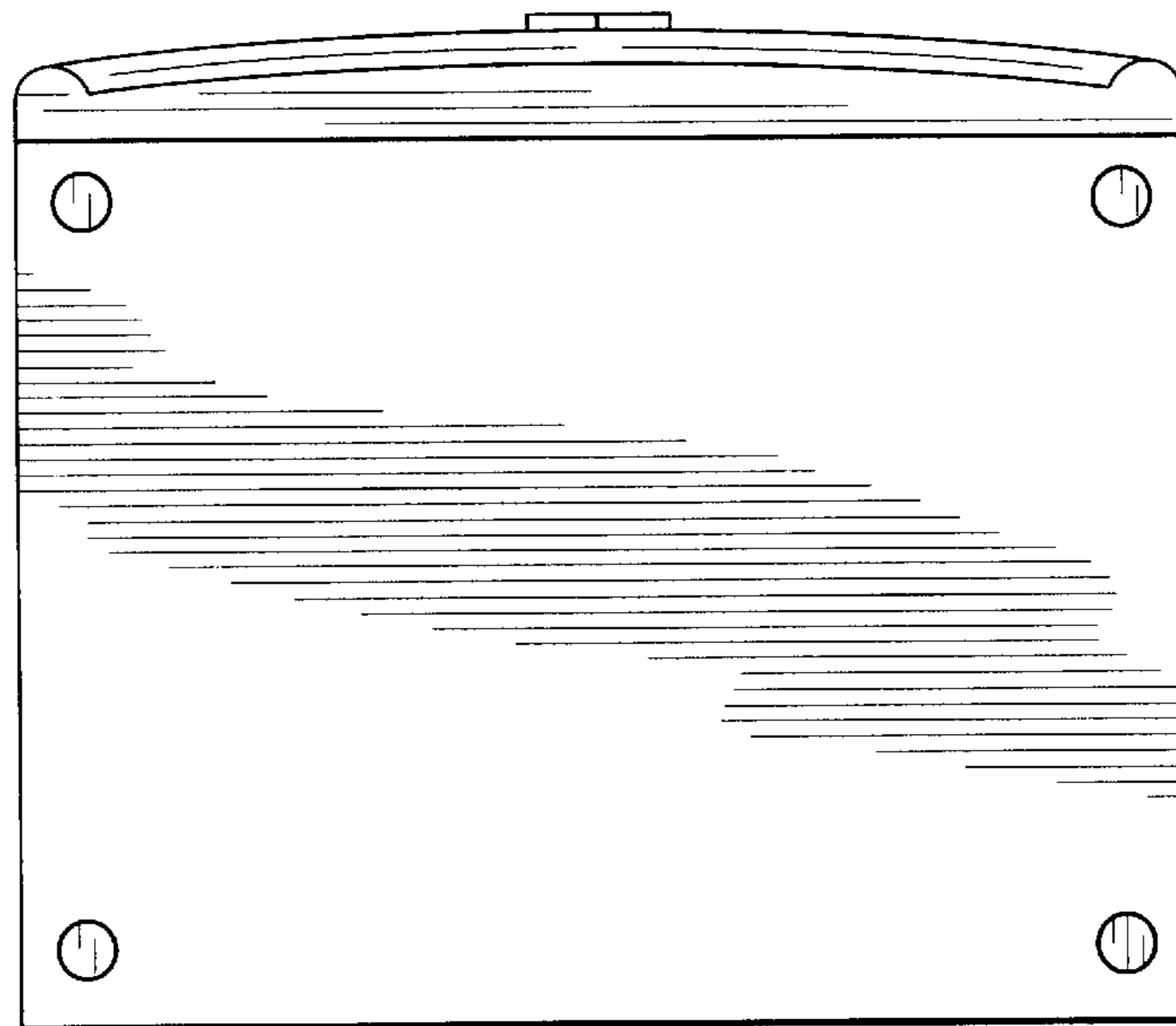
*Fig. 2*



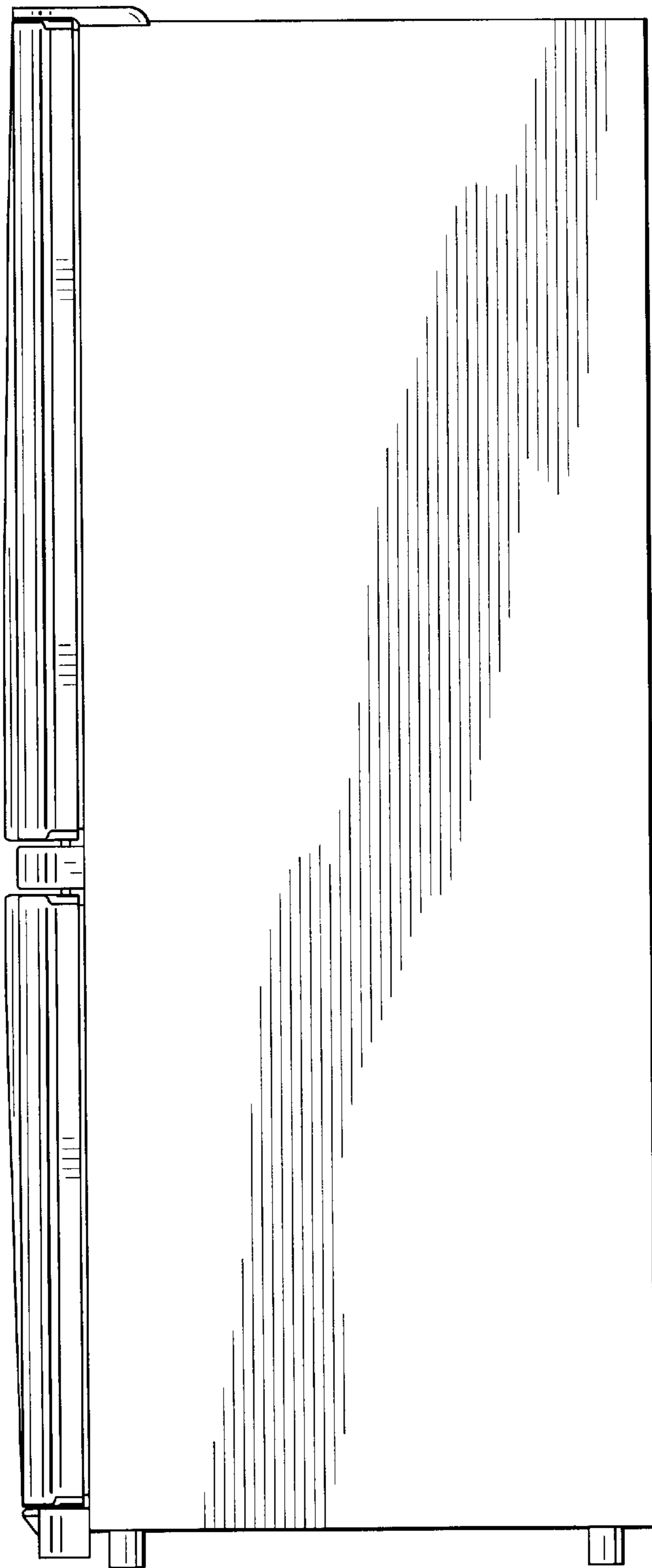
*Fig. 3*



*Fig. 4*



*Fig. 5*



*Fig. 6*