

US00D541802S

(12) **United States Design Patent**
Weingartner

(10) **Patent No.:** **US D541,802 S**

(45) **Date of Patent:** **** May 1, 2007**

(54) **ERGONOMIC COMPUTER KEYBOARD**

D497,913 S * 11/2004 Jones et al. D14/396
6,876,312 B2 * 4/2005 Yu 341/20

(76) Inventor: **Peter Weingartner**, Redtenbachergasse
56/33, A-1160 Vienna (AT)

* cited by examiner

(**) Term: **14 Years**

Primary Examiner—Freda S. Nunn
(74) *Attorney, Agent, or Firm*—Kolisch Hartwell, P.C.

(21) Appl. No.: **29/238,906**

(57) **CLAIM**

(22) Filed: **Sep. 21, 2005**

I claim the ornamental design for an ergonomic computer keyboard, as shown and described.

(30) **Foreign Application Priority Data**

Mar. 29, 2005 (AT) MU 336/2005

DESCRIPTION

(51) **LOC (8) Cl.** **14-02**

FIG. 1 is a top plan view of an ergonomic computer keyboard according to the present invention.

(52) **U.S. Cl.** **D14/398**

FIG. 2 is a front elevation view of the ergonomic computer keyboard of FIG. 1.

(58) **Field of Classification Search** D14/391-398;

FIG. 3 is a rear elevation view of the ergonomic computer keyboard of FIG. 1.

D18/1, 7, 11, 12; 178/17 A, 17 C; 200/5 A,
200/5 R, 6 A, 6 R; 235/145 A, 145 R; 341/22,
341/23; 345/160, 168; 400/484-489, 492

See application file for complete search history.

FIG. 4 is a bottom plan view of the ergonomic computer keyboard of FIG. 1.

(56) **References Cited**

FIG. 5 is a top perspective view of the ergonomic computer keyboard of FIG. 1.

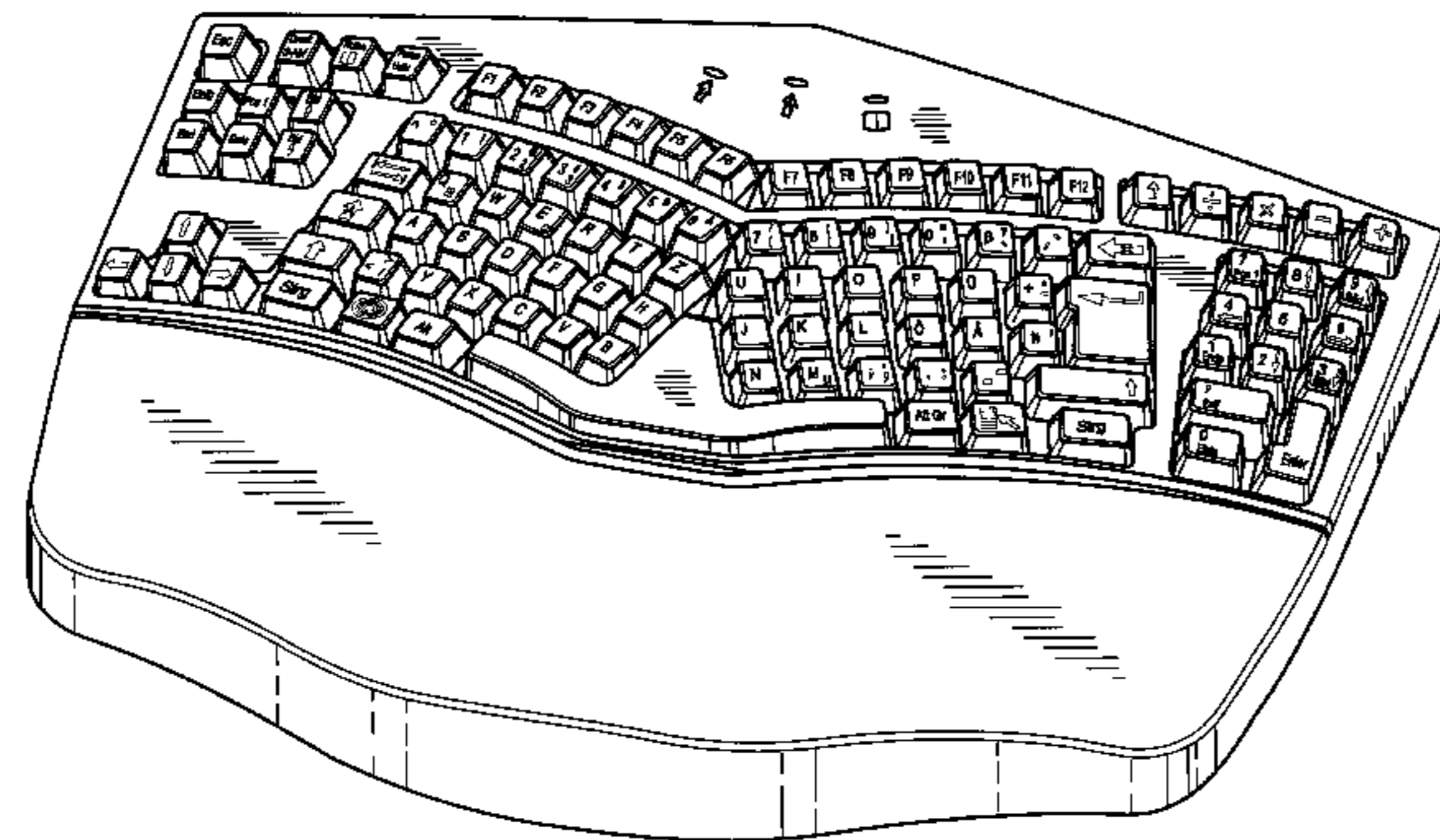
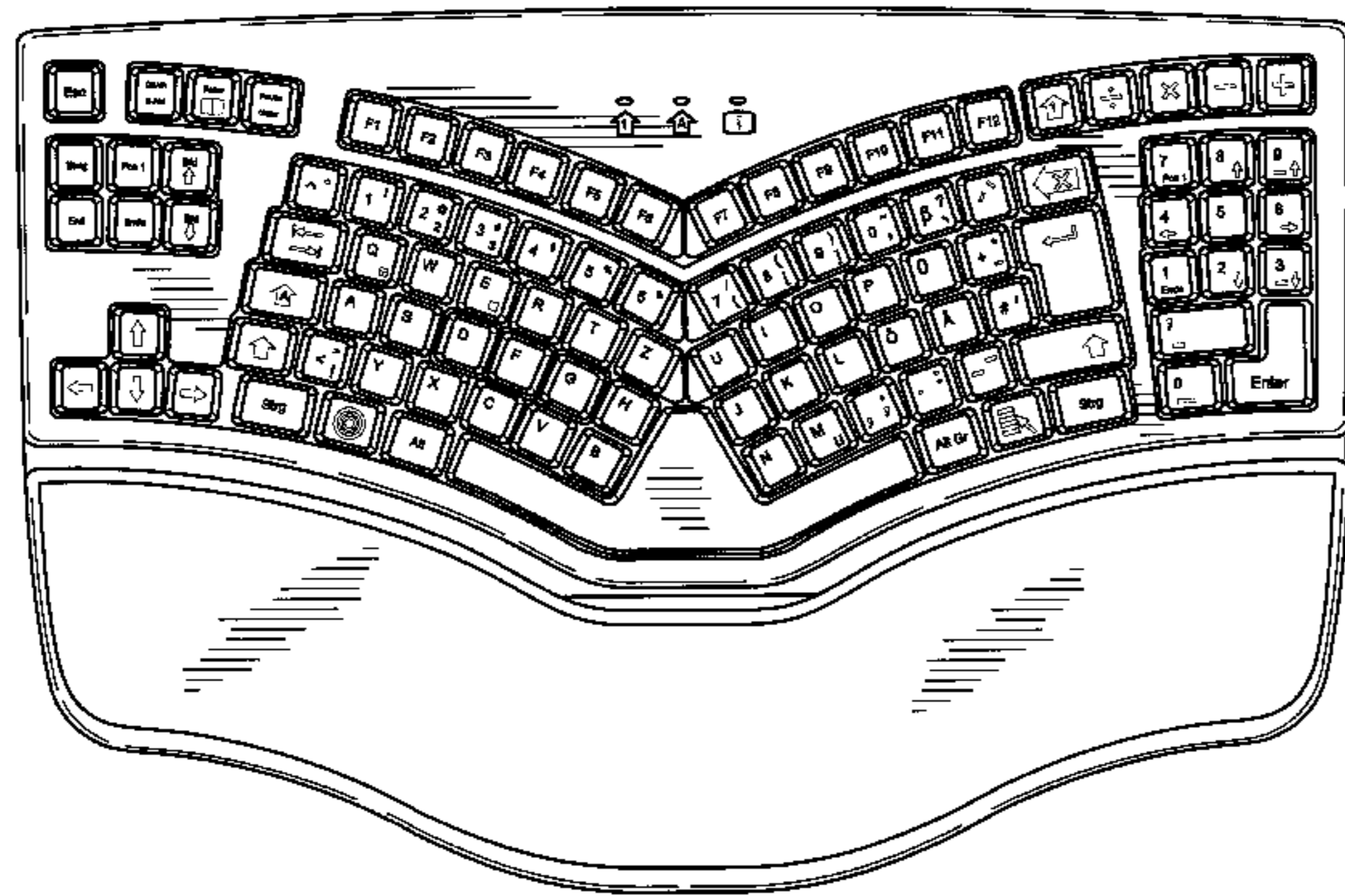
U.S. PATENT DOCUMENTS

FIG. 6 is a right elevation view of the ergonomic computer keyboard of FIG. 1; and,

D381,326 S * 7/1997 Ratzlaff D14/398
5,673,040 A * 9/1997 Hargreaves et al. 341/22
5,793,359 A * 8/1998 Ushikubo 345/169
6,288,706 B1 * 9/2001 Leman 345/168
D461,474 S * 8/2002 Su D14/398

FIG. 7 is a left side elevation view of the ergonomic computer keyboard of FIG. 1.

1 Claim, 4 Drawing Sheets



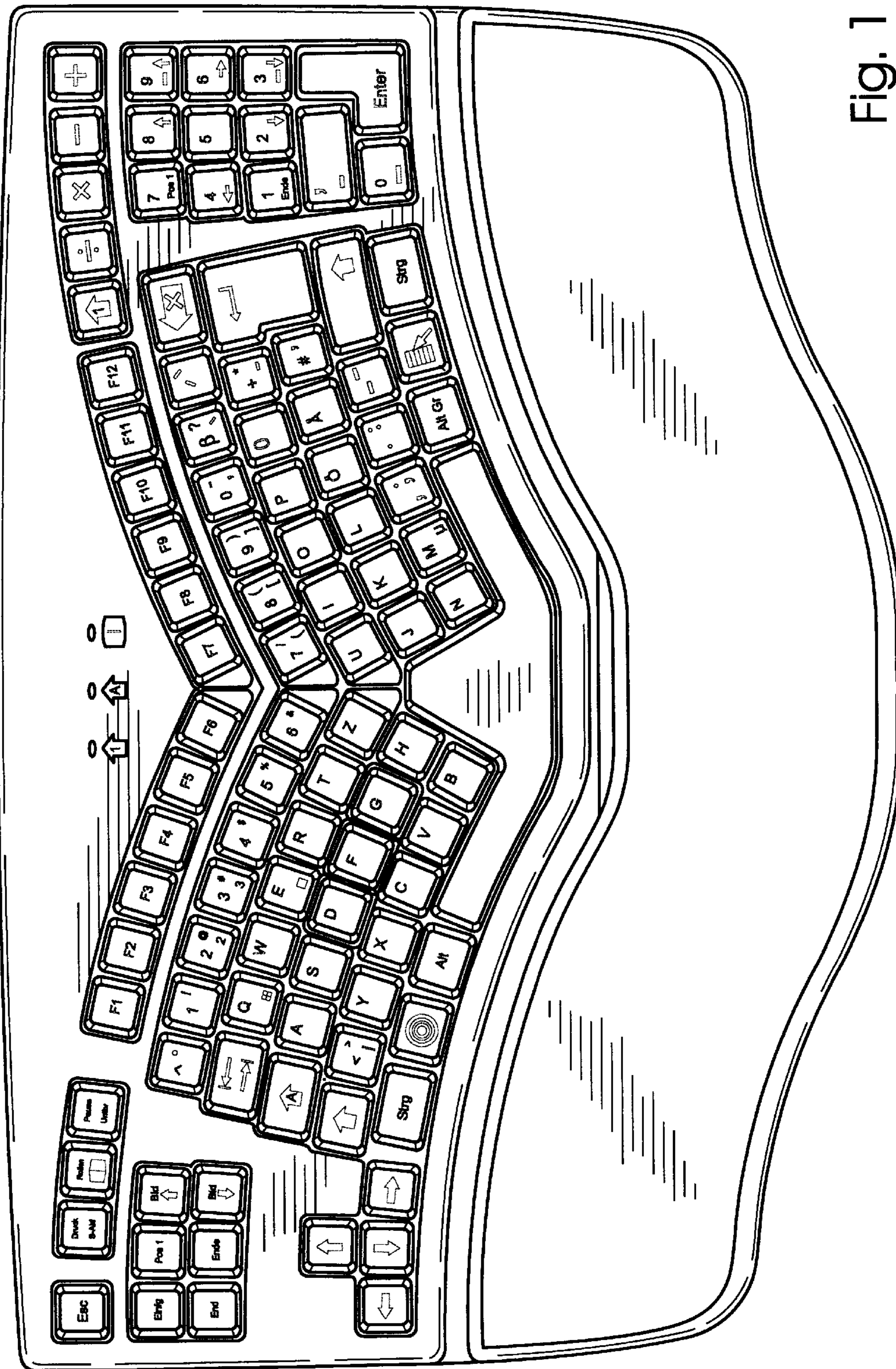


Fig. 1

Fig. 2

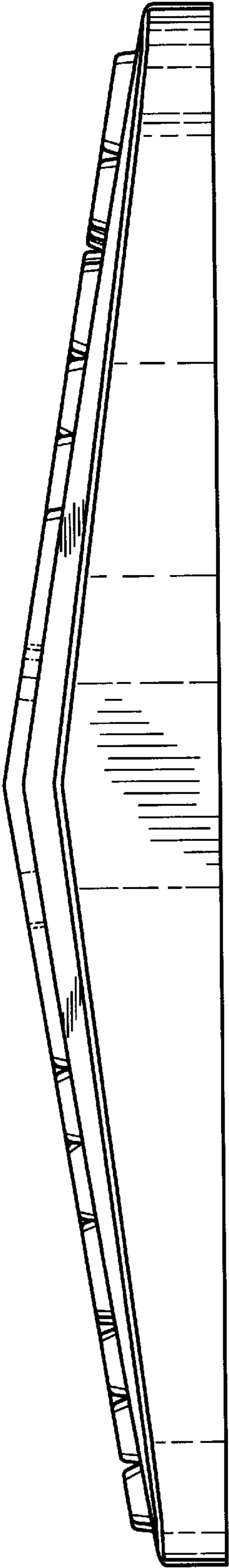


Fig. 3

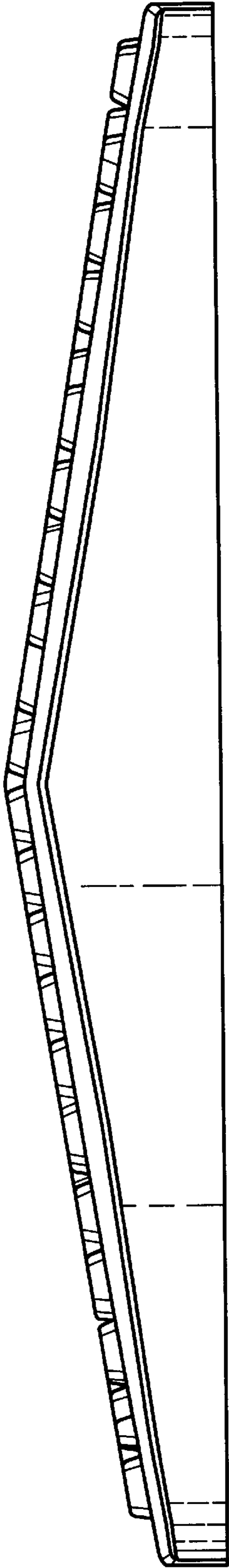


Fig. 4

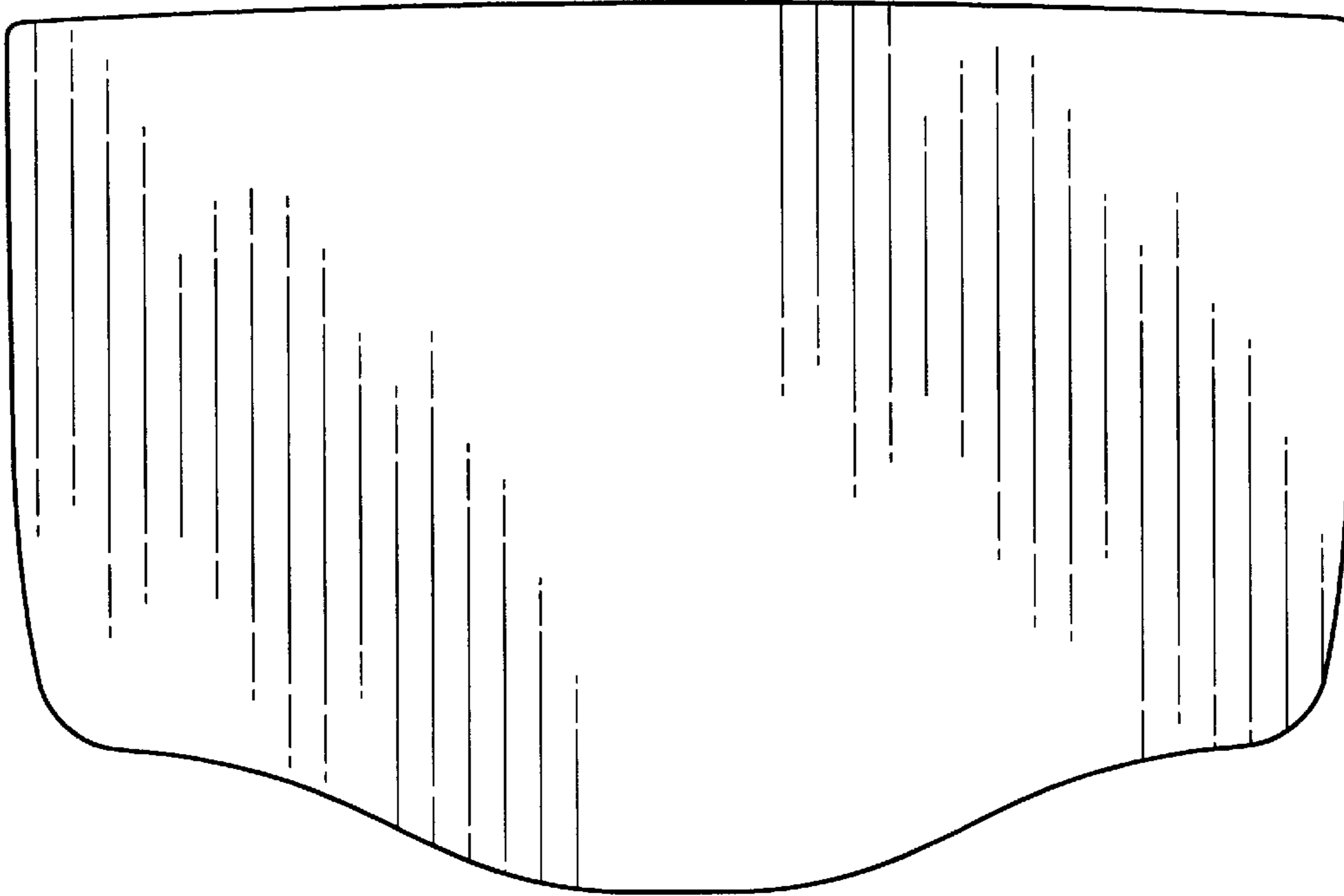


Fig. 6

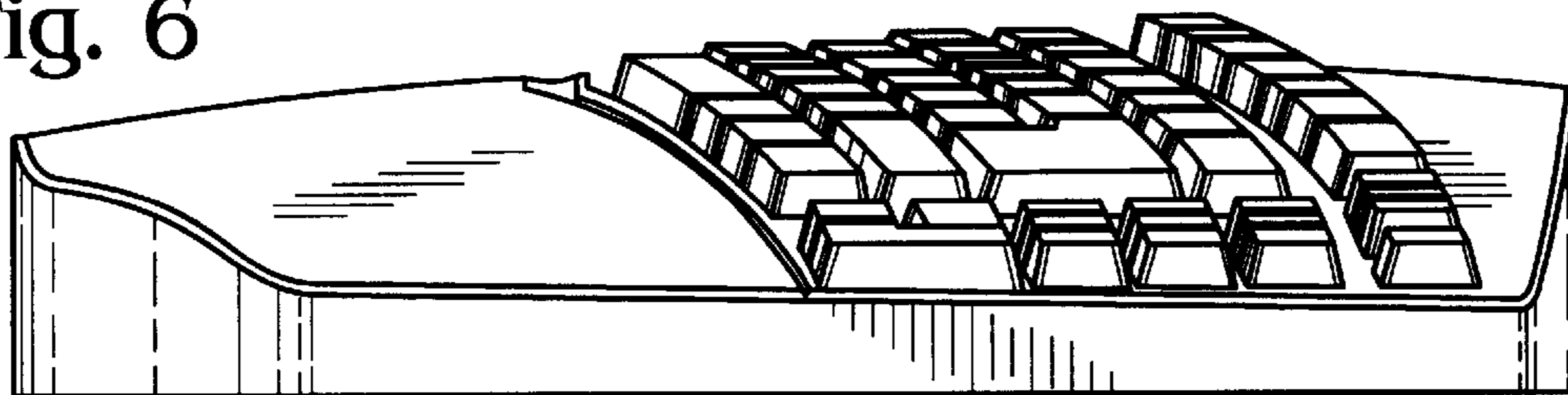


Fig. 7




Fig. 5

