

US00D541797S

(12) **United States Design Patent**  
**Chen**

(10) **Patent No.:** **US D541,797 S**

(45) **Date of Patent:** **\*\* May 1, 2007**

(54) **MEMORY STICK WITH FLASHLIGHT AND RETRACTABLE USB PLUG**

(75) Inventor: **Johnson Chen**, Walnut, CA (US)

(73) Assignee: **UniTime International Co., Ltd.**, Walnut, CA (US)

(\*\*) Term: **14 Years**

(21) Appl. No.: **29/239,981**

(22) Filed: **Oct. 6, 2005**

(51) **LOC (8) Cl.** ..... **14-02**

(52) **U.S. Cl.** ..... **D14/356; D14/435; D26/38**

(58) **Field of Classification Search** ..... D14/137,  
D14/156, 167, 240, 242, 299, 348, 356, 384-5,  
D14/402, 432-5, 496; 361/685-6; 365/63,  
365/131; 439/139-41, 144, 518, 638; 710/62,  
710/74; D26/37-8, 51-2

See application file for complete search history.

(56) **References Cited**

**U.S. PATENT DOCUMENTS**

1,972,879	A	*	9/1934	Flintermann	.....	D26/38
D241,672	S	*	9/1976	Wolfe	.....	D26/37
D395,720	S	*	6/1998	Galli	.....	D26/37
D397,465	S	*	8/1998	Youri	.....	D26/38
D422,103	S	*	3/2000	Chen	.....	D26/37
6,456,500	B1	*	9/2002	Chen	.....	361/752
6,522,534	B1	*	2/2003	Wu	.....	361/686
D475,149	S	*	5/2003	Chun	.....	D26/37
D485,627	S	*	1/2004	Chun	.....	D26/37
D490,068	S	*	5/2004	Chen	.....	D14/156

D500,485	S	*	1/2005	Deguchi	.....	D14/167
D501,485	S	*	2/2005	Lian et al.	.....	D14/496
2003/0171035	A1	*	9/2003	Yoo	.....	439/638

**OTHER PUBLICATIONS**

Internet: <http://buypromosllc.corpkeystore.com/execstr/prodView.asp?idproduct=60>, Dec. 6, 2006.\*  
<http://www.promotionalkeychains.biz/usb-keychain-light.html>, Dec. 26, 2005.\*

\* cited by examiner

*Primary Examiner*—Robin Webster

*Assistant Examiner*—Karen E. Patterson

(74) *Attorney, Agent, or Firm*—Pro-Techtor Int'l Services

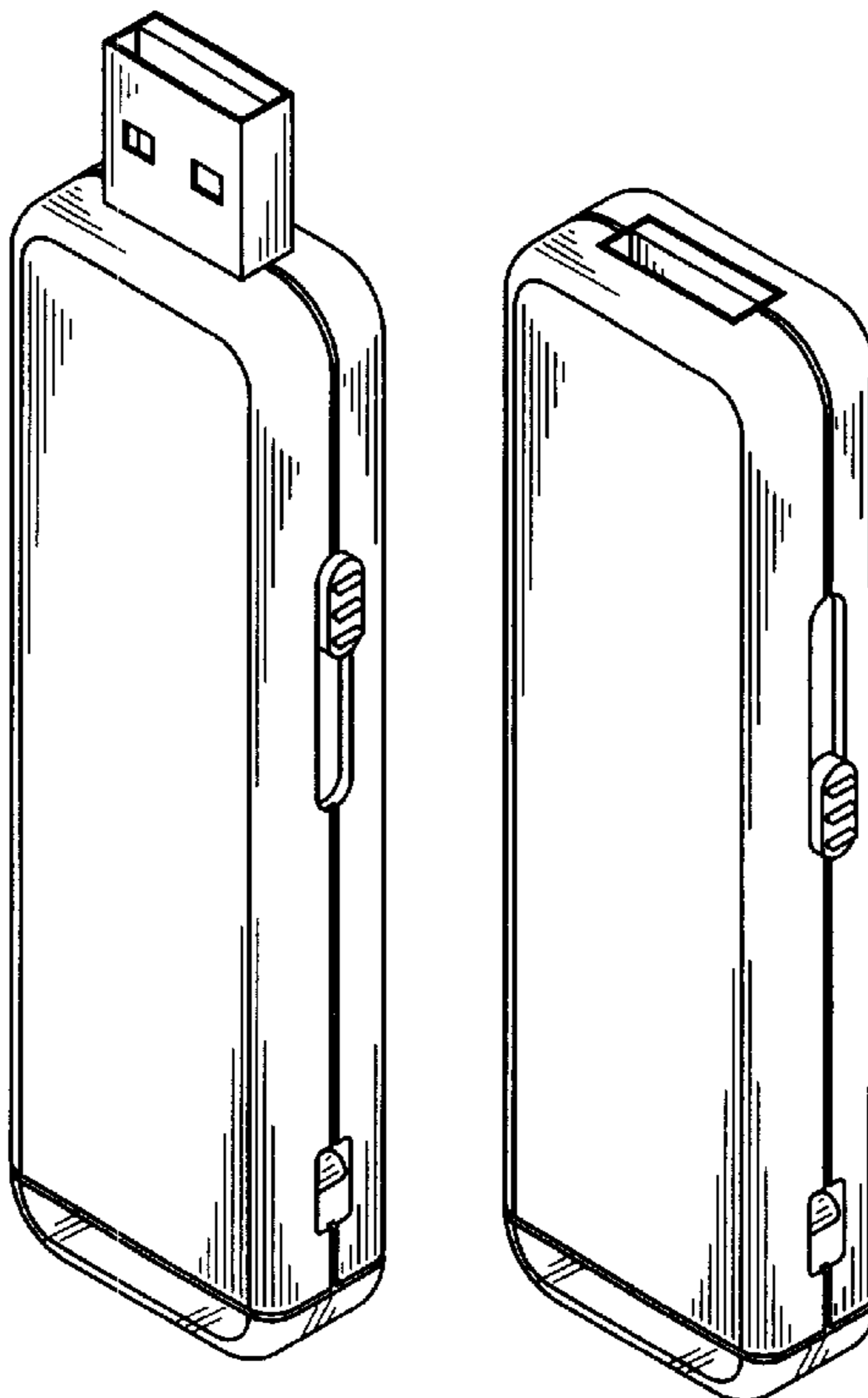
(57) **CLAIM**

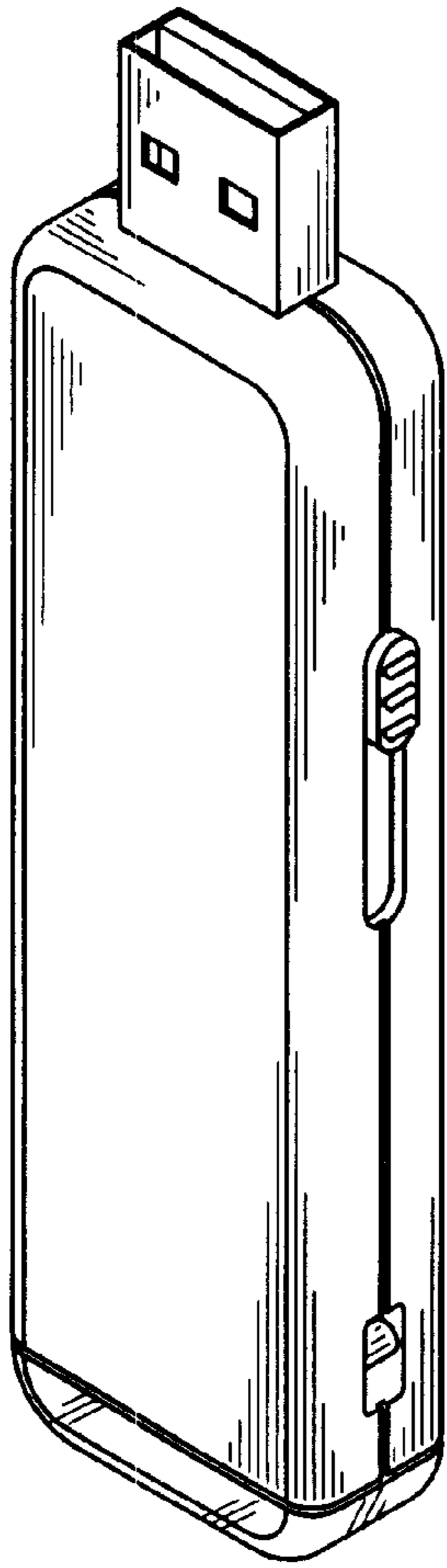
The ornamental design for a memory stick with flashlight and retractable USB plug, as shown and described.

**DESCRIPTION**

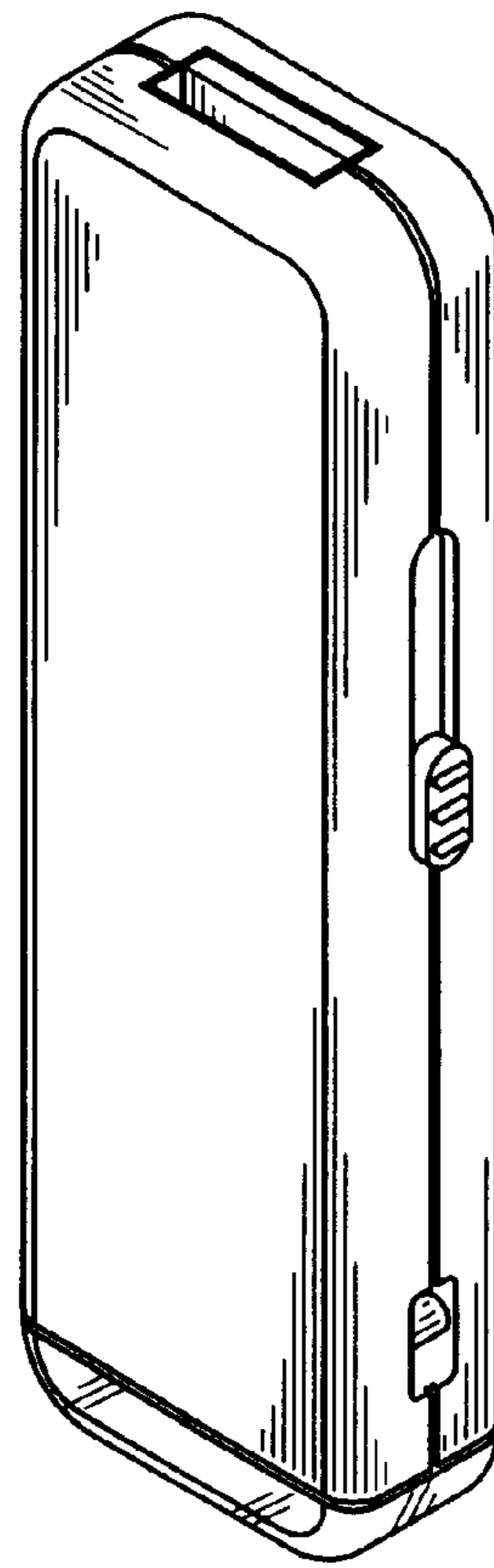
FIG. 1 is a perspective view of a memory stick with flashlight and retractable USB plug showing my new design; FIG. 2 is a front view thereof; FIG. 3 is a rear view thereof; FIG. 4 is a left side view thereof; FIG. 5 is a right side view thereof; FIG. 6 is a top view thereof; FIG. 7 is a bottom view thereof; and, FIG. 8 is a second perspective view of the memory stick with flashlight and retractable USB plug showing the plug in the retracted position.

**1 Claim, 3 Drawing Sheets**

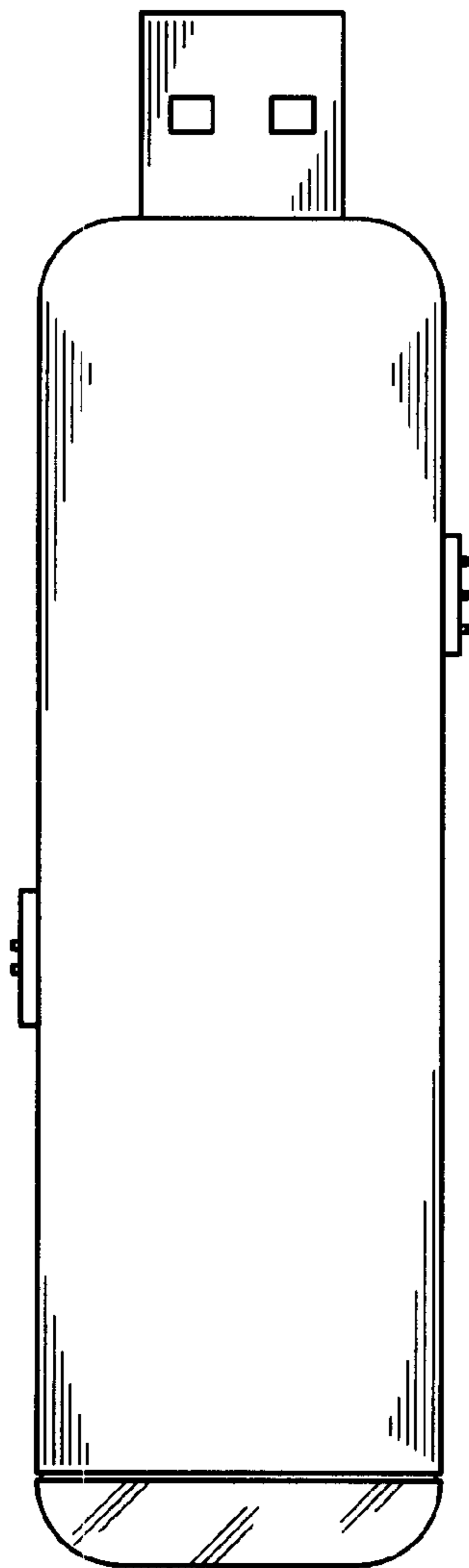




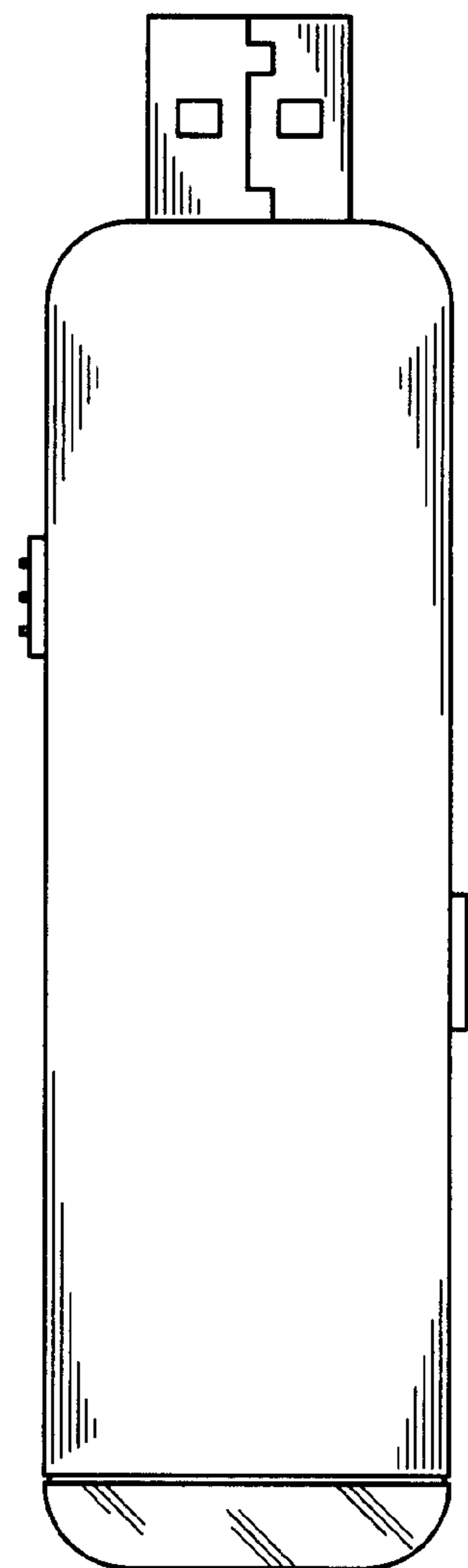
*FIG. 1*



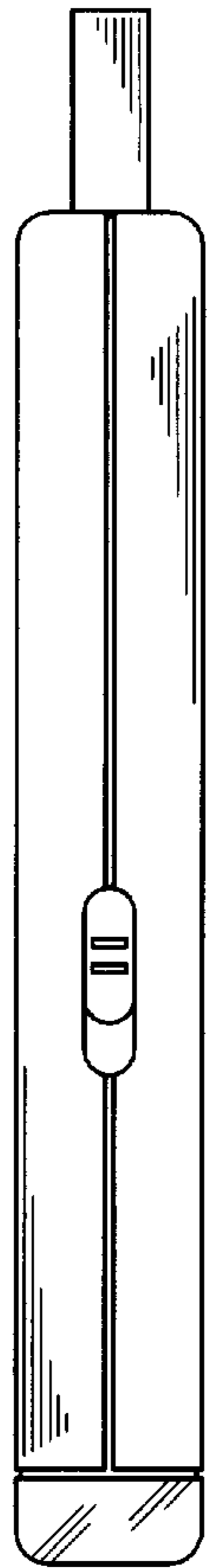
*FIG. 8*



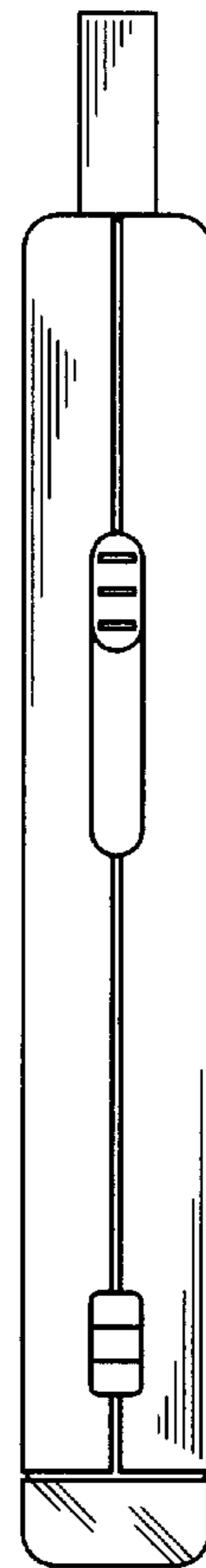
*FIG. 2*



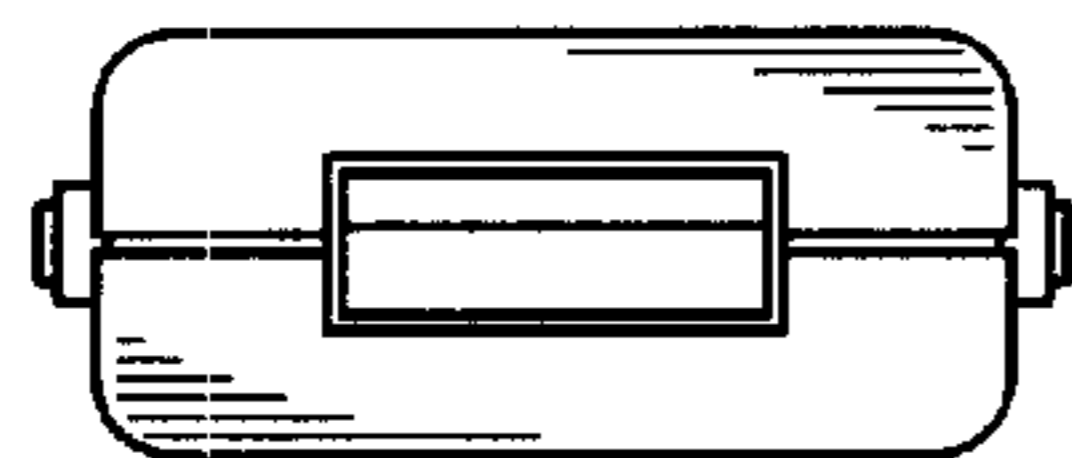
*FIG. 3*



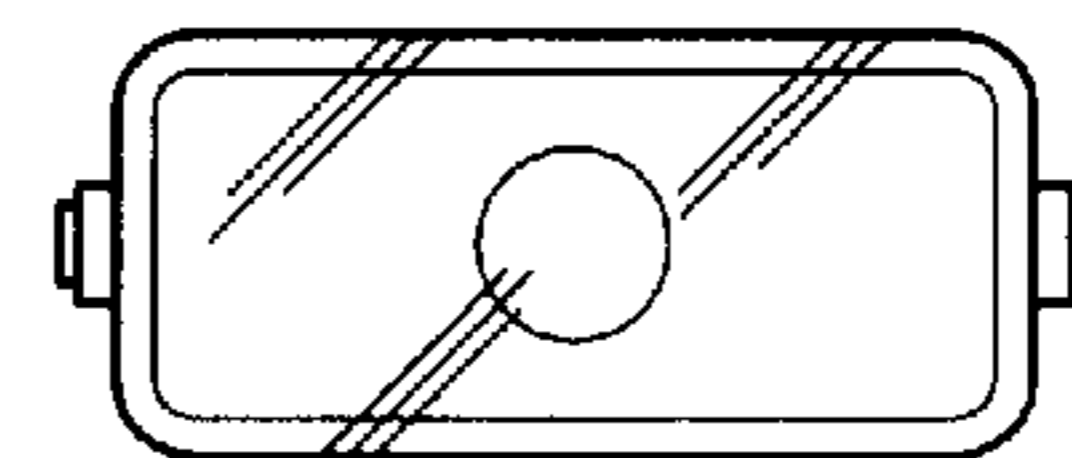
*FIG. 4*



*FIG. 5*



*FIG. 6*



*FIG. 7*