



US00D541786S

(12) **United States Design Patent** (10) **Patent No.:** **US D541,786 S**
Ookawa (45) **Date of Patent:** **** May 1, 2007**

(54) **HANDSET FOR CORDLESS TELEPHONE**

(75) Inventor: **Takayuki Ookawa**, Kadoma (JP)

(73) Assignee: **Matsushita Electric Industrial Co., Ltd.**, Osaka (JP)

(**) Term: **14 Years**

(21) Appl. No.: **29/261,295**

(22) Filed: **Jun. 12, 2006**

(30) **Foreign Application Priority Data**

Apr. 7, 2006 (JP) 2006-009052

(51) **LOC (8) Cl.** **14-03**

(52) **U.S. Cl.** **D14/147**; D14/138

(58) **Field of Classification Search** D14/341-347,
D14/138, 137, 147, 218; 455/575.1, 575.3,
455/575.4, 90.3, 556.1, 556.2; 379/433.01-433.13;
361/814; 348/14.02

See application file for complete search history.

(56) **References Cited**

U.S. PATENT DOCUMENTS

- D355,184 S * 2/1995 Yokouchi D14/138
- D372,237 S * 7/1996 Nagele et al. D14/138
- D386,492 S * 11/1997 Yamaguchi D14/138
- D412,169 S * 7/1999 Schnell et al. D14/138
- D412,329 S * 7/1999 Banryu D14/138
- D424,556 S 5/2000 Meyer
- D437,301 S * 2/2001 Meyer D14/138
- D451,897 S * 12/2001 Hiroko D14/138
- D469,748 S * 2/2003 Ribeiro et al. D14/138
- D470,467 S * 2/2003 Maruska et al. D14/138
- D473,550 S 4/2003 Ribeiro et al.
- D479,514 S * 9/2003 Chan D14/138
- D480,374 S * 10/2003 Toor et al. D14/138
- D492,276 S * 6/2004 Walliser et al. D14/138
- D493,436 S * 7/2004 Okada et al. D14/138
- D509,813 S * 9/2005 Miyazawa et al. D14/138

- D515,535 S * 2/2006 Kim et al. D14/138
- D517,036 S * 3/2006 Himmel D14/138
- D517,039 S * 3/2006 Lee D14/138
- D524,274 S * 7/2006 Choi et al. D14/138
- D525,229 S * 7/2006 Friesen et al. D14/138
- 2002/0037703 A1 * 3/2002 Hirota 455/90
- 2003/0176205 A1 * 9/2003 Oota et al. 455/567
- 2004/0072596 A1 * 4/2004 Yamamoto et al. 455/566
- 2004/0121817 A1 * 6/2004 Tng et al. 455/566
- 2005/0059441 A1 * 3/2005 Miyashita 455/575.1

FOREIGN PATENT DOCUMENTS

- WO DM/067023 * 7/2005
- WO DM/067469 * 1/2006

OTHER PUBLICATIONS

NEC N630, announced 1st quarter 2005, [online], [retrieved on Oct. 3, 2006]. Retrieved from Internet ,<URL:http://www.gsmarena.com>.*

* cited by examiner

Primary Examiner—Jeffrey Asch

Assistant Examiner—Bridget L. Eland

(74) *Attorney, Agent, or Firm*—Brinks Hofer Gilson & Lione

(57) **CLAIM**

I claim the ornamental design for a handset for cordless telephone, as shown and described.

DESCRIPTION

FIG. 1 is a top perspective view of a handset for cordless telephone of the present invention; FIG. 2 is a front view thereof; FIG. 3 is a top view thereof; FIG. 4 is a first side view thereof; FIG. 5 is a second side view thereof; FIG. 6 is a bottom view thereof; and, FIG. 7 is a rear view thereof.

1 Claim, 3 Drawing Sheets

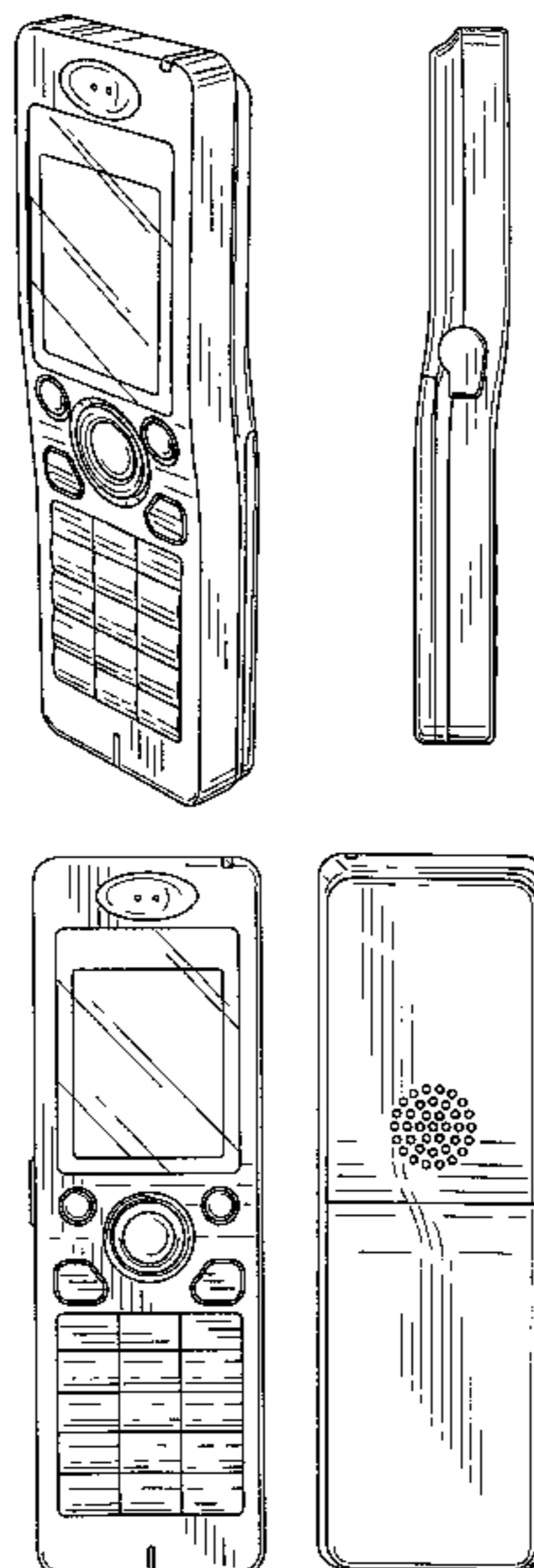


FIG.1




FIG.2

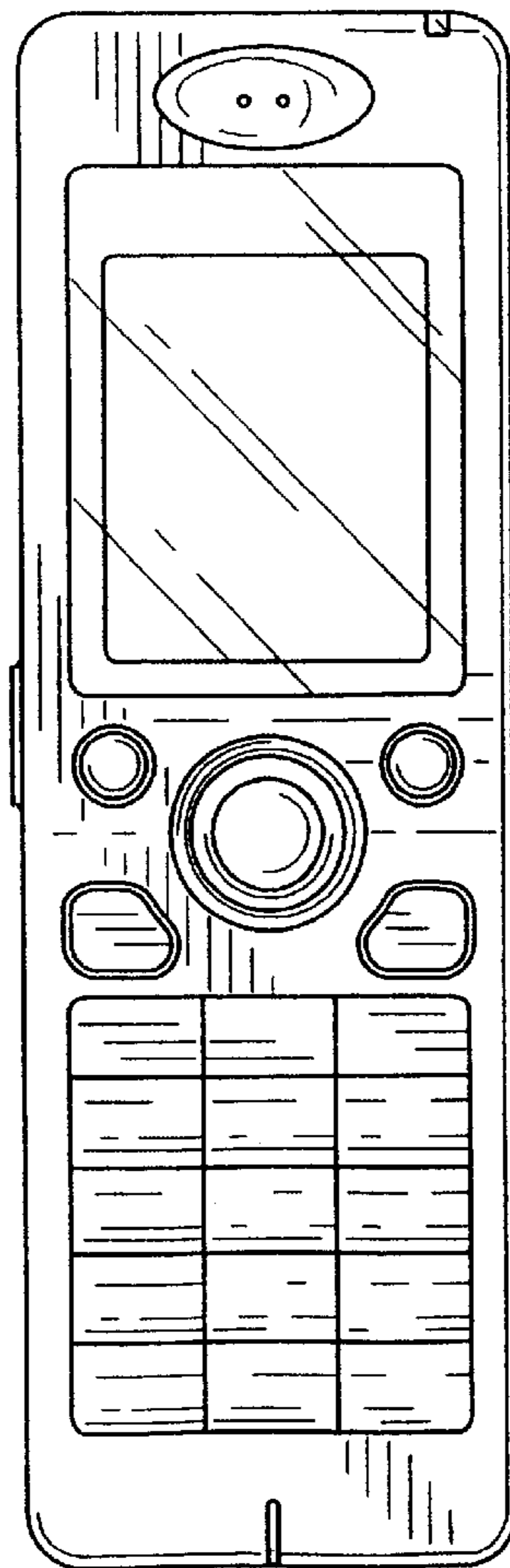


FIG.3

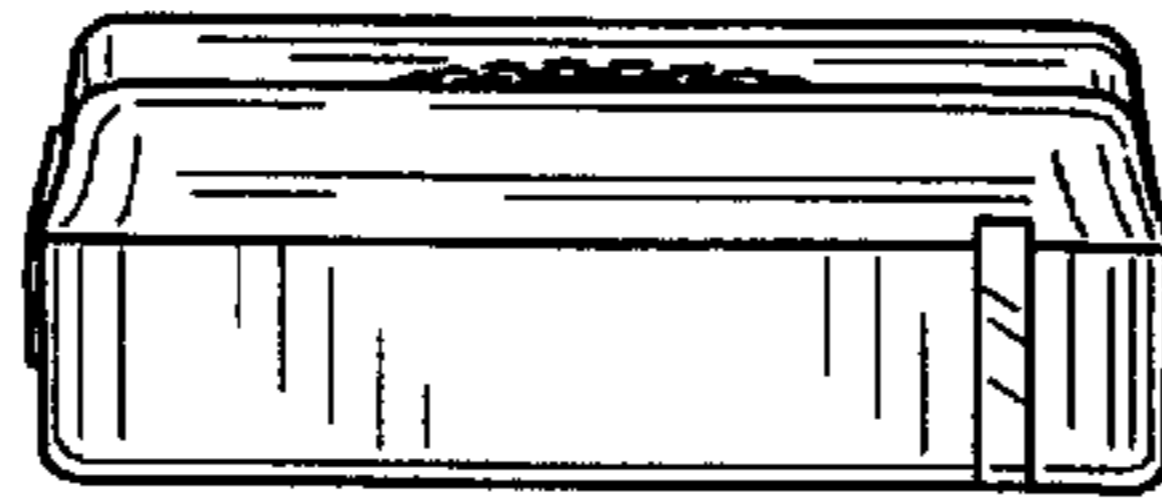


FIG.4

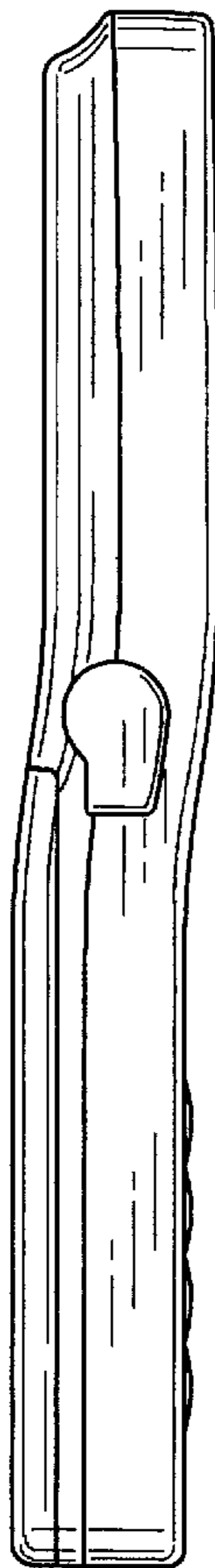


FIG.5



FIG.6

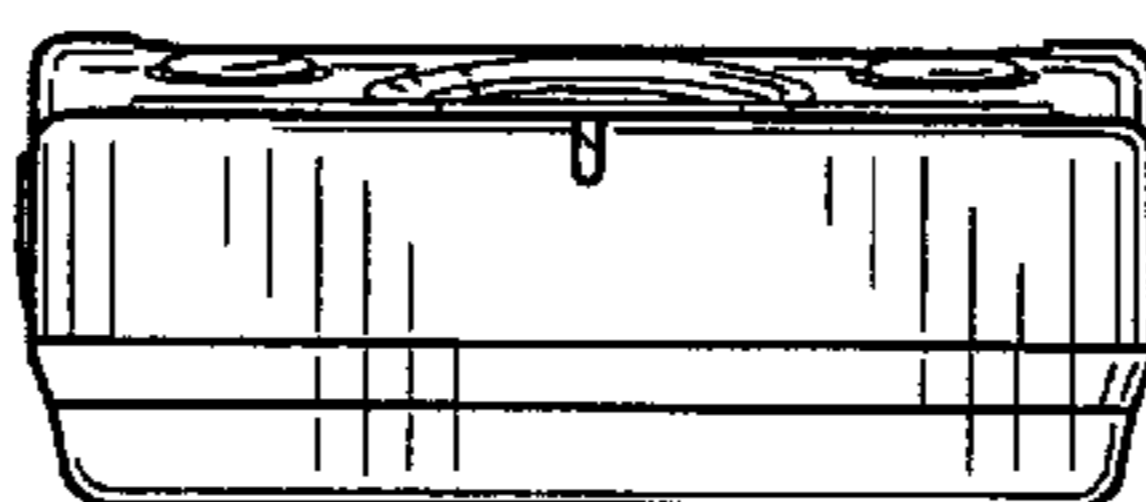


FIG.7

