

US00D541784S

(12) **United States Design Patent**  
**Cho et al.**

(10) **Patent No.:** **US D541,784 S**

(45) **Date of Patent:** **\*\* May 1, 2007**

(54) **CELLULAR PHONE**

(75) Inventors: **Yoo Seok Cho**, Gyeonggi-do (KR);  
**Joung Young Joung**, Gyeonggi-do  
(KR); **Young Joo Cho**, Seoul (KR); **Jae  
Boem Im**, Seoul (KR)

(73) Assignee: **LG Electronics Inc.**, Seoul (KR)

(\*\*) Term: **14 Years**

(21) Appl. No.: **29/259,126**

(22) Filed: **May 3, 2006**

(30) **Foreign Application Priority Data**

Nov. 16, 2005 (KR) ..... 30-2005-0038624

(51) **LOC (8) Cl.** ..... **14-03**

(52) **U.S. Cl.** ..... **D14/138**

(58) **Field of Classification Search** ..... D14/137-138,  
D14/144, 156, 147-148, 247-248, 341-347,  
D14/496; D21/329, 331, 333; 379/433.01-433.13;  
348/14.01, 14.02, 376; 455/556.1, 556.2,  
455/566, 575.1, 575.4, 90.3; D16/208  
See application file for complete search history.

(56) **References Cited**

**U.S. PATENT DOCUMENTS**

D379,810 S \* 6/1997 Giordano et al. .... D14/138

D385,553 S \* 10/1997 Giordano et al. .... D14/138  
D398,304 S \* 9/1998 Murray et al. .... D14/137  
6,282,433 B1 \* 8/2001 Holshouser ..... 455/556.2  
D514,590 S \* 2/2006 Naruki ..... D14/496  
7,092,746 B2 \* 8/2006 Infanti ..... 455/575.1  
D528,561 S \* 9/2006 Ka-Wei et al. .... D14/496  
D529,512 S \* 10/2006 Reawsanguanwong ..... D14/496

\* cited by examiner

*Primary Examiner*—Ian Simmons

*Assistant Examiner*—Carla Jobe Wright

(74) *Attorney, Agent, or Firm*—Birch, Stewart, Kolasch &  
Birch, LLP

(57) **CLAIM**

The ornamental design for a cellular phone, as shown and described.

**DESCRIPTION**

FIG. 1 is a perspective view of a cellular phone showing our new design;  
FIG. 2 is a front elevation view thereof;  
FIG. 3 is a rear elevation view thereof;  
FIG. 4 is a left-side elevation view thereof;  
FIG. 5 is a right-side elevation view thereof;  
FIG. 6 is a top plan view thereof; and,  
FIG. 7 is a bottom plan view thereof.

**1 Claim, 4 Drawing Sheets**

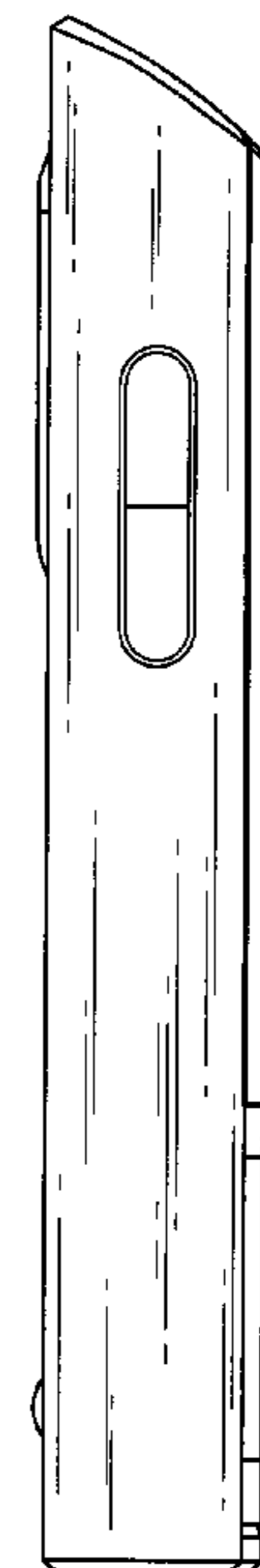
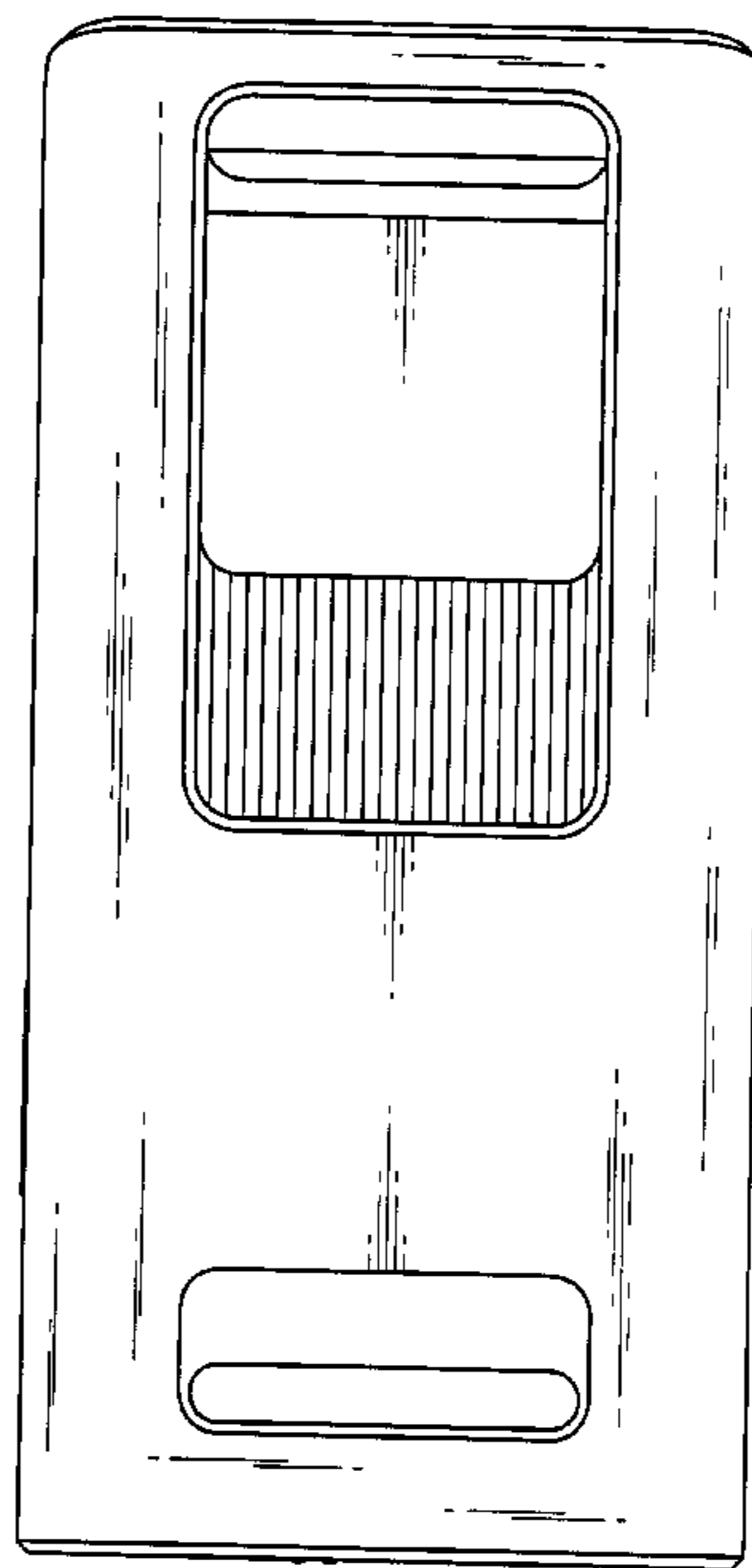
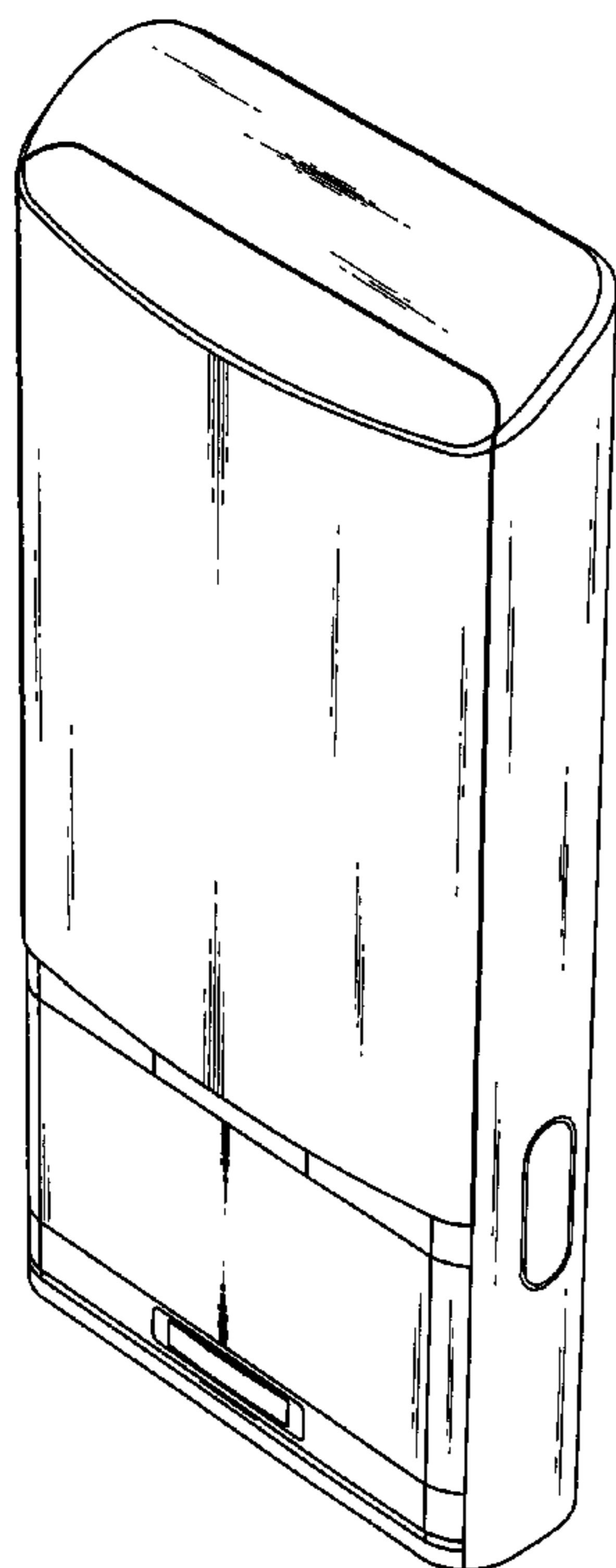


FIG. 1



FIG. 2

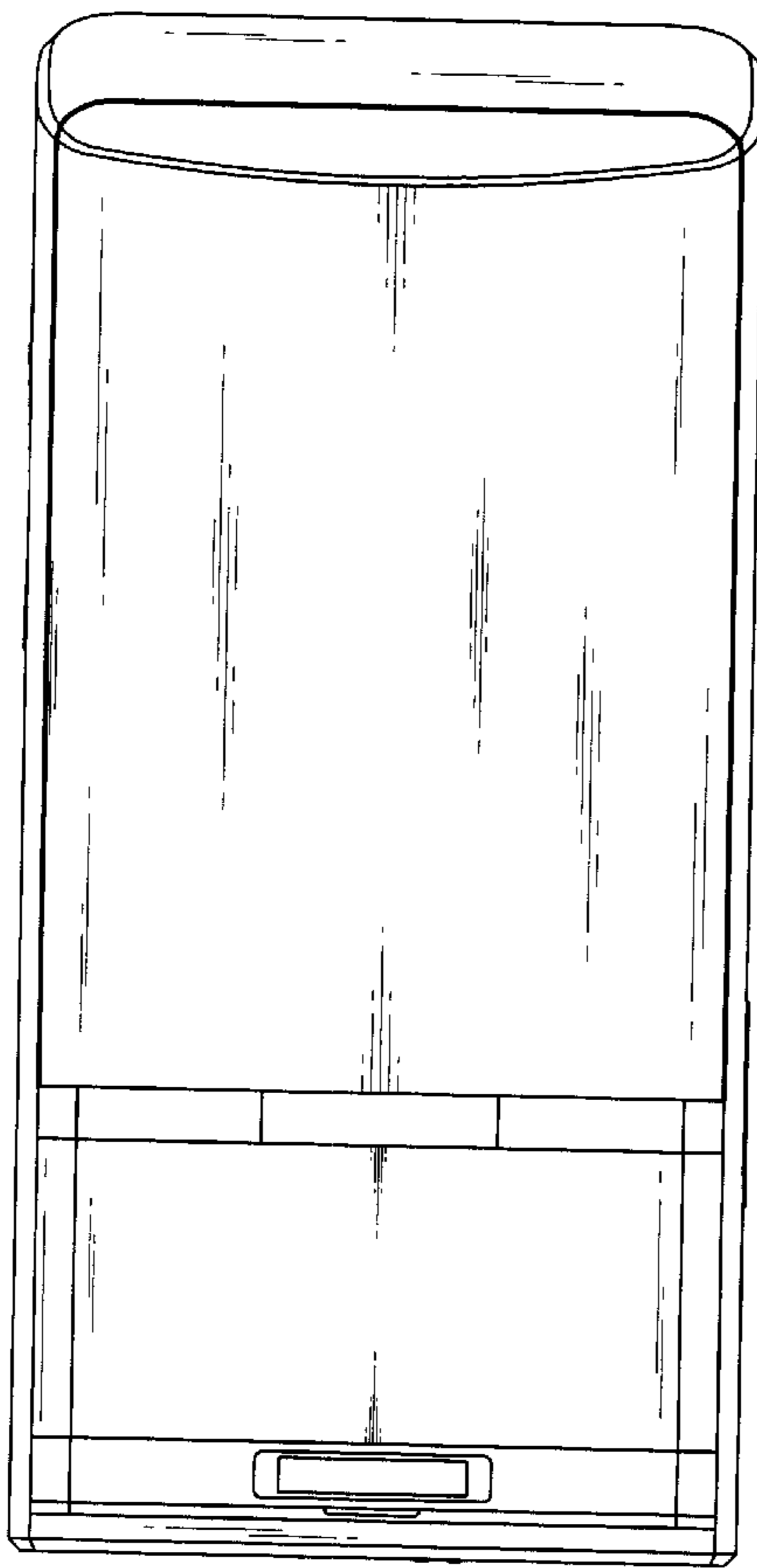


FIG. 3

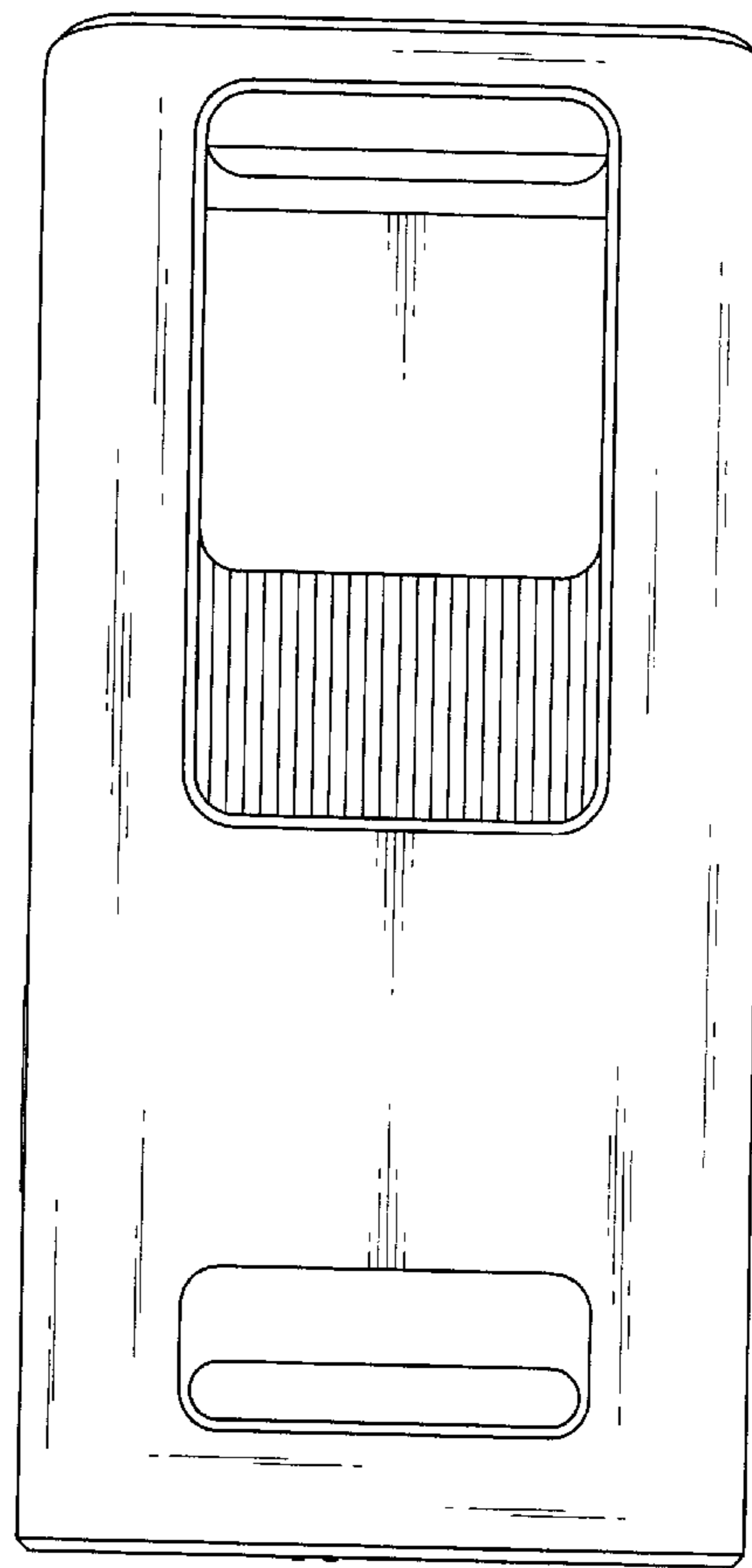


FIG. 4

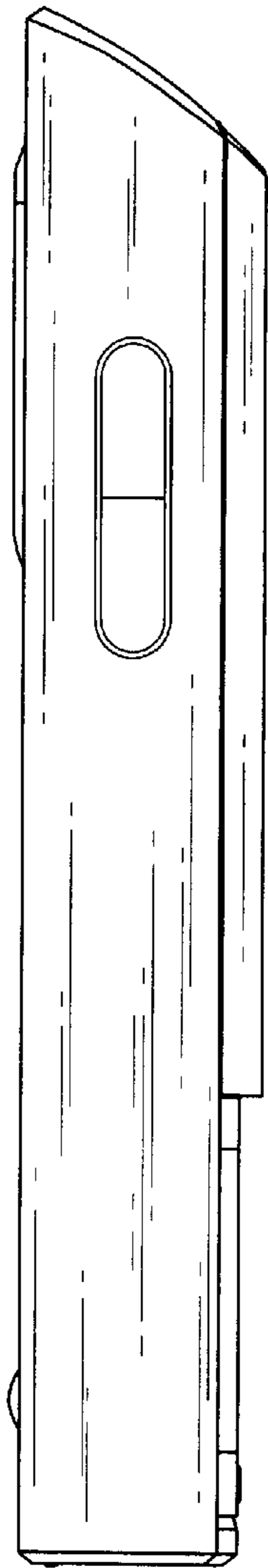


FIG. 5




FIG. 6




FIG. 7

