

US00D541782S

(12) **United States Design Patent**
Kim et al.

(10) **Patent No.:** **US D541,782 S**

(45) **Date of Patent:** **** May 1, 2007**

(54) **MOBILE PHONE**

(75) Inventors: **Young-Sae Kim**, Los Altos, CA (US);
Chi-Young Ahn, Seoul (KR);
Young-Ju Yeo, Seoul (KR);
Chang-Hwan Hwang, Goyang-si (KR)

(73) Assignee: **Samsung Electronics Co., Ltd.**,
Suwon-Si (KR)

(**) Term: **14 Years**

(21) Appl. No.: **29/243,676**

(22) Filed: **Nov. 30, 2005**

(30) **Foreign Application Priority Data**

Jun. 20, 2005 (KR) 30-2005-0020559

(51) **LOC (8) Cl.** **14-03**

(52) **U.S. Cl.** **D14/138**

(58) **Field of Classification Search** D14/341-347,
D14/138, 137, 147, 345, 218; 455/575.1,
455/575.3, 575.4, 90.3, 556.1, 556.2; 379/433.01-433.13;
361/814; 348/14.02

See application file for complete search history.

(56) **References Cited**

U.S. PATENT DOCUMENTS

D463,424 S	*	9/2002	Ausems	D14/343
D515,544 S	*	2/2006	Kim et al.	D14/138
D519,116 S	*	4/2006	Tanaka et al.	D14/341
D525,609 S	*	7/2006	Kim et al.	D14/138
D525,959 S	*	8/2006	Kim et al.	D14/138
D526,303 S	*	8/2006	Kim et al.	D14/138
D531,609 S	*	11/2006	Kim et al.	D14/138
2004/0192398 A1	*	9/2004	Zhu	455/566
2005/0164751 A1	*	7/2005	Nishihara	455/575.1

2005/0255897 A1	*	11/2005	Lee et al.	455/575.4
2005/0266897 A1	*	12/2005	Ahn et al.	455/575.1
2005/0266898 A1	*	12/2005	Ahn et al.	455/575.1
2006/0128449 A1	*	6/2006	Park	455/575.4
2006/0223596 A1	*	10/2006	Hur	455/575.4

OTHER PUBLICATIONS

Samsung Z130, announced 1st quarter 2005, [online], [retrieved on Nov. 9, 2006]. Retrieved from Internet ,<URL: http://www.gsmarena.com>.*

Siemens CX75, announced 1st quarter 2005, [online], [retrieved on Nov. 9, 2006]. Retrieved from Internet ,<URL: http://www.gsmarena.com>.*

* cited by examiner

Primary Examiner—Jeffrey Asch

Assistant Examiner—Bridget L. Eland

(74) *Attorney, Agent, or Firm*—Staas & Halsey LLP

(57) **CLAIM**

The ornamental design for the mobile phone, as shown and described.

DESCRIPTION

FIG. 1 is a perspective view of the mobile phone showing our design;

FIG. 2 is a front view thereof;

FIG. 3 is a rear view thereof;

FIG. 4 is a left side view thereof;

FIG. 5 is a right side view thereof;

FIG. 6 is a top plan view thereof;

FIG. 7 is a bottom plan view thereof; and,

FIG. 8 is a perspective, showing the movable panels in an alternate position.

1 Claim, 3 Drawing Sheets

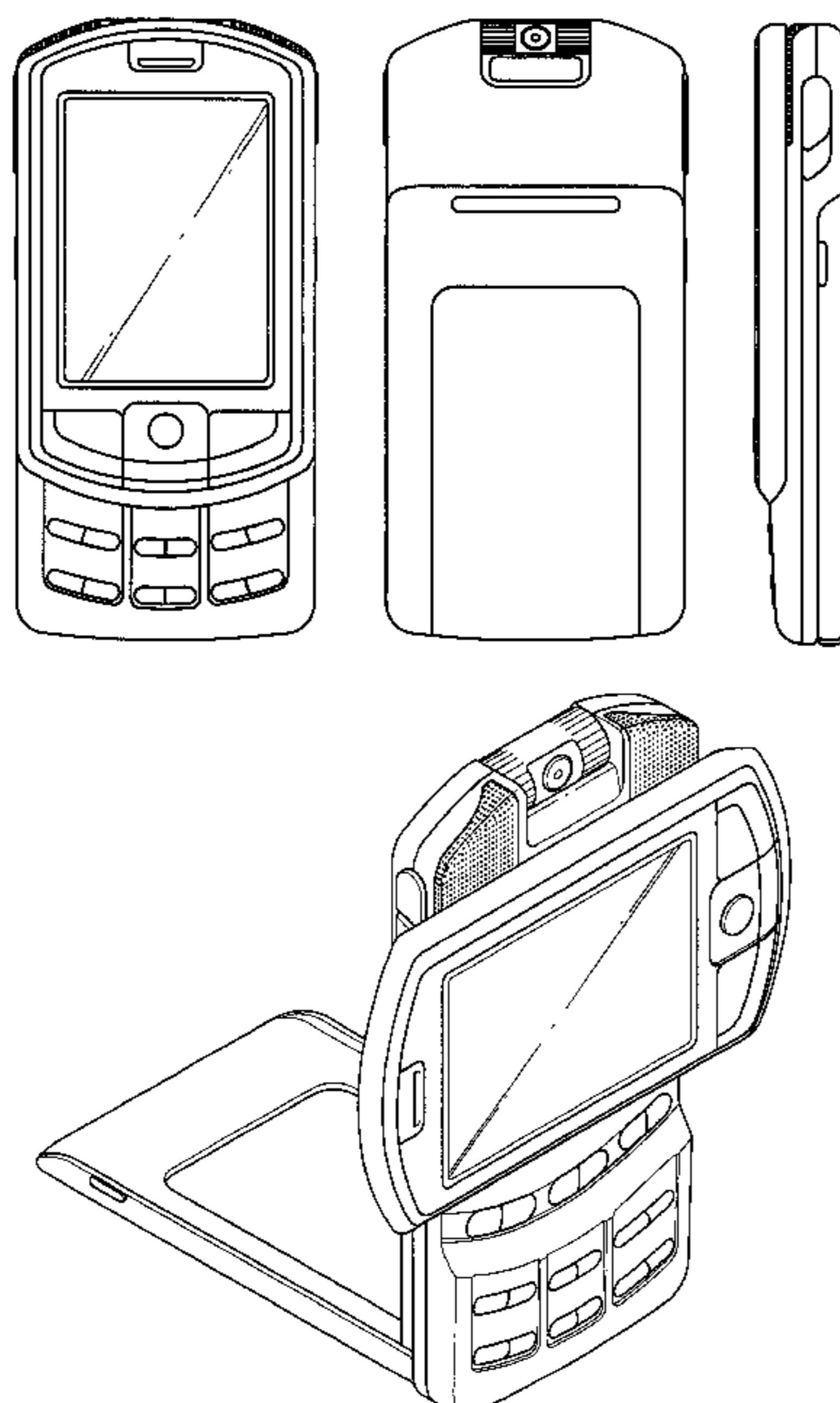


FIG. 1

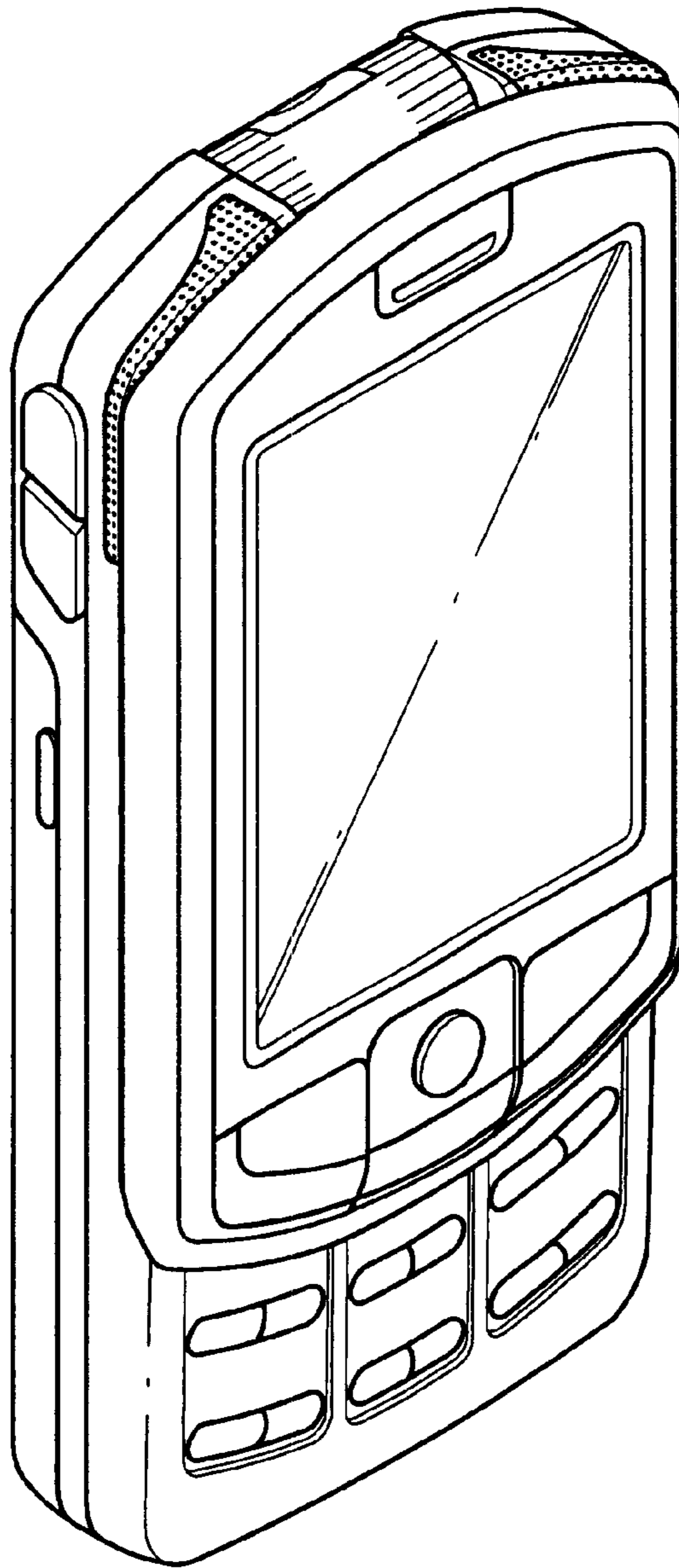


FIG.2

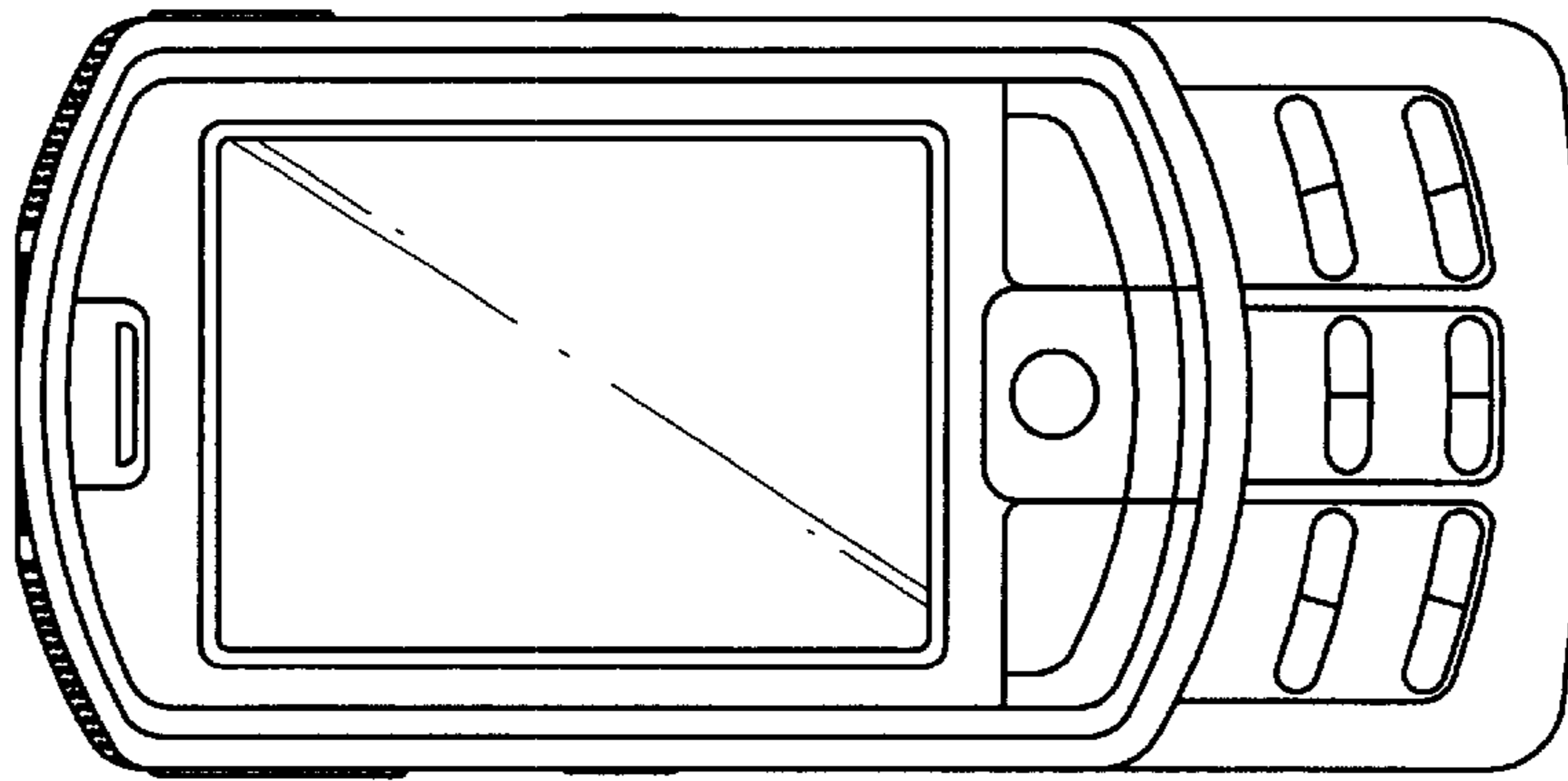


FIG.3




FIG.4




FIG.5




FIG. 6




FIG. 7

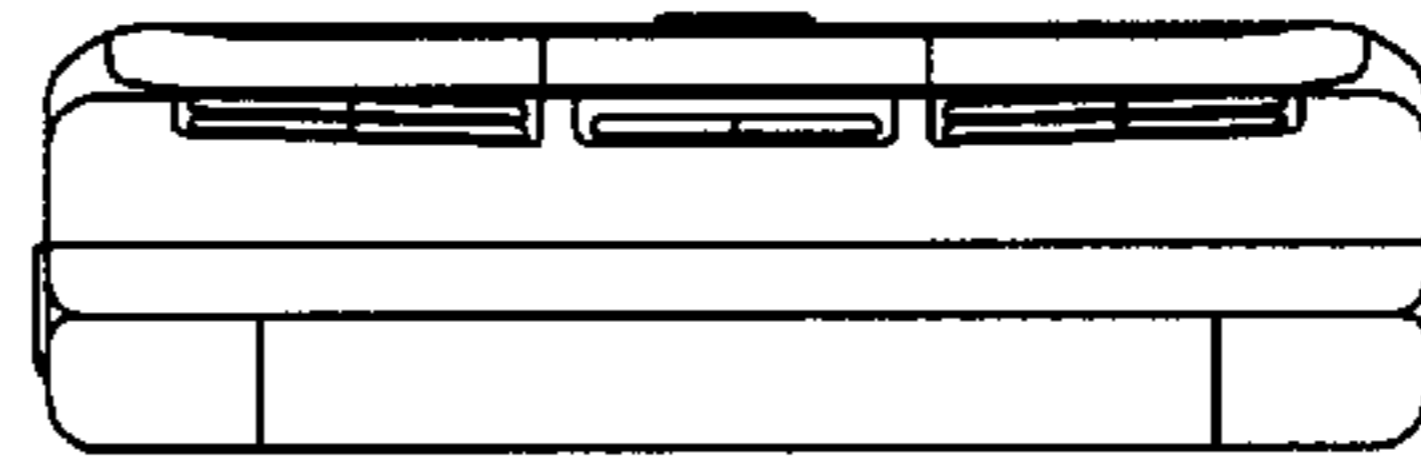


FIG. 8

