

US00D541753S

(12) **United States Design Patent** (10) **Patent No.:** **US D541,753 S**
Gerard et al. (45) **Date of Patent:** **** May 1, 2007**

(54) **SWITCH UNIT**

(75) Inventors: **Jason Gerard**, Bowden (AU); **Marc Anthony Fraser**, Blackburn (AU)

(73) Assignee: **Clipsal Australia Pty Ltd**, Bowden, South Australia (AU)

(**) Term: **14 Years**

(21) Appl. No.: **29/212,817**

(22) Filed: **Sep. 8, 2004**

(30) **Foreign Application Priority Data**

Mar. 9, 2004 (AU) 899/2004

(51) **LOC (8) Cl.** **13-03**

(52) **U.S. Cl.** **D13/158**

(58) **Field of Classification Search** D13/158,
D13/162, 164, 177; D8/353; 200/293-297,
200/329; 174/66; 315/291-296

See application file for complete search history.

(56) **References Cited**

U.S. PATENT DOCUMENTS

- D254,849 S * 4/1980 Matsuda D13/171
- D311,678 S * 10/1990 Graef et al. D8/353
- 5,180,886 A * 1/1993 Dierenbach et al. 174/66
- D336,744 S * 6/1993 Kahn et al. D13/171

- D342,523 S * 12/1993 Morgan et al. D14/250
- D378,814 S * 4/1997 Adams et al. D13/164
- D392,256 S * 3/1998 Saint-Cyr et al. D13/158
- D412,155 S * 7/1999 Gatchell et al. D13/164
- D503,156 S * 3/2005 Provenzano D13/156
- D516,040 S * 2/2006 Moye D13/162
- 7,075,009 B1 * 7/2006 Rohmer 174/66
- 2002/0135476 A1 * 9/2002 McKinney et al. 340/540

* cited by examiner

Primary Examiner—Selina Sikder

(74) *Attorney, Agent, or Firm*—Klauber & Jackson LLC

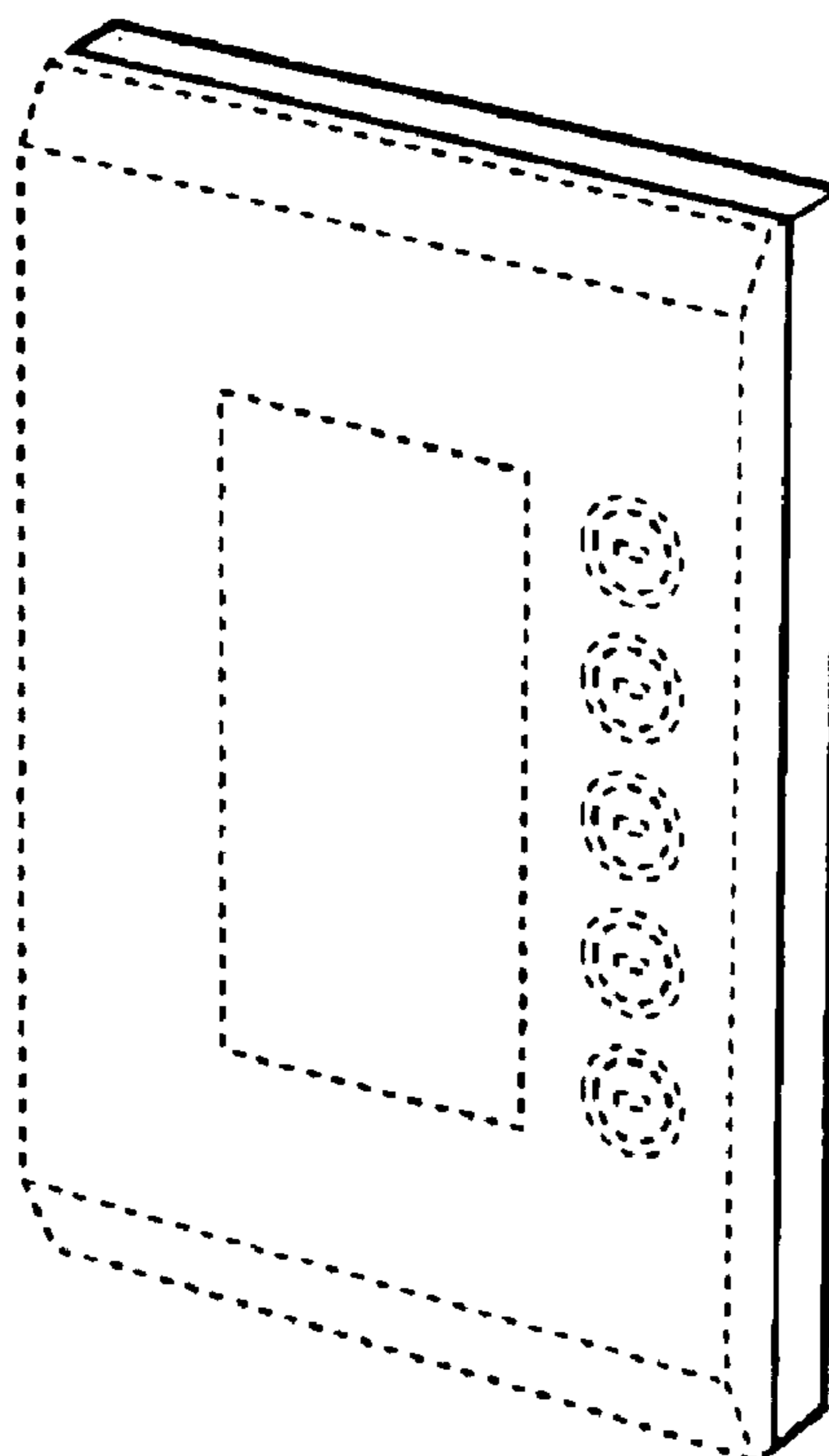
(57) **CLAIM**

The ornamental design for switch unit, as shown and described.

DESCRIPTION

FIG. 1 is a front elevational left hand perspective view showing the switch unit of our new design;
 FIG. 2 is a front view thereof;
 FIG. 3 is a left side view thereof, the right side view being the mirror image thereof;
 FIG. 4 is a rear view thereof; and,
 FIG. 5 is a rear perspective view thereof.
 The aspects of the design shown in dotted lines do not form a part of the claimed design.

1 Claim, 1 Drawing Sheet



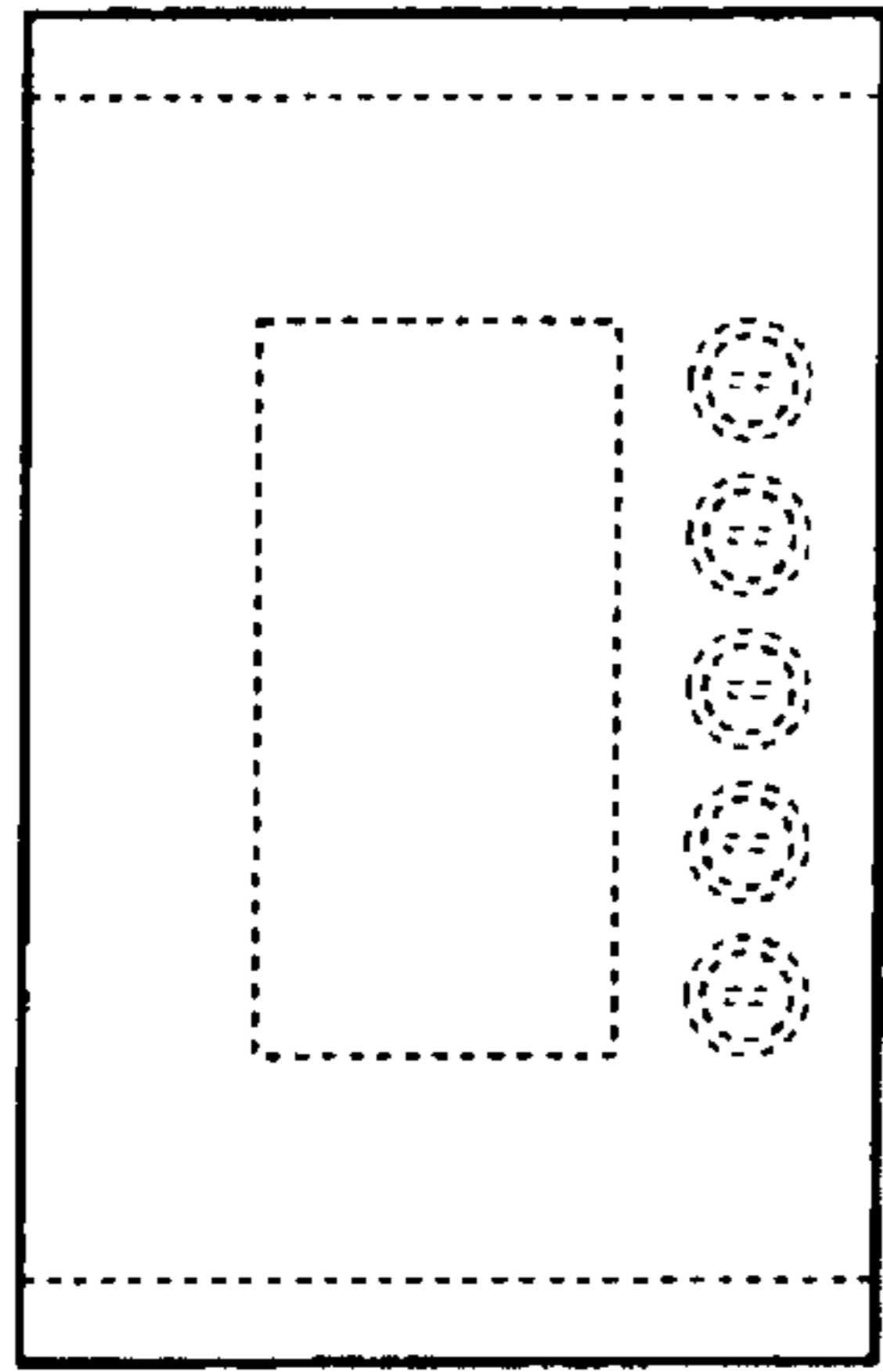


Fig 2




Fig 3

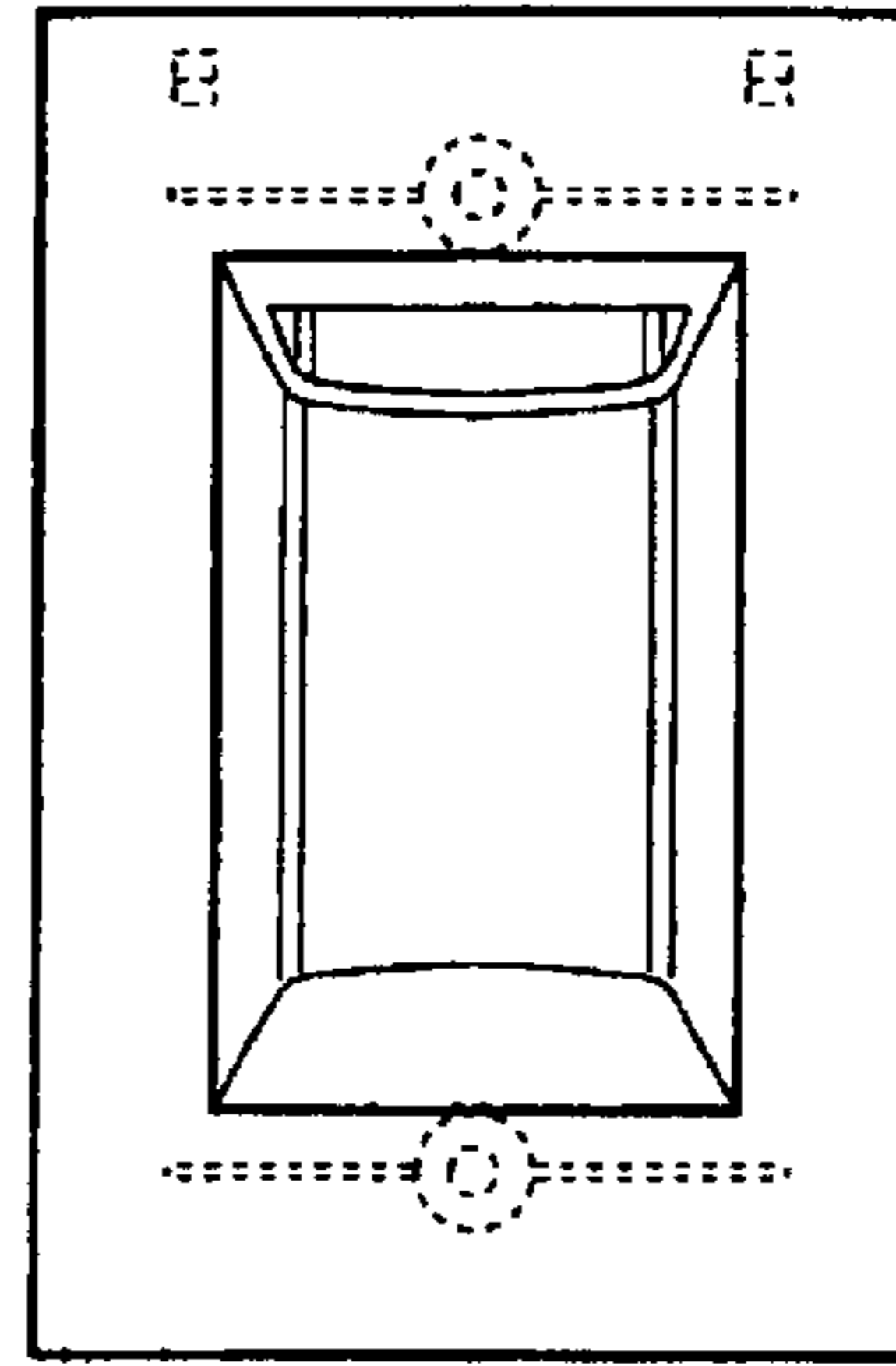


Fig 4

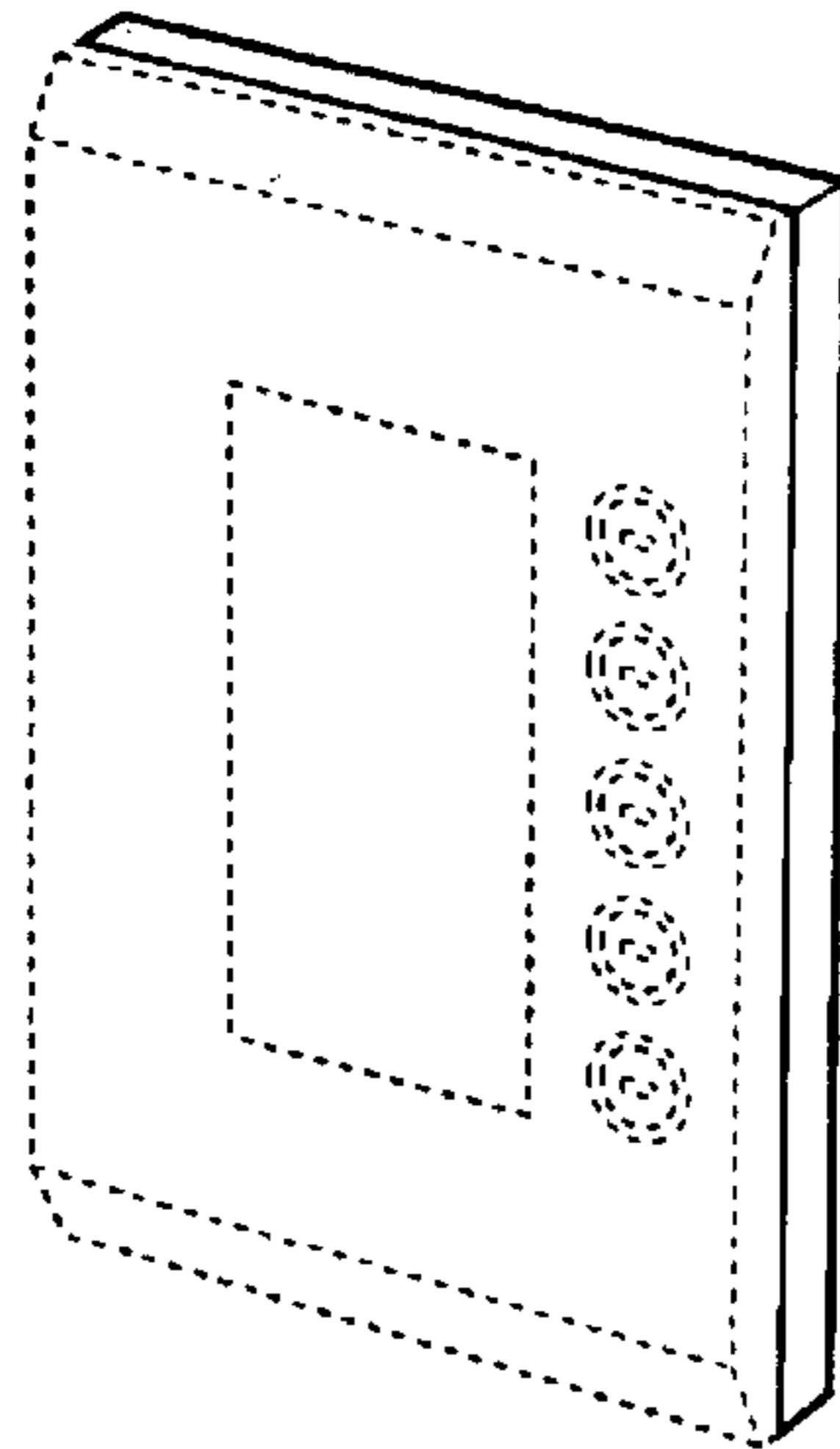


Fig 1




Fig 5