

US00D541734S

(12) **United States Design Patent**  
**Yoshiya**

(10) **Patent No.:** **US D541,734 S**

(45) **Date of Patent:** **\*\* May 1, 2007**

(54) **TREAD PORTION OF AN AUTOMOBILE TIRE**

D445,733 S \* 7/2001 Guspodin et al. .... D12/603  
D462,652 S \* 9/2002 Lopez ..... D12/588  
D529,862 S \* 10/2006 Miller et al. .... D12/574

(75) Inventor: **Miki Yoshiya**, Chuo-ku (JP)

\* cited by examiner

(73) Assignee: **Bridgestone Corporation**, Tokyo (JP)

*Primary Examiner*—Robert M. Spear

(\*\*) Term: **14 Years**

(74) *Attorney, Agent, or Firm*—Sughrue Mion, PLLC

(21) Appl. No.: **29/254,691**

(57) **CLAIM**

(22) Filed: **Feb. 28, 2006**

The ornamental design for a tread portion of an automobile tire, as shown and described.

(30) **Foreign Application Priority Data**

**DESCRIPTION**

Aug. 31, 2005 (JP) ..... 2005-025163

(51) **LOC (8) Cl.** ..... **12-15**

(52) **U.S. Cl.** ..... **D12/549; D12/539**

(58) **Field of Classification Search** ..... D12/515,  
D12/517, 518, 539, 547, 548, 549, 550, 561,  
D12/567, 582, 583, 584, 585, 588, 597, 603,  
D12/900; 152/209.1, 209.8, 209.18, 209.25,  
152/209.28

FIG. 1 is a perspective view of a tread portion of an automobile tire, it being understood that the tread pattern repeats uniformly throughout the circumference of the tire. FIG. 2 is a front elevation view thereof. A top plan view and a bottom plan view are identical with the front elevation view.

See application file for complete search history.

FIG. 3 is a rear elevation view thereof.

(56) **References Cited**

**U.S. PATENT DOCUMENTS**

D304,434 S \* 11/1989 Schuller ..... D12/561  
5,795,415 A \* 8/1998 Campana et al. .... 152/209.18  
6,203,640 B1 \* 3/2001 Campana et al. .... 156/110.1

FIG. 4 is a right side elevation view thereof.

FIG. 5 is a left side elevation view thereof.

FIG. 6 is an enlarged fragmentary front view thereof; and, FIG. 7 is an enlarged cross-sectional view thereof taken along line 7—7 in FIG. 6.

The portion of the article shown in broken lines is for illustrative purpose only and forms no part of the claimed design.

**1 Claim, 7 Drawing Sheets**




FIG. 1

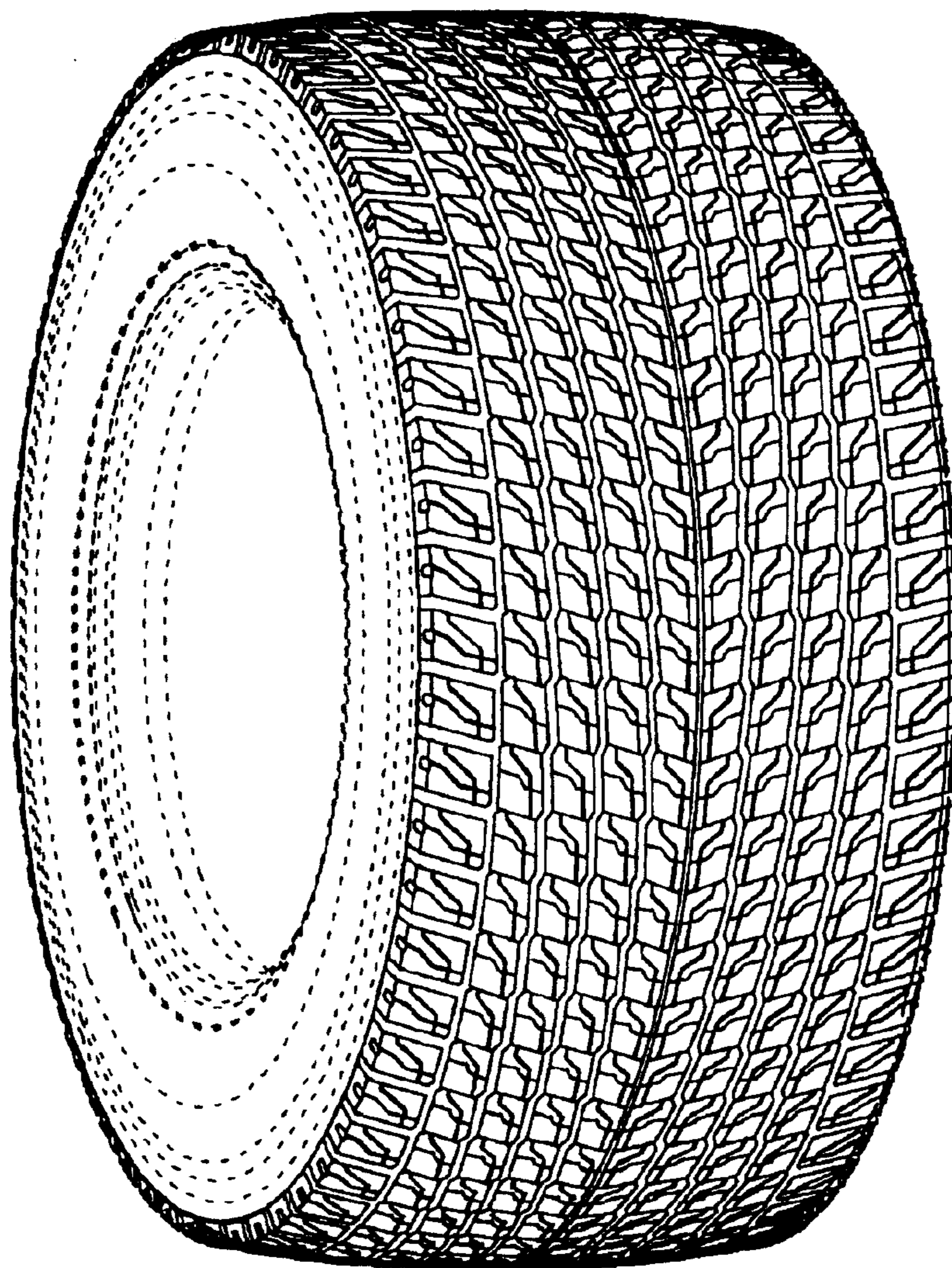


FIG. 2




FIG. 3




FIG. 4

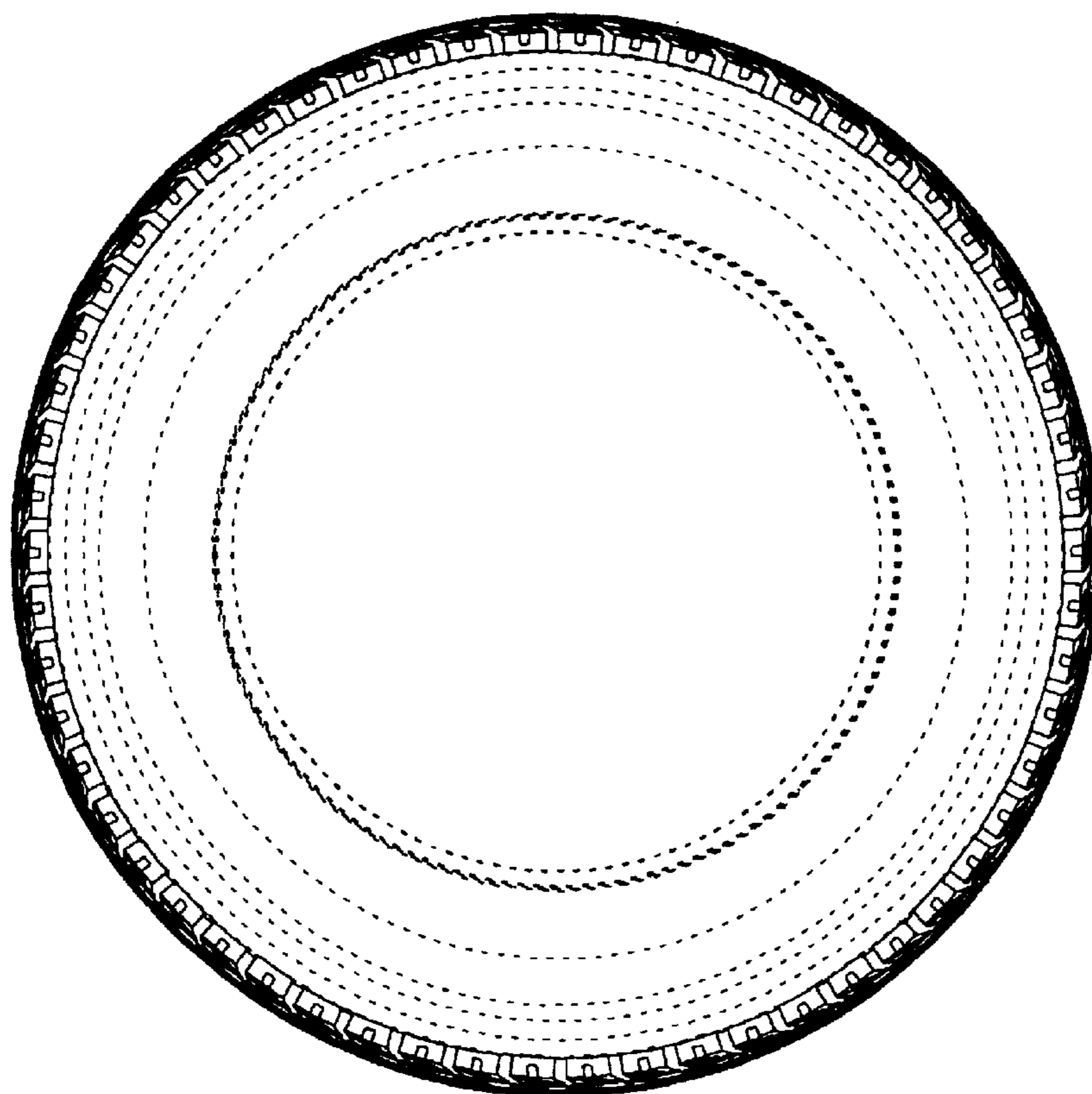


FIG. 5

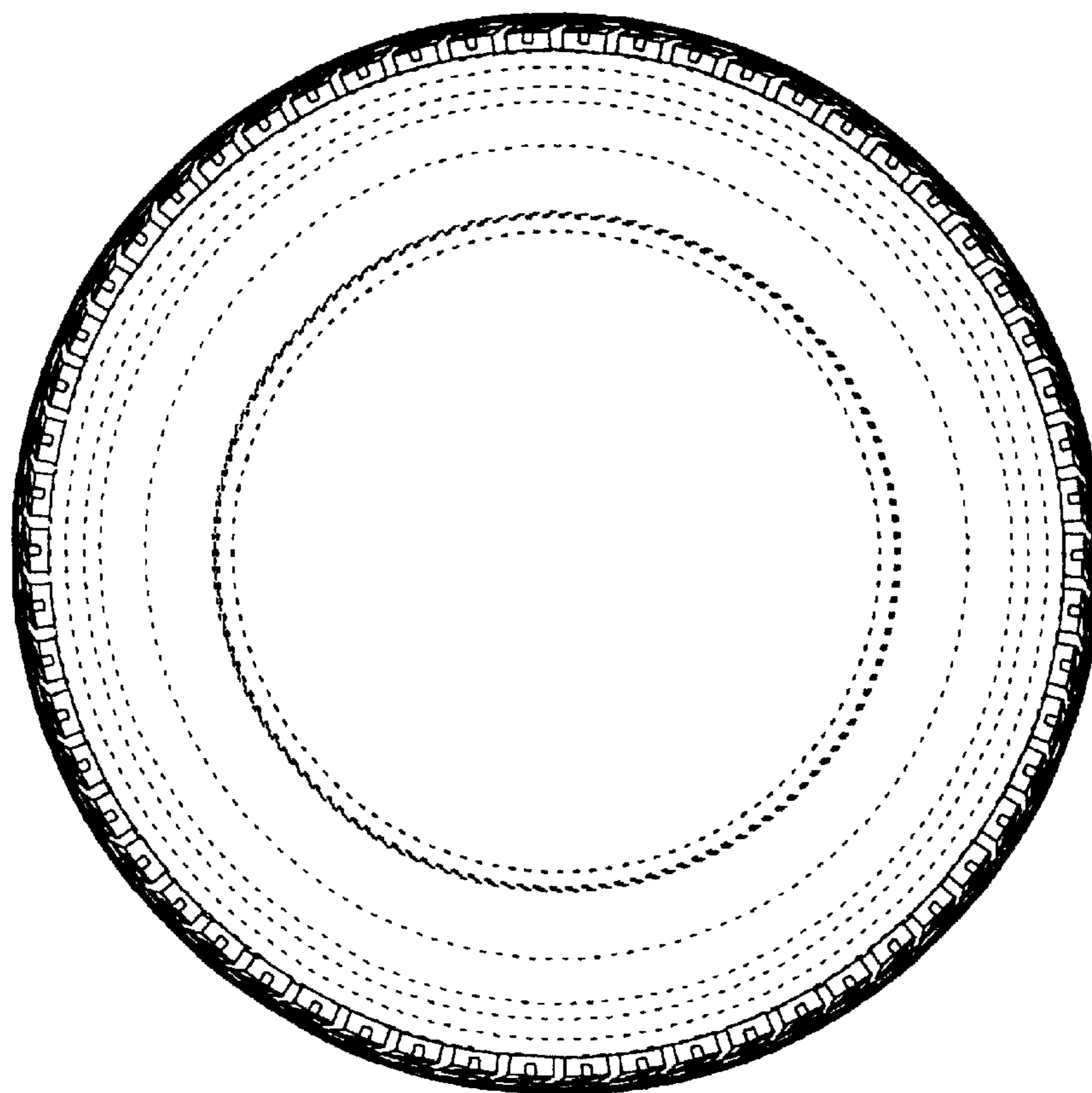


FIG. 6

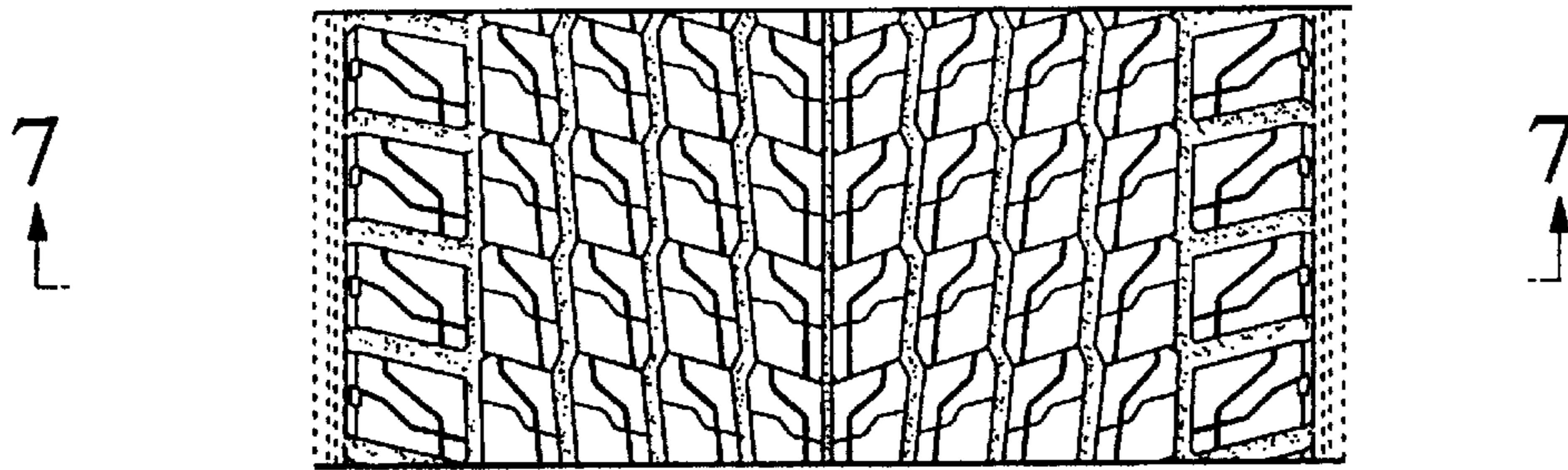


FIG. 7

