

US00D541726S

(12) **United States Design Patent**  
**Musser**

(10) **Patent No.:** **US D541,726 S**

(45) **Date of Patent:** **\*\* May 1, 2007**

(54) **VEHICLE WHEEL**

(75) Inventor: **Scott Musser**, Chino Hills, CA (US)

(73) Assignee: **Prestige Autotech Corporation**, Chino, CA (US)

(\*\*) Term: **14 Years**

(21) Appl. No.: **29/268,057**

(22) Filed: **Oct. 27, 2006**

(51) **LOC (8) Cl.** ..... **12-16**

(52) **U.S. Cl.** ..... **D12/211**

(58) **Field of Classification Search** ..... D12/204-213;  
301/37.101, 64.101, 65

See application file for complete search history.

(56) **References Cited**

**U.S. PATENT DOCUMENTS**

- D258,503 S \* 3/1981 Semple ..... D12/211
- D392,611 S \* 3/1998 Echazabal et al. .... D12/211
- D437,821 S \* 2/2001 Frohlich ..... D12/211
- D451,463 S \* 12/2001 Murkett et al. .... D12/209

- D459,688 S \* 7/2002 Wiesinger ..... D12/211
- D495,289 S \* 8/2004 Kataoka ..... D12/211
- D499,371 S \* 12/2004 Koch ..... D12/211
- D513,222 S \* 12/2005 Pohanka ..... D12/211
- D515,003 S \* 2/2006 Echazabal ..... D12/211

\* cited by examiner

*Primary Examiner*—Stacia Cadmus

(74) *Attorney, Agent, or Firm*—Fulwider Patton LLP

(57) **CLAIM**

The ornamental design for a “vehicle wheel,” as shown and described.

**DESCRIPTION**

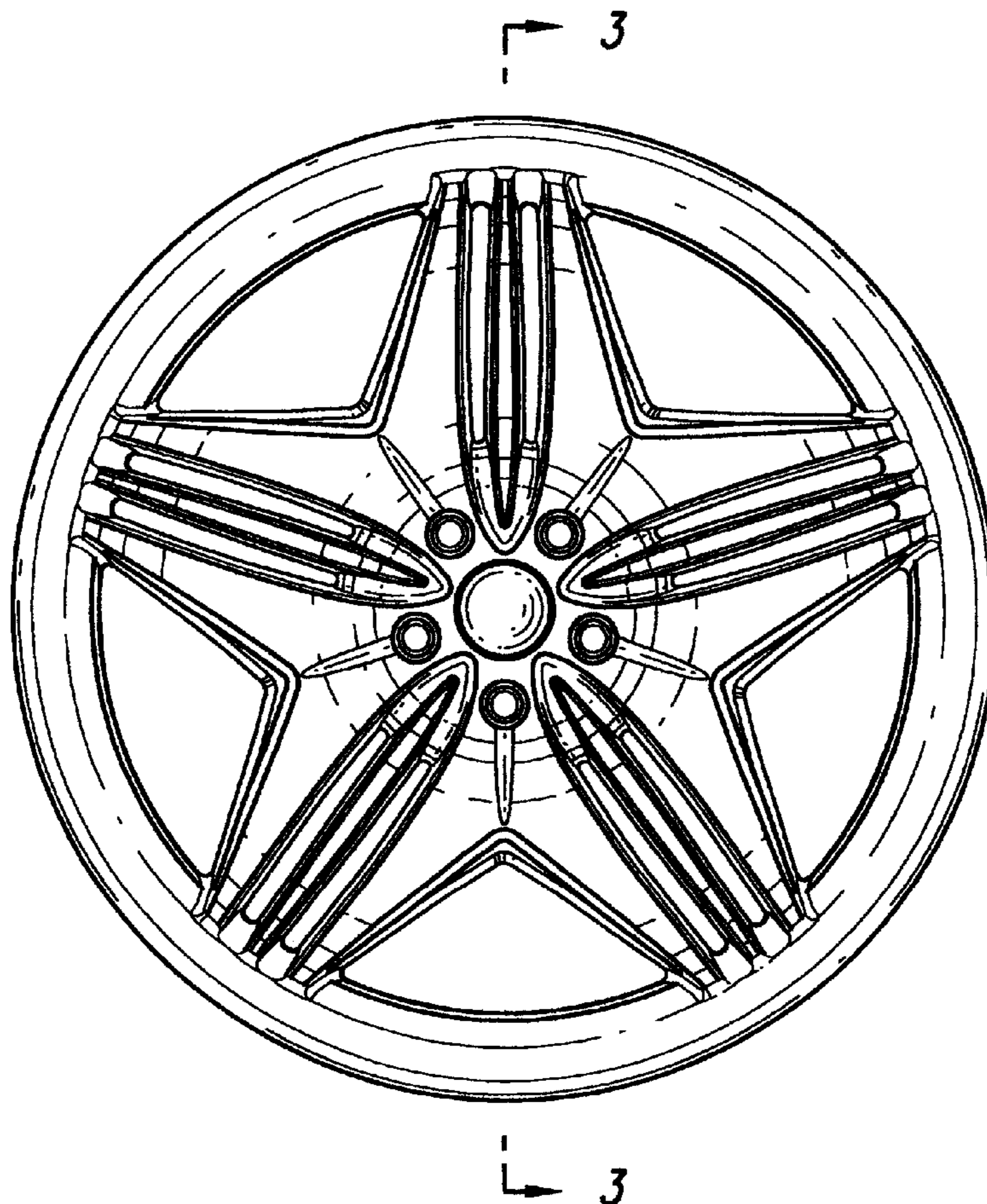
FIG. 1 is a perspective view of the vehicle wheel showing my new design;

FIG. 2 is a front elevational view thereof; and,

FIG. 3 is a cross-sectional view taken along the lines of 3—3 of FIG. 2.

The broken line showing the environment is for illustrative purposes only and forms no part of the claimed design.

**1 Claim, 3 Drawing Sheets**



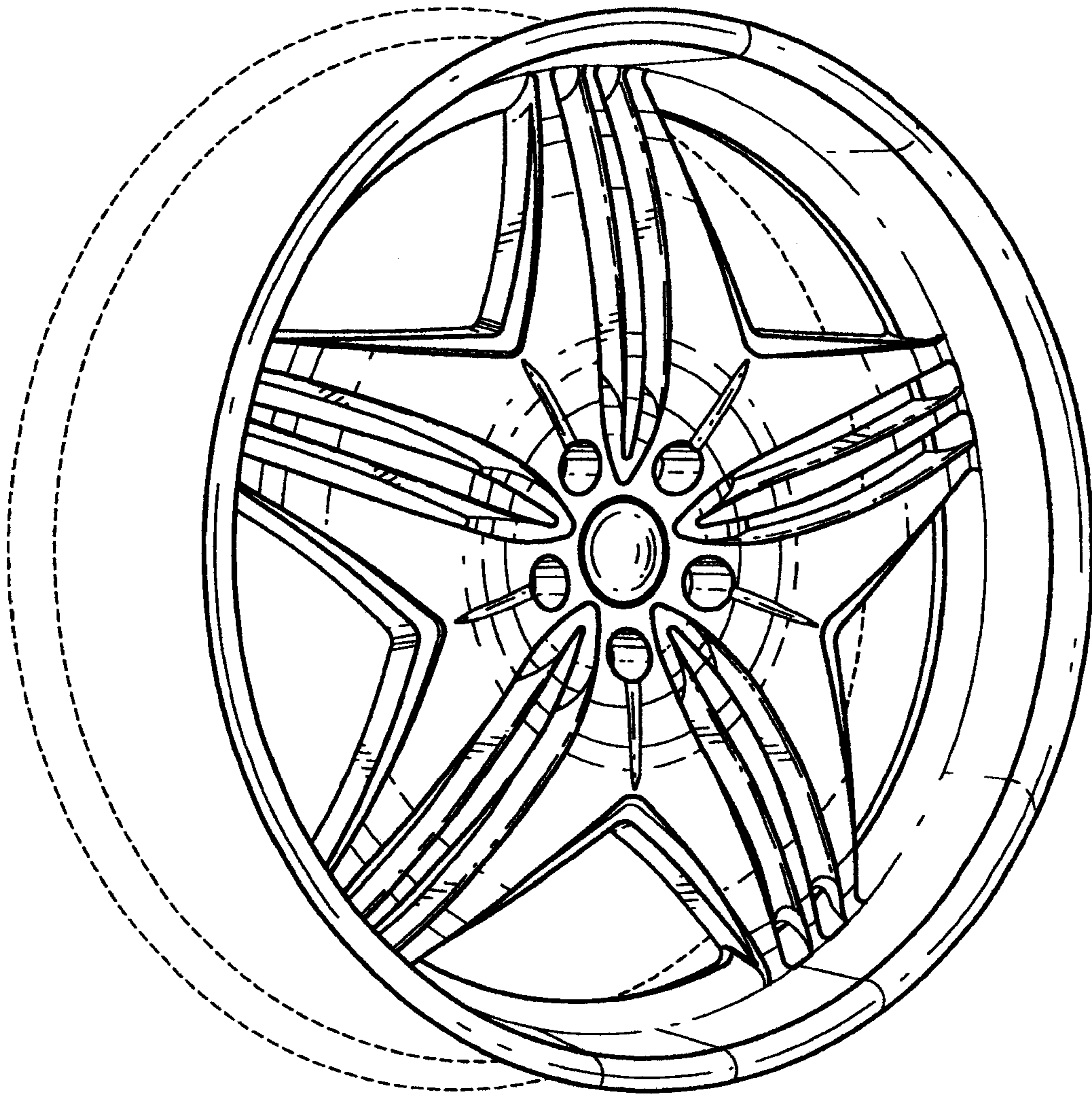


FIG. 1

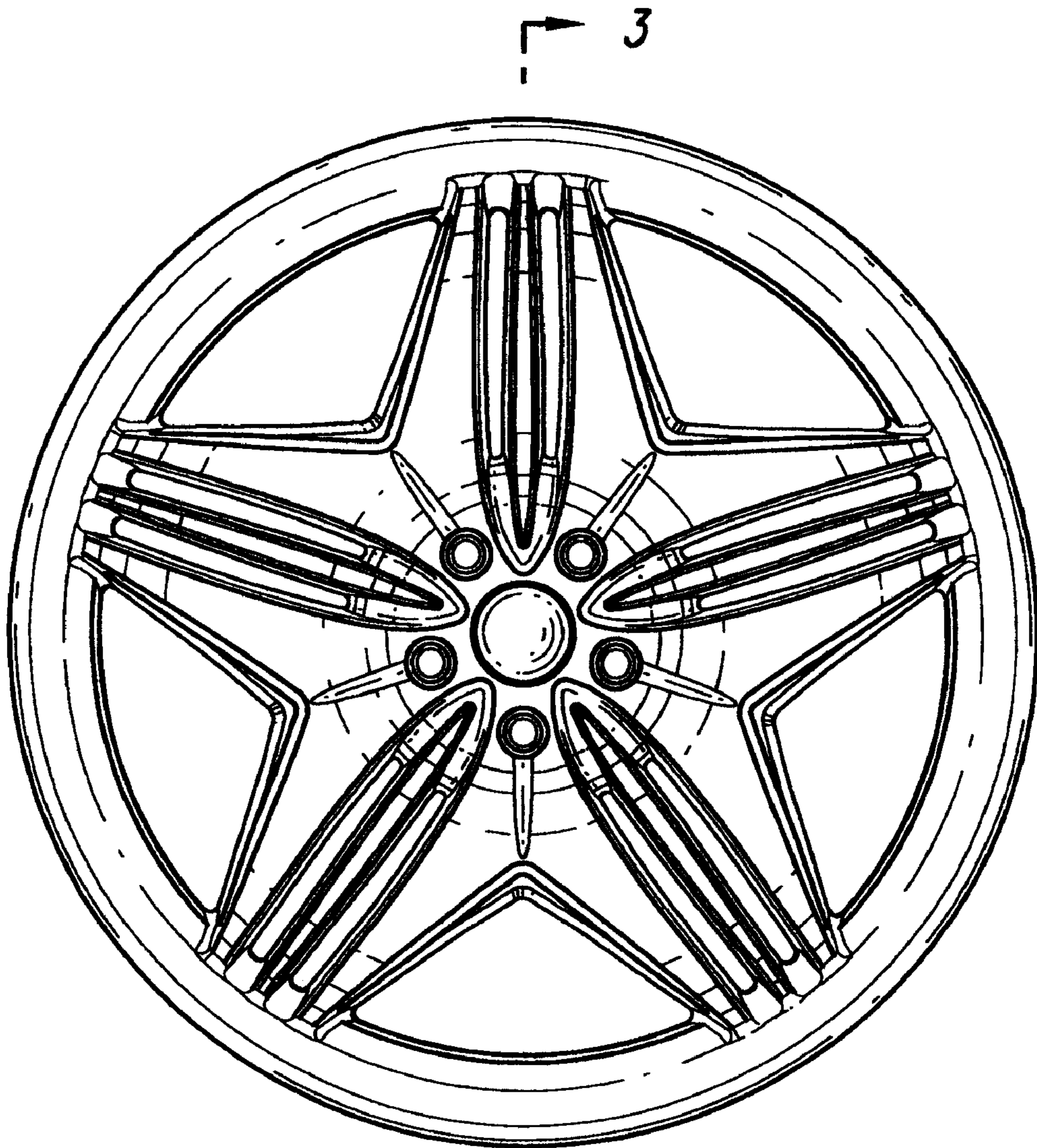


FIG. 2

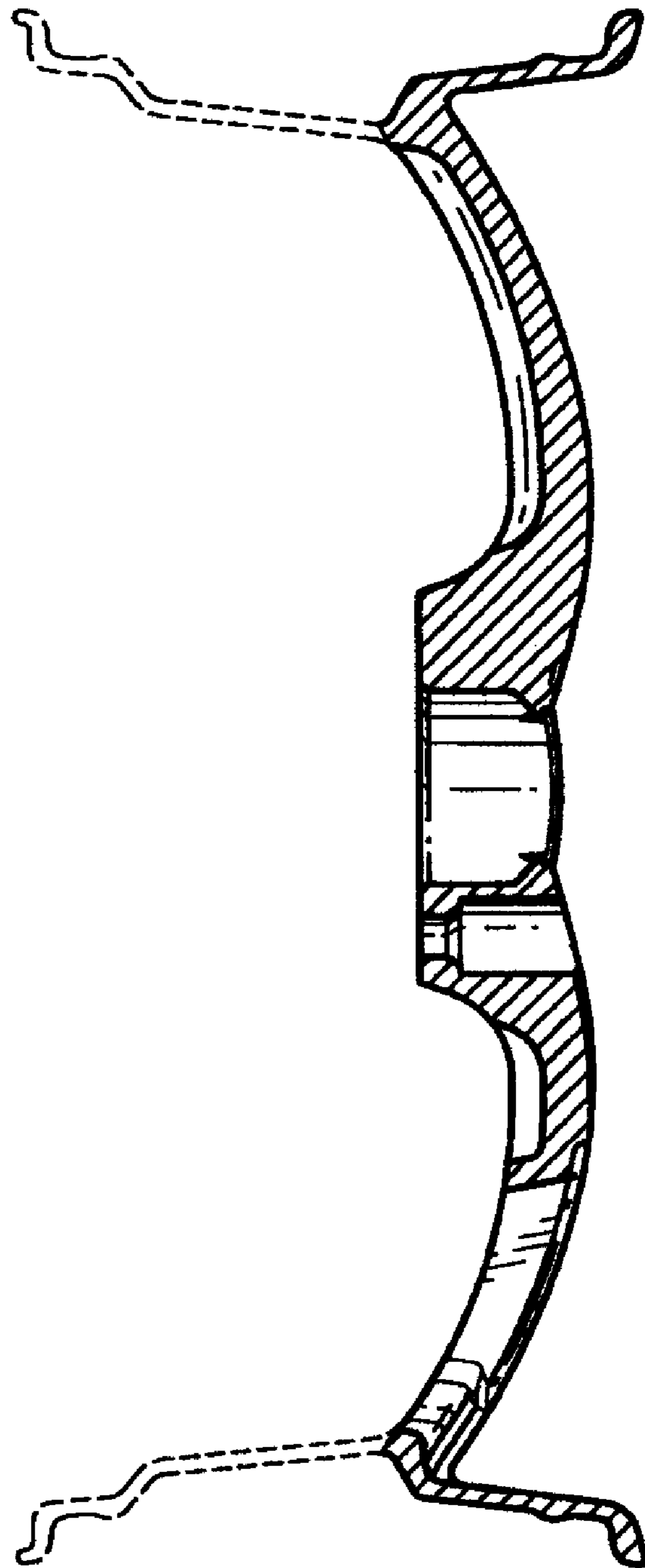


FIG. 3