



US00D541723S

(12) **United States Design Patent**
Musser

(10) **Patent No.:** **US D541,723 S**

(45) **Date of Patent:** **** May 1, 2007**

(54) **VEHICLE WHEEL**

(75) Inventor: **Scott Musser**, Chino Hills, CA (US)

(73) Assignee: **Prestige Autotech Corporation**, Chino, CA (US)

(**) Term: **14 Years**

(21) Appl. No.: **29/268,059**

(22) Filed: **Oct. 27, 2006**

(51) **LOC (8) Cl.** **12-16**

(52) **U.S. Cl.** **D12/209**

(58) **Field of Classification Search** D12/204–213;
301/37.101, 64.101, 65

See application file for complete search history.

(56) **References Cited**

U.S. PATENT DOCUMENTS

D449,810 S	*	10/2001	Hussaini et al.	D12/209
D464,308 S	*	10/2002	Chung	D12/209
D478,305 S	*	8/2003	Kern	D12/209
D496,320 S	*	9/2004	Cheng	D12/211

D497,583 S	*	10/2004	Walbey, Jr.	D12/209
D497,867 S	*	11/2004	Walbey, Jr.	D12/209
D499,685 S	*	12/2004	Schaefer	D12/211
D501,173 S	*	1/2005	Walbey, Jr.	D12/209
D516,985 S	*	3/2006	Loocho	D12/209
D528,955 S	*	9/2006	Kim	D12/209

* cited by examiner

Primary Examiner—Stacia Cadmus

(74) *Attorney, Agent, or Firm*—Fulwider Patton LLP

(57) **CLAIM**

The ornamental design for a “vehicle wheel,” as shown and described.

DESCRIPTION


FIG. 1 is a perspective view of the vehicle wheel showing my new design;

FIG. 2 is a front elevational view thereof; and,

FIG. 3 is a cross-sectional view taken along the lines of 3—3 of FIG. 2.

The broken line showing the environment is for illustrative purposes only and forms no part of the claimed design.

1 Claim, 3 Drawing Sheets



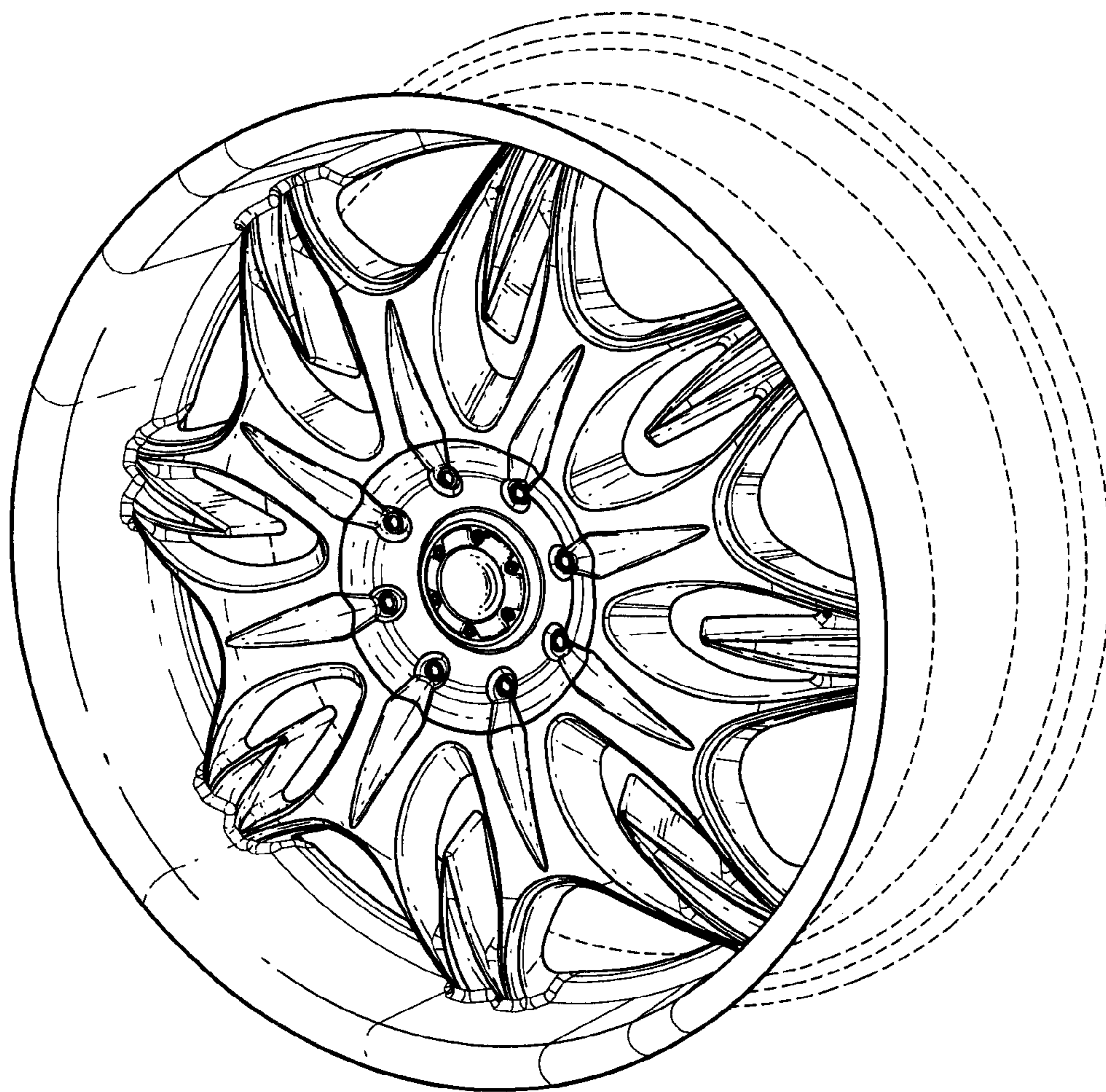


FIG. 1




FIG. 2

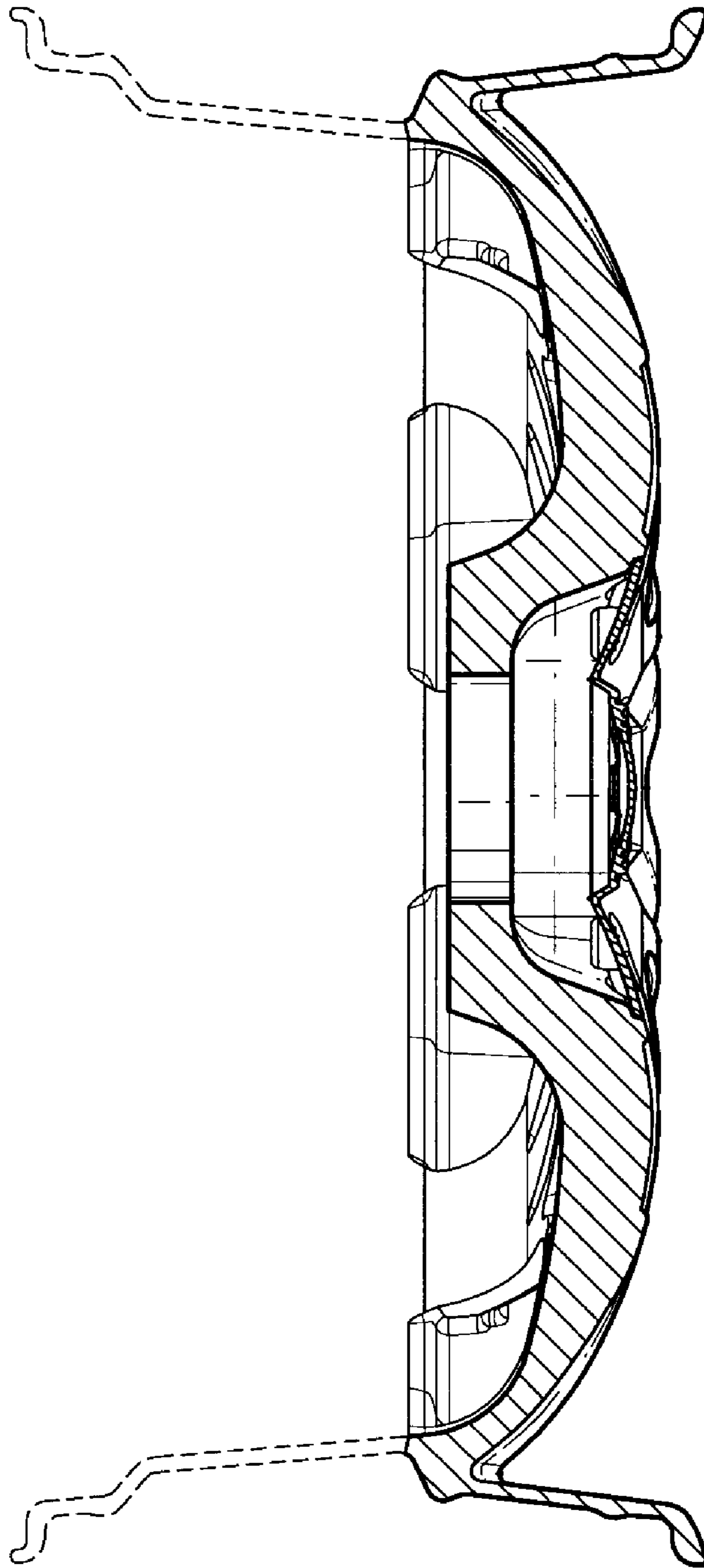


FIG. 3