



US00D541720S

(12) **United States Design Patent** (10) **Patent No.:** **US D541,720 S**
Beigel et al. (45) **Date of Patent:** **** May 1, 2007**

(54) **EXTENDER PANEL FOR A TRUCK VEHICLE**

D442,890 S 5/2001 Beigel
D460,023 S 7/2002 Beigel
D465,749 S 11/2002 Beigel
D522,426 S * 6/2006 Beigel et al. D12/196
D522,427 S * 6/2006 Beigel et al. D12/196

(75) Inventors: **David J. Beigel**, Payne, OH (US);
James P. Pennell, Naples, FL (US);
Franz Mueller, Fort Wayne, IN (US);
Ronald F. Mitchell, Taylor, MI (US)

* cited by examiner

(73) Assignee: **International Truck and Engine Corporation Canada**, Warrenville, IL (US)

Primary Examiner—Melody N. Brown
(74) *Attorney, Agent, or Firm*—Gerald W. Askew; Jeffrey P. Calfa; Susan L. Lukasik

(**) Term: **14 Years**

(57) **CLAIM**

(21) Appl. No.: **29/232,374**

The ornamental design for an extender panel of a truck vehicle, as shown and described.

(22) Filed: **Jun. 16, 2005**

DESCRIPTION

(51) **LOC (8) Cl.** **12-16**
(52) **U.S. Cl.** **D12/196; D12/196**
(58) **Field of Classification Search** D12/184,
D12/196, 93, 96, 173; 280/152.1, 847-849,
280/851, 153.1

FIG. 1 is a right, front perspective view of a left side embodiment of an exterior panel of a truck vehicle showing our new design;

FIG. 2 is a top view thereof;
FIG. 3 is a right view thereof;
FIG. 4 is a front view thereof; and,
FIG. 5 is a left view thereof.

See application file for complete search history.

(56) **References Cited**

U.S. PATENT DOCUMENTS

D436,335 S 1/2001 Beigel

1 Claim, 2 Drawing Sheets






FIG. 1



FIG. 2




FIG. 3




FIG. 4



FIG. 5