



US00D541714S

(12) **United States Design Patent**  
**Kitou**

(10) **Patent No.:** **US D541,714 S**

(45) **Date of Patent:** **\*\* May 1, 2007**

(54) **BUMPER FOR VEHICLE**

(75) Inventor: **Chisato Kitou**, Isehara (JP)

(73) Assignee: **Nissan Motor Co., Ltd.**, Yokohama-shi (JP)

(\*\*) Term: **14 Years**

(21) Appl. No.: **29/257,143**

(22) Filed: **Mar. 30, 2006**

(30) **Foreign Application Priority Data**

Aug. 31, 2005 (JP) ..... D2005-25142

(51) **LOC (8) Cl.** ..... **12-16**

(52) **U.S. Cl.** ..... **D12/169**

(58) **Field of Classification Search** ..... D12/90-92,  
D12/86, 169, 196, 163; 296/180.1, 180.2;  
293/102, 113, 115, 117, 120  
See application file for complete search history.

(56) **References Cited**

**U.S. PATENT DOCUMENTS**

D452,206 S \* 12/2001 Fujii et al. .... D12/169

D498,443 S \* 11/2004 Koyama et al. .... D12/169  
D500,270 S \* 12/2004 Otto et al. .... D12/169  
D502,675 S \* 3/2005 Ichinose et al. .... D12/169  
D503,136 S \* 3/2005 Tamiya et al. .... D12/169  
D504,851 S \* 5/2005 Hosoda et al. .... D12/169  
D511,126 S \* 11/2005 Tabata et al. .... D12/169

\* cited by examiner

*Primary Examiner*—Melody N. Brown

(74) *Attorney, Agent, or Firm*—Foley & Lardner LLP

(57) **CLAIM**

The ornamental design for a bumper for vehicle, as shown and described.

**DESCRIPTION**

FIG. 1 is a perspective view of a bumper for vehicle;  
FIG. 2 is a front view thereof;  
FIG. 3 is a rear view thereof;  
FIG. 4 is a bottom view thereof;  
FIG. 5 is a top plan view thereof;  
FIG. 6 is a left side view thereof; and,  
FIG. 7 is a right side view thereof.

**1 Claim, 3 Drawing Sheets**






Fig.1

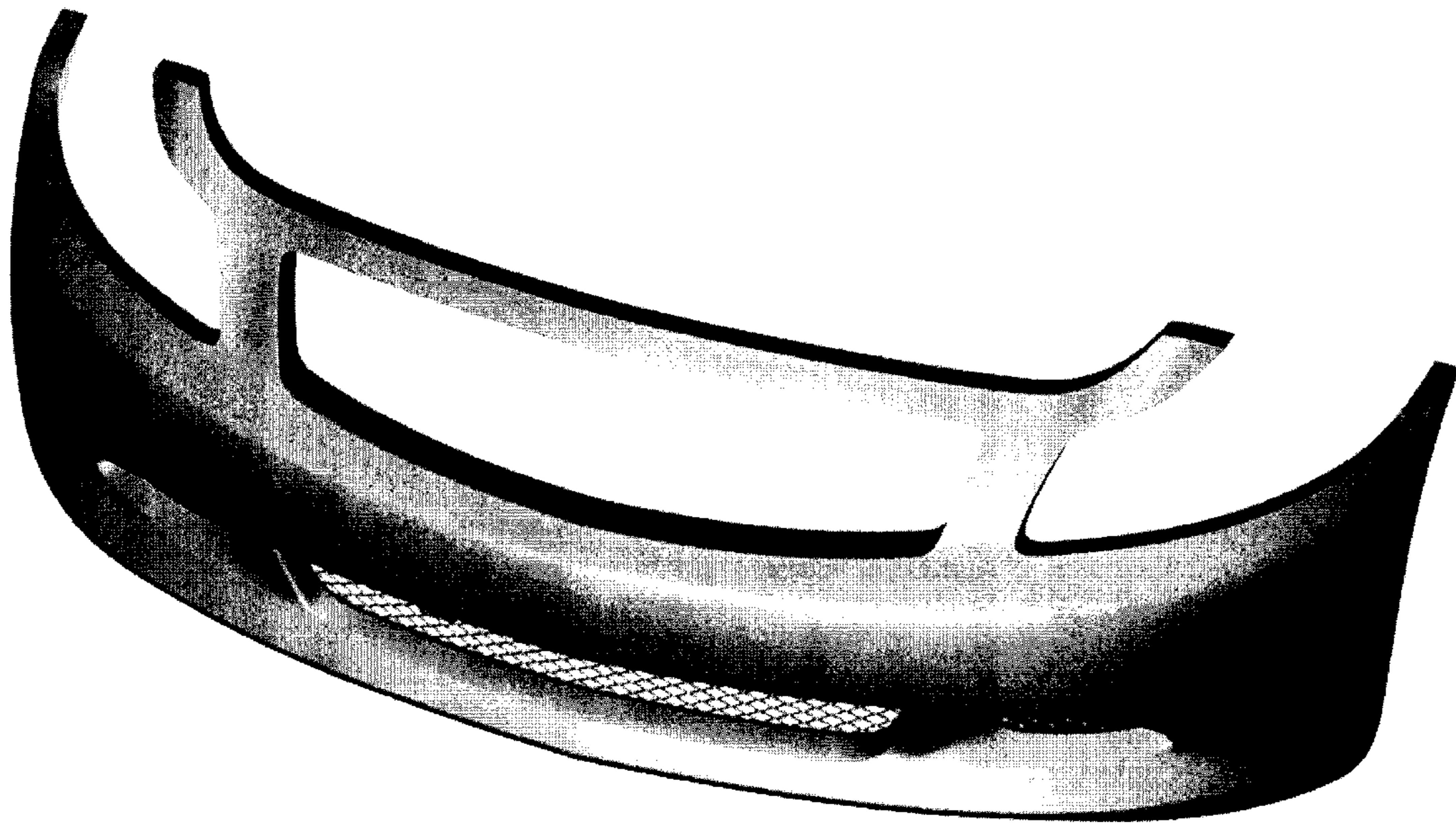


Fig.2




Fig.3

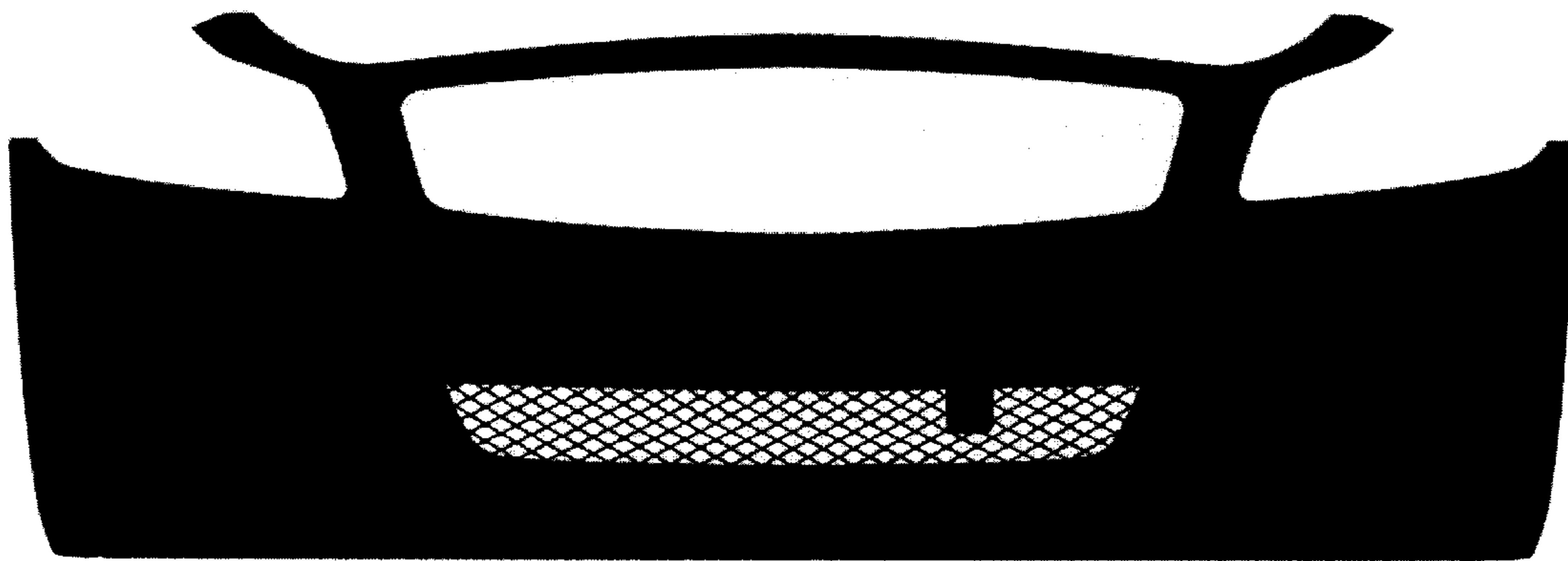


Fig.4






Fig.5



Fig.6




Fig.7

