



US00D541700S

(12) **United States Design Patent**
Hart et al.

(10) **Patent No.:** **US D541,700 S**
(45) **Date of Patent:** **** May 1, 2007**

(54) **FREIGHT RAILROAD CAR REFLECTOR**

(75) Inventors: **Daniel L. Hart**, Antioch, IL (US); **John D. Anderson**, Aurora, IL (US); **Walter J. Peach**, South Elgin, IL (US)

(73) Assignee: **ZefTek, Inc.**, Montgomery, IL (US)

(**) Term: **14 Years**

(21) Appl. No.: **29/246,213**

(22) Filed: **Mar. 22, 2006**

(51) **LOC (8) Cl.** **12-03**

(52) **U.S. Cl.** **D12/42; D10/11**

(58) **Field of Classification Search** 105/355,
105/378, 377.5, 372; 49/404; 280/403; 16/96 R;
D8/349, 371, 354, 356, 373, 404, 14, 353;
D12/41, 42, 45, 47, 48, 51, 20, 36, 37, 38,
D12/43, 40, 345, 106, 114, 133, 1; 246/474,
246/166; D10/111, 112, 113, 107; 362/609,
362/514-7, 215, 241, 243, 245, 247, 608,
362/485, 478; 404/16; D26/118, 28; 359/855,
359/520, 215, 533, 548, 549, 553, 528; 40/582;
119/858

See application file for complete search history.

(56) **References Cited**

U.S. PATENT DOCUMENTS

2,551,193 A * 5/1951 Williams 116/52

(Continued)

OTHER PUBLICATIONS

- ZefTek Product Guide, published Jan. 2003.
- ZefTek Car Parts Brochure, published Aug. 1998.
- ZefTek Cost Cutting Car Components Brochure.
- Holland Transportation Technology Rail Car Components Brochure.
- The Holland Company Freight Car Components Brochure.
- Federal Register, Department of Transportation, vol. 70, No. 1 dated Jan. 3, 2005.
- Salco Products, Inc. Brochure.

Association of American Railroads Circular Letter dated Mar. 1, 2005.

ZefTek Vented and Non-Vented 20" Hatch Covers Pamphlet.

Primary Examiner—Louis S. Zarfaz
Assistant Examiner—Anna Dworzecka

(74) *Attorney, Agent, or Firm*—Bell, Boyd & Lloyd LLP

(57) **CLAIM**

The ornamental design for a freight railroad car reflector, as shown and described.

DESCRIPTION

This application relates to the following co-pending commonly owned patent applications: "Freight Railroad Car Reflector," Ser. No. 11/277,216; and "Freight Railroad Car Reflector," Ser. No. 29/246,211.

FIG. 1 is a front perspective view of one embodiment of the freight railroad car reflector showing our new design;

FIG. 2 is a rear perspective view of FIG. 1;

FIG. 3 is a front view of FIG. 1;

FIG. 4 is a rear view of FIG. 1;

FIG. 5 is a top plan view of FIG. 1;

FIG. 6 is a bottom plan view of FIG. 1;

FIG. 7 is a left side elevation view of FIG. 1, the right side being a mirror image;

FIG. 8 is a front perspective view of a modified embodiment;

FIG. 9 is a rear perspective view of FIG. 8;

FIG. 10 is a front view of FIG. 8;

FIG. 11 is a rear view of FIG. 8;

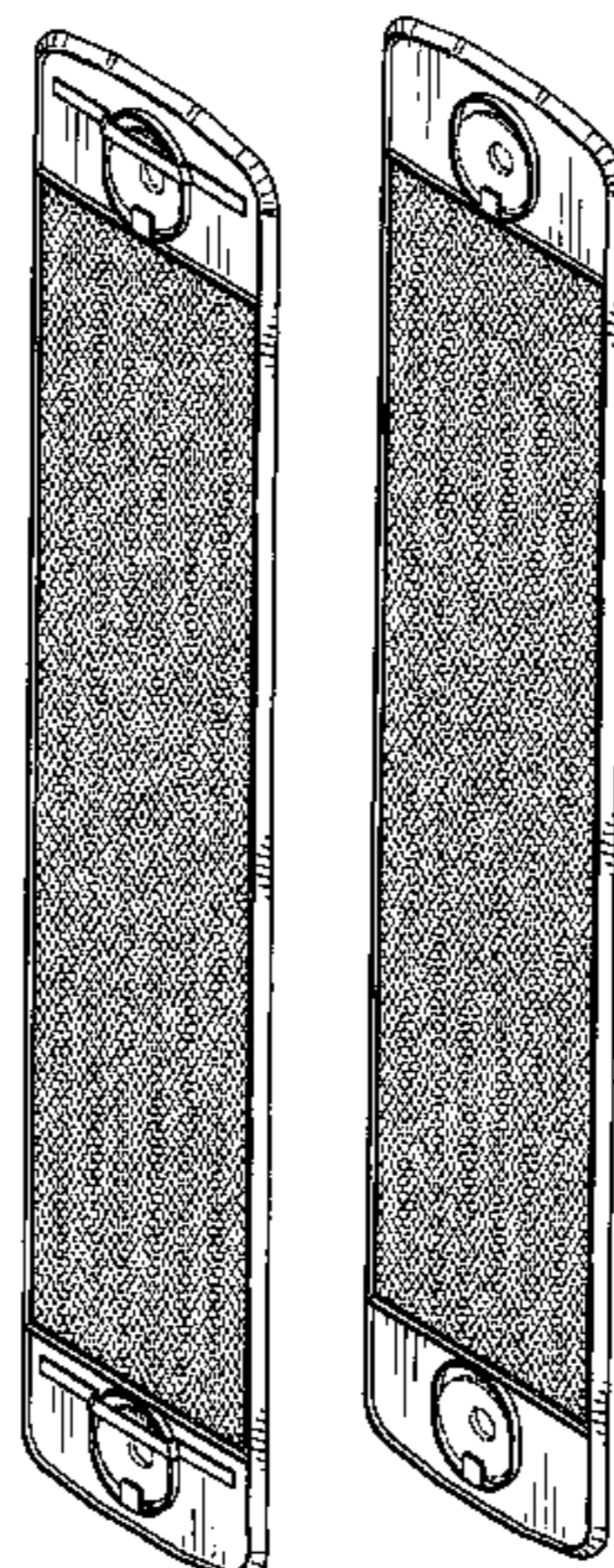
FIG. 12 is a top plan view of FIG. 8;

FIG. 13 is a bottom plan view of FIG. 8; and,

FIG. 14 is a left side elevation view of FIG. 8 the right side being a mirror image.

The broken line(s) which define the bounds of the claimed design form no part thereof.

1 Claim, 10 Drawing Sheets



US D541,700 S

Page 2

U.S. PATENT DOCUMENTS

4,201,448	A	*	5/1980	Kagayama	359/523			
4,784,068	A		11/1988	Burke					
4,913,062	A		4/1990	Burke					
D337,131	S	*	7/1993	Wilson	D20/17			
5,239,933	A		8/1993	Murphy et al.					
5,415,108	A		5/1995	Murphy et al.					
D369,568	S	*	5/1996	Sloot	D10/111			
5,579,697	A		12/1996	Burke					
5,687,650	A		11/1997	Murphy et al.					
5,694,859	A		12/1997	Burke et al.					
5,701,825	A		12/1997	Peach, Jr.					
D412,131	S	*	7/1999	Bent et al.	D10/113			
D440,513	S	*	4/2001	Smith	D10/114			
D442,062	S	*	5/2001	Kelley et al.	D8/349			
6,305,312	B1	*	10/2001	Bent et al.	116/63 P			
6,553,917	B1		4/2003	Burke et al.					
6,561,740	B1		5/2003	Burke et al.					
7,048,391	B2	*	5/2006	Greves	359/516			

* cited by examiner

FIG.1




FIG.2

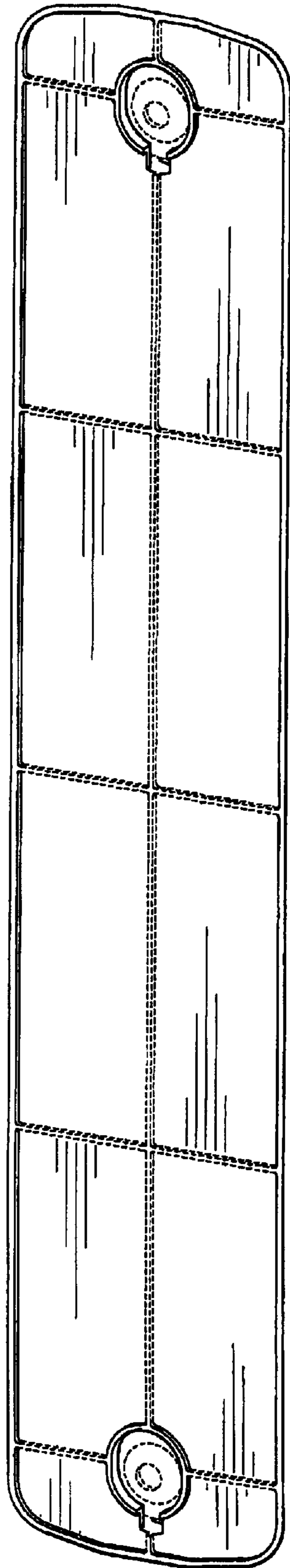


FIG.3




FIG.4

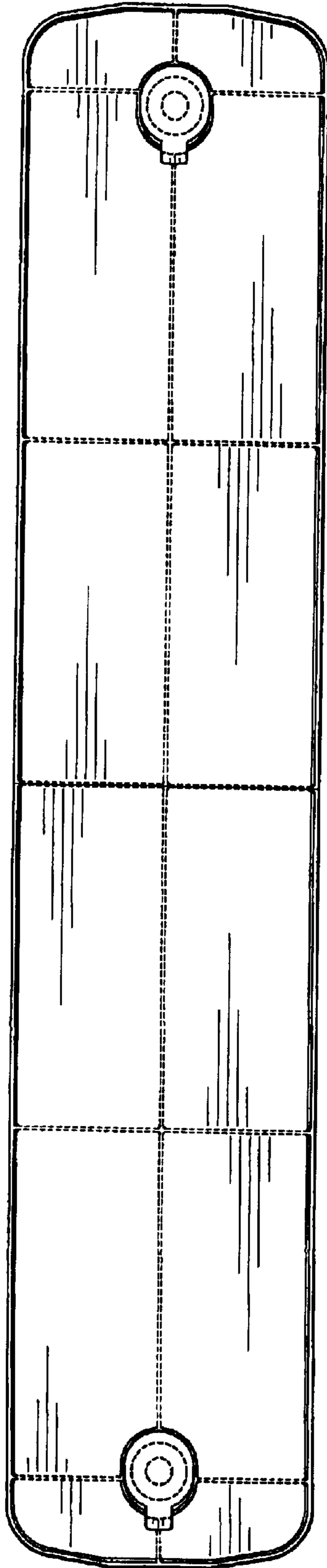


FIG.5



FIG.6



FIG.7

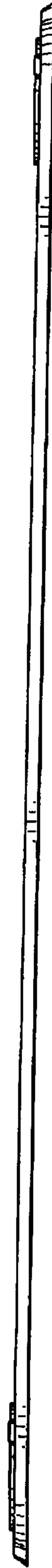


FIG.8




FIG.9

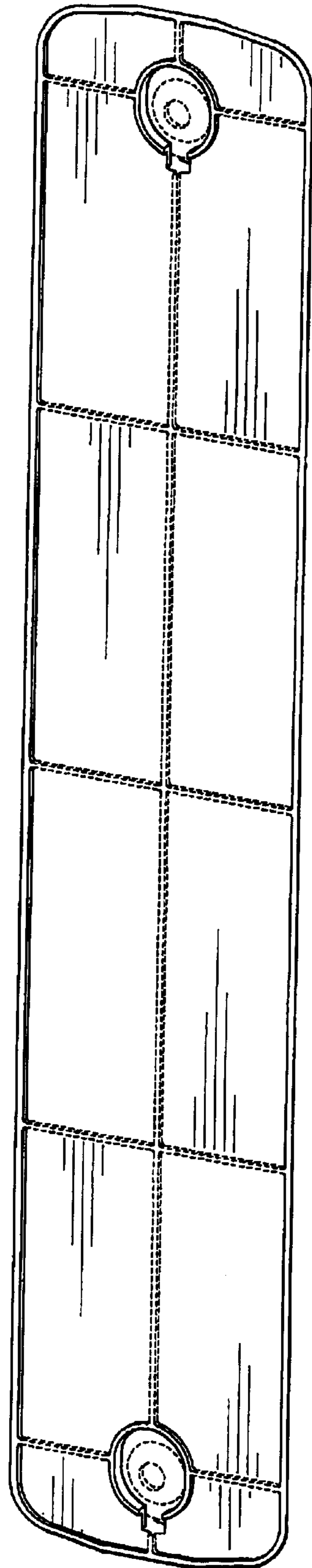


FIG.10




FIG.11




FIG.12



FIG.13



FIG.14

