



US00D541693S

(12) **United States Design Patent**
Skuza et al.

(10) **Patent No.:** **US D541,693 S**

(45) **Date of Patent:** **** May 1, 2007**

(54) **FINGER RING**

D453,486 S * 2/2002 Zillig D11/38
D524,681 S * 7/2006 Travis D11/38

(75) Inventors: **David M. Skuza**, Roanoke, VA (US);
Phillip E. Weeks, Roanoke, VA (US)

* cited by examiner

(73) Assignee: **John C. Nordt, Inc.**, Roanoke, VA
(US)

Primary Examiner—Ian Simmons
Assistant Examiner—Melanie Levy
(74) *Attorney, Agent, or Firm*—Foley & Lardner LLP

(**) Term: **14 Years**

(57) **CLAIM**

(21) Appl. No.: **29/256,140**

The ornamental design for a finger ring, as shown and described.

(22) Filed: **Mar. 17, 2006**

(51) **LOC (8) Cl.** **11-01**

(52) **U.S. Cl.** **D11/39**

(58) **Field of Classification Search** D11/26–39,
D11/3; 63/15, 15.1–15.4, 15.45, 15.5, 15.6,
63/15.65, 15.7–15.8, 26–28

See application file for complete search history.

DESCRIPTION

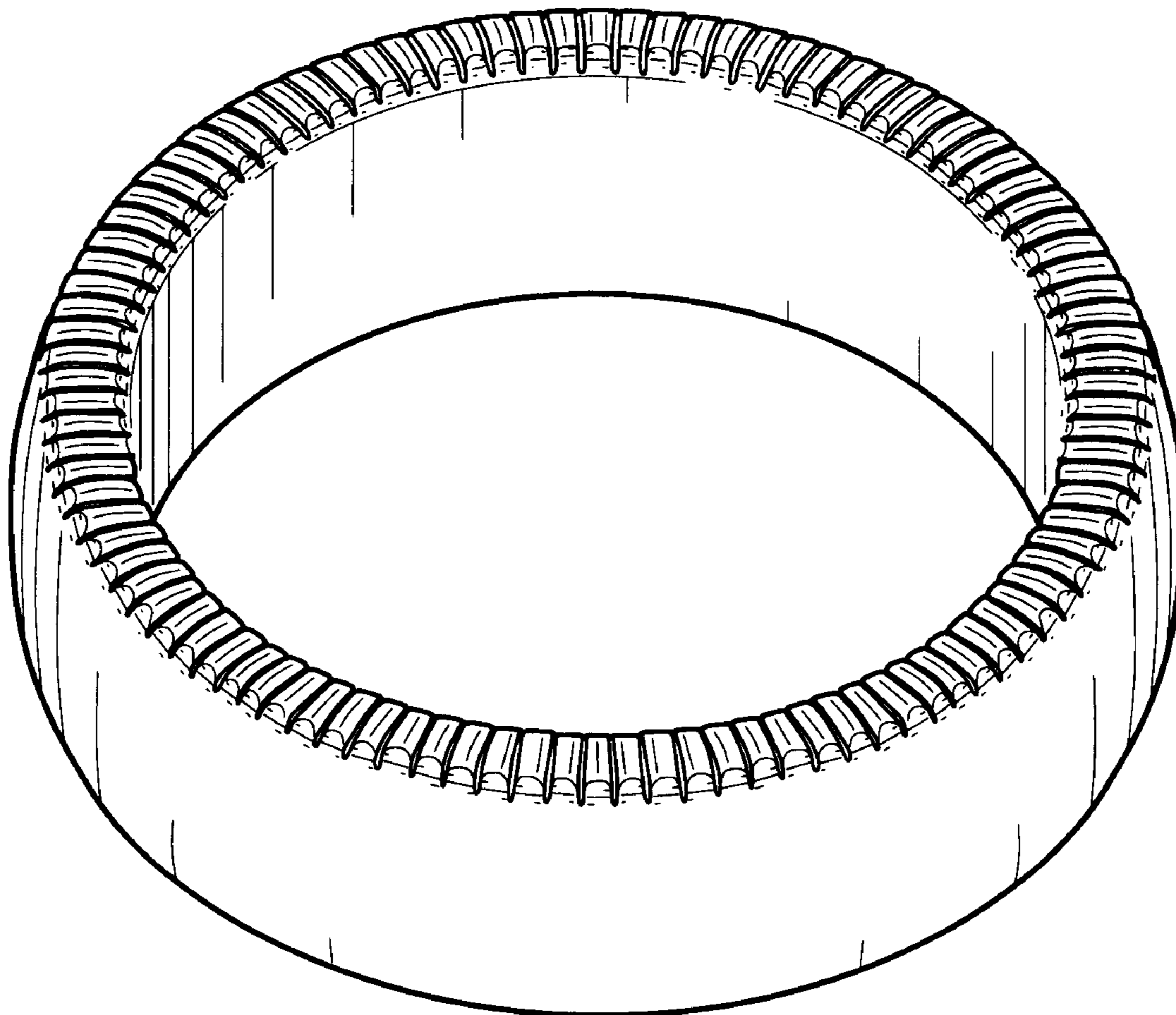
FIG. 1 is a perspective view of the finger ring;
FIG. 2 is a top plan view of the ring, the bottom plan view
of the finger ring being the same as that shown in FIG. 2;
FIG. 3 is another perspective view of the finger ring, as
viewed from a shallower angle as that shown in FIG. 1; and,
FIG. 4 is an edge view of the finger ring, any other edge view
being the same as that shown.

(56) **References Cited**

U.S. PATENT DOCUMENTS

2,453,955 A * 11/1948 Younghusband 63/15

1 Claim, 4 Drawing Sheets



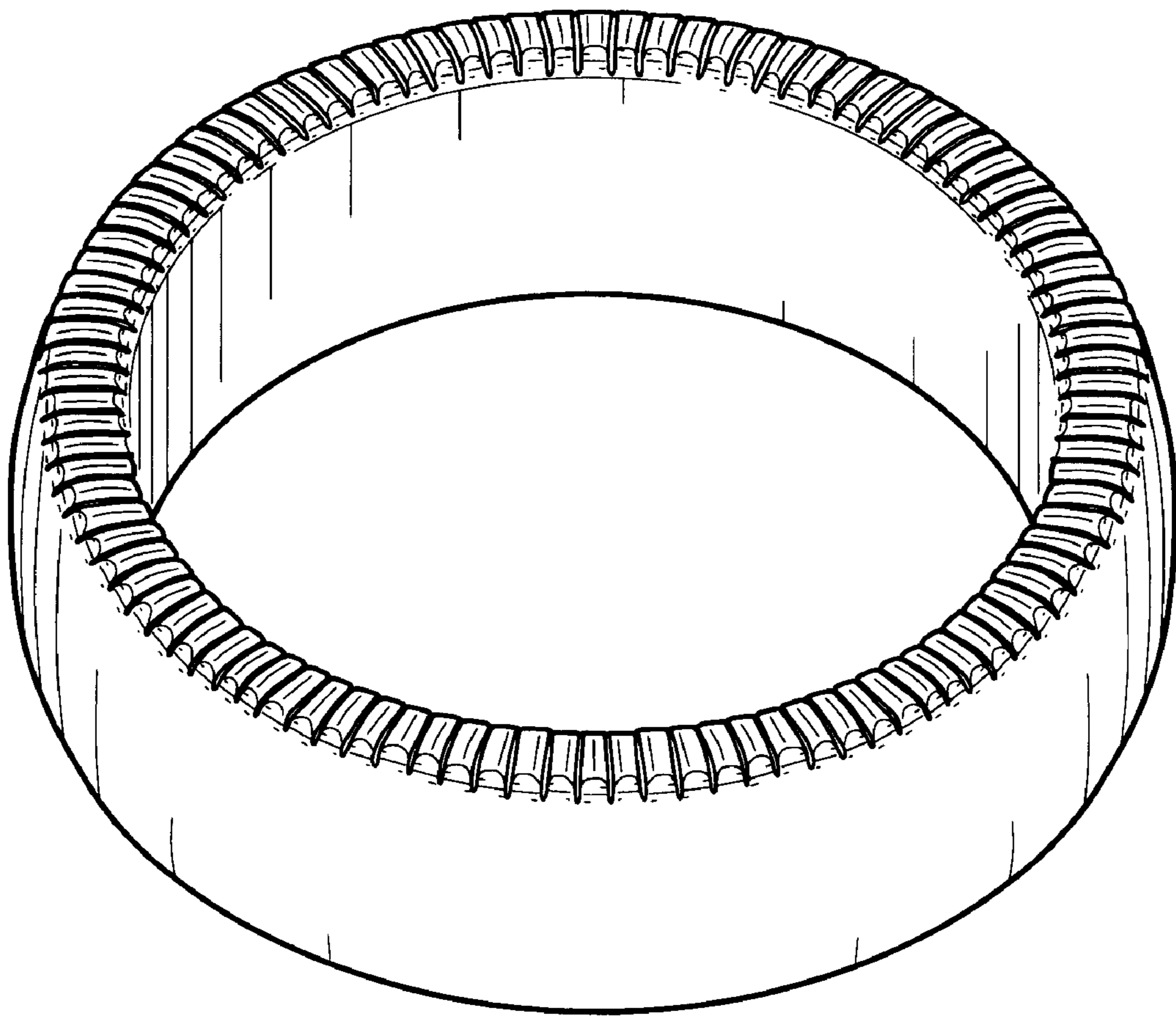


FIG. 1




FIG. 2

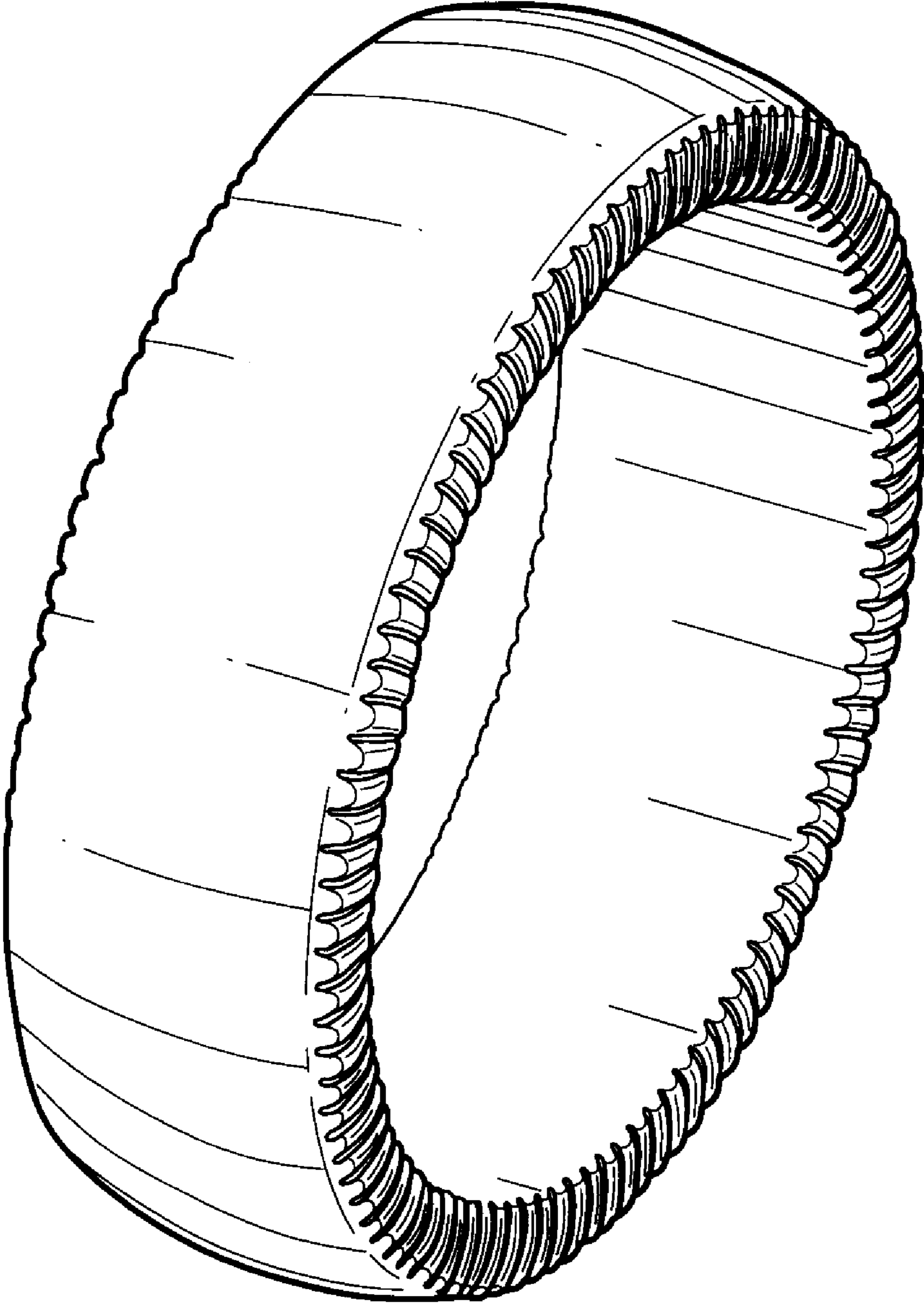


FIG. 3

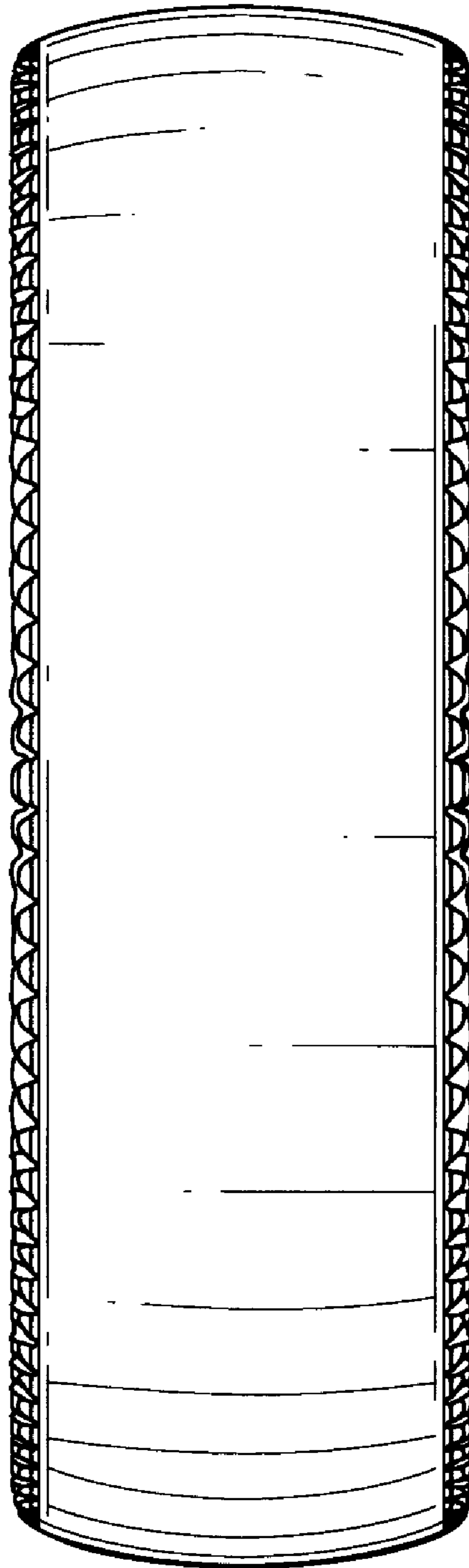


FIG. 4