



US00D541689S

(12) **United States Design Patent** (10) **Patent No.:** **US D541,689 S**  
**Meyers et al.** (45) **Date of Patent:** **\*\* May 1, 2007**

(54) **DOORBELL CHIME COVER**

FOREIGN PATENT DOCUMENTS

(75) Inventors: **David O. Meyers**, Kaysville, UT (US);  
**Alfredo D. Carreno**, Aurora, IL (US);  
**Suzanne M. Loose**, Pewaukee, WI  
(US); **Donovan M. Gehring**, West  
Bend, WI (US)

WO DM/062468 \* 8/2002

*Primary Examiner*—Elizabeth A. Albert  
*Assistant Examiner*—Karen E. Eldridge Powers  
(74) *Attorney, Agent, or Firm*—Michael Best & Friedrich  
LLP

(73) Assignee: **Broan-NuTone LLC**, Hartford, WI  
(US)

(57) **CLAIM**

The ornamental design for a doorbell chime cover, as shown  
and described.

(\*\*) Term: **14 Years**

**DESCRIPTION**

(21) Appl. No.: **29/221,360**

FIG. 1 is a perspective view of a doorbell chime cover  
constructed in accordance with an embodiment of the  
present invention;

(22) Filed: **Jan. 13, 2005**

FIG. 2 is a front view of the doorbell chime cover shown in  
FIG. 1;

(51) **LOC (8) Cl.** ..... **10-05**

(52) **U.S. Cl.** ..... **D10/118**

(58) **Field of Classification Search** ..... D6/300,  
D6/441, 446; D8/353; D10/116, 118, 121;  
D23/366; D26/26, 85, 87, 118; 116/141,  
116/148; 40/738, 743, 792

FIG. 3 is a rear view of the doorbell chime cover shown in  
FIGS. 1 and 2;

FIG. 4 is a top view of the doorbell chime cover shown in  
FIGS. 1–3;

See application file for complete search history.

FIG. 5 is a bottom view of the doorbell chime cover shown  
in FIGS. 1–4;

(56) **References Cited**

U.S. PATENT DOCUMENTS

D114,688 S 5/1939 Rittenhouse et al.  
D114,965 S \* 5/1939 Rittenhouse ..... D10/118  
D124,405 S \* 12/1940 Hammond ..... D10/118  
2,227,227 A \* 12/1940 Mason ..... 340/392.5

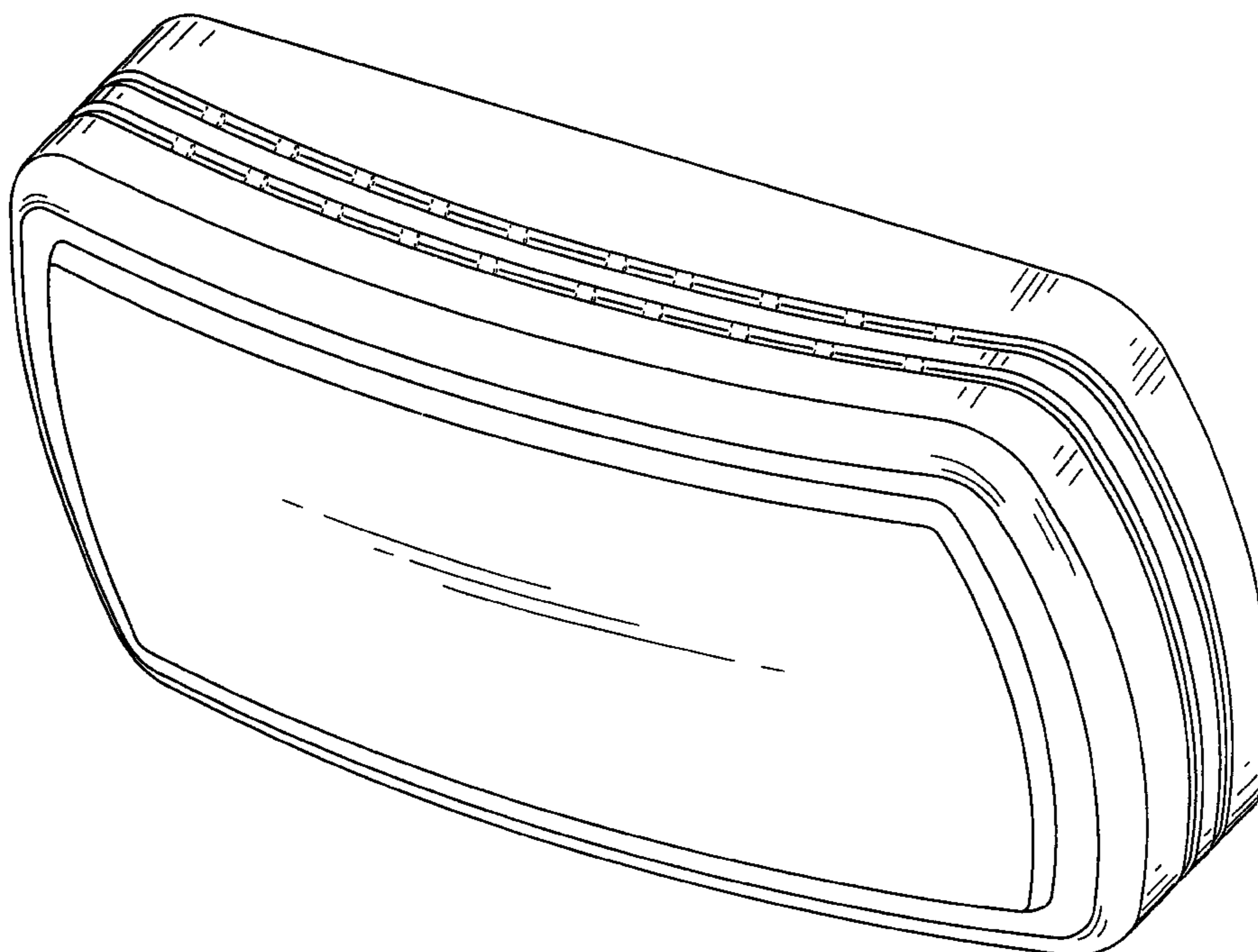
FIG. 6 is a right side view of the doorbell chime cover shown  
in FIGS. 1–5; and,

FIG. 7 is a left side view of the doorbell chime cover shown  
in FIGS. 1–6.

The broken lines are for illustrative purposes only and form  
no part of the claimed design.

(Continued)

**1 Claim, 5 Drawing Sheets**



# US D541,689 S

Page 2

## U.S. PATENT DOCUMENTS

D141,481 S	6/1945	Abramson		5,652,568 A	7/1997	Ko	
2,386,738 A	* 10/1945	Corbett .....	340/393.2	5,659,286 A	8/1997	Lin	
2,412,978 A	* 12/1946	Fish .....	116/172	D391,514 S	* 3/1998	Ryan .....	D10/118
2,549,157 A	* 4/1951	Auth et al. ....	116/100	5,774,039 A	6/1998	Housley	
2,757,633 A	8/1956	Roseman		5,774,041 A	6/1998	Xydis et al.	
2,850,724 A	9/1958	Bassani		D407,405 S	* 3/1999	Chiu .....	D14/214
2,856,890 A	10/1958	Rinker		5,905,438 A	5/1999	Weiss et al.	
D186,899 S	12/1959	Jolly		5,952,926 A	9/1999	Syverson	
3,012,538 A	12/1961	Roseman		5,969,627 A	10/1999	Tarlton	
D258,424 S	* 3/1981	Doggart .....	D10/118	5,973,591 A	10/1999	Schwartz et al.	
D261,117 S	* 10/1981	Lewis .....	D10/118	6,028,504 A	2/2000	Segan	
D264,320 S	* 5/1982	Doggart .....	D10/118	6,094,139 A	7/2000	Moore	
4,567,846 A	2/1986	Kurtz		6,127,935 A	10/2000	Davidson et al.	
D294,471 S	* 3/1988	Levin et al. ....	D10/118	6,144,289 A	11/2000	Le Bel	
D306,565 S	3/1990	Pawlik et al.		D444,586 S	* 7/2001	Waters et al. ....	D26/72
D329,949 S	* 10/1992	White .....	D6/300	6,369,707 B1	4/2002	Neer	
5,182,872 A	2/1993	Lee et al.		6,380,852 B1	4/2002	Hartman et al.	
D344,036 S	* 2/1994	Yuen .....	D10/118	6,393,401 B1	5/2002	Loudermilk et al.	
5,365,214 A	11/1994	Angott et al.		6,420,973 B2	7/2002	Acevedo	
D355,143 S	* 2/1995	Lee et al. ....	D10/118	6,445,302 B2	9/2002	Vena	
5,420,564 A	5/1995	Remington		6,549,109 B1	4/2003	Yang	
5,475,369 A	12/1995	Baker		6,606,030 B2	8/2003	Vena	
5,499,465 A	3/1996	Manico		6,653,931 B2	11/2003	Chiang	
5,533,290 A	7/1996	Lee et al.		6,750,760 B2	6/2004	Albritton et al.	
5,576,690 A	11/1996	Waugh et al.		6,759,955 B2	* 7/2004	Koneff et al. ....	340/539.1
5,604,478 A	2/1997	Grady et al.		7,085,534 B2	* 8/2006	Bentley .....	455/41.2

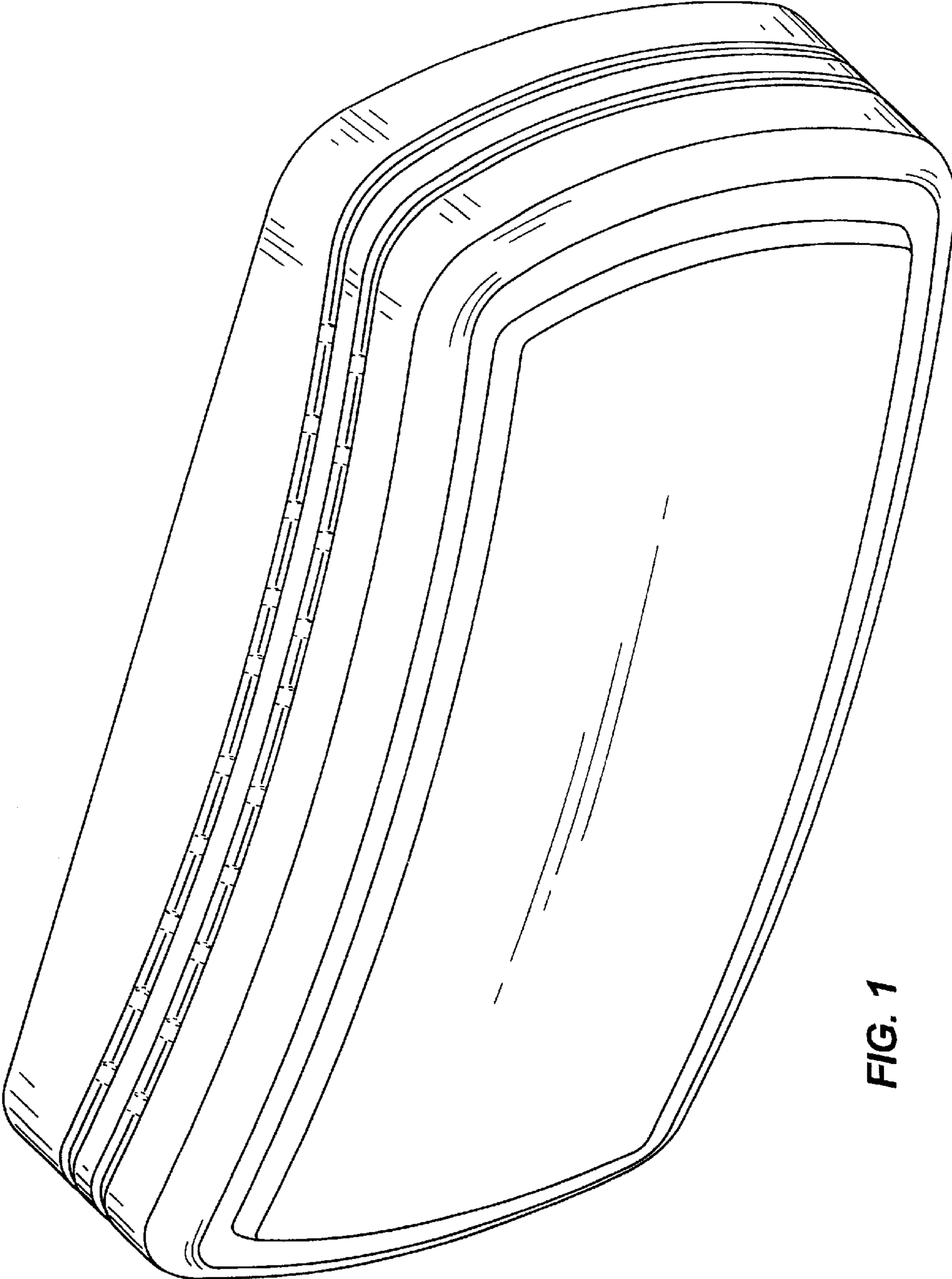


FIG. 1

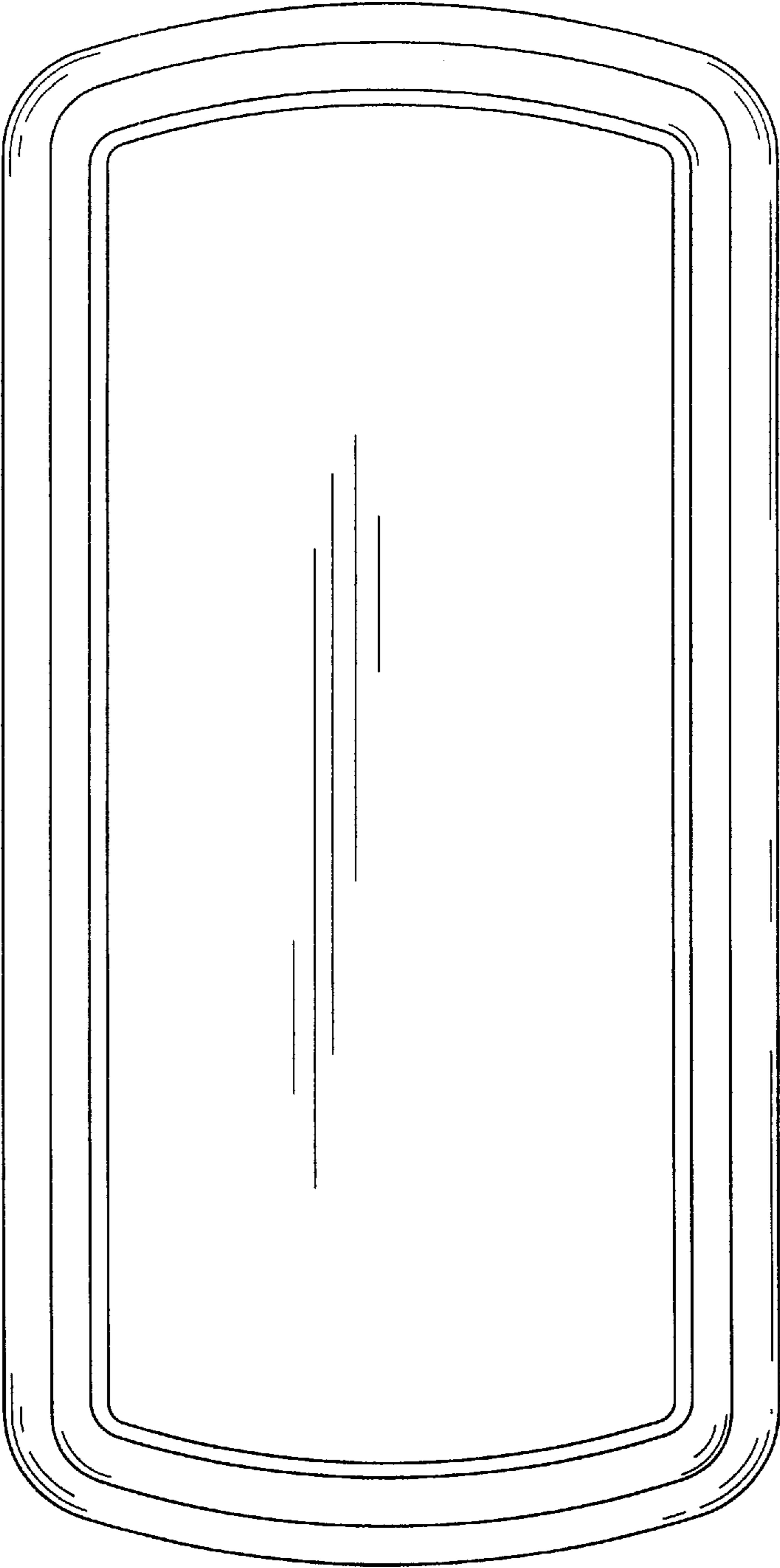


FIG. 2




FIG. 3

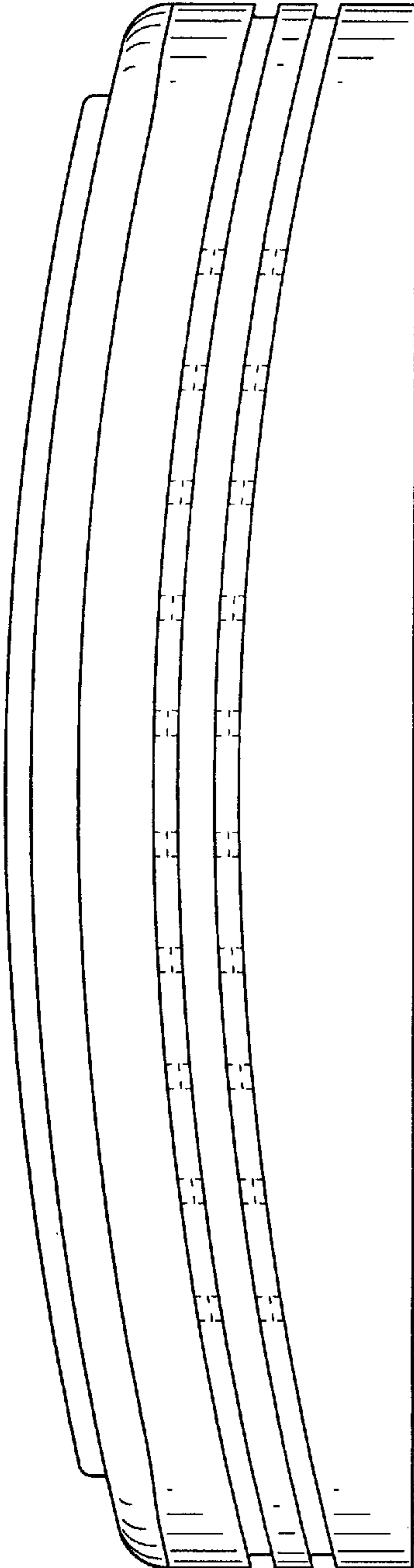


FIG. 4

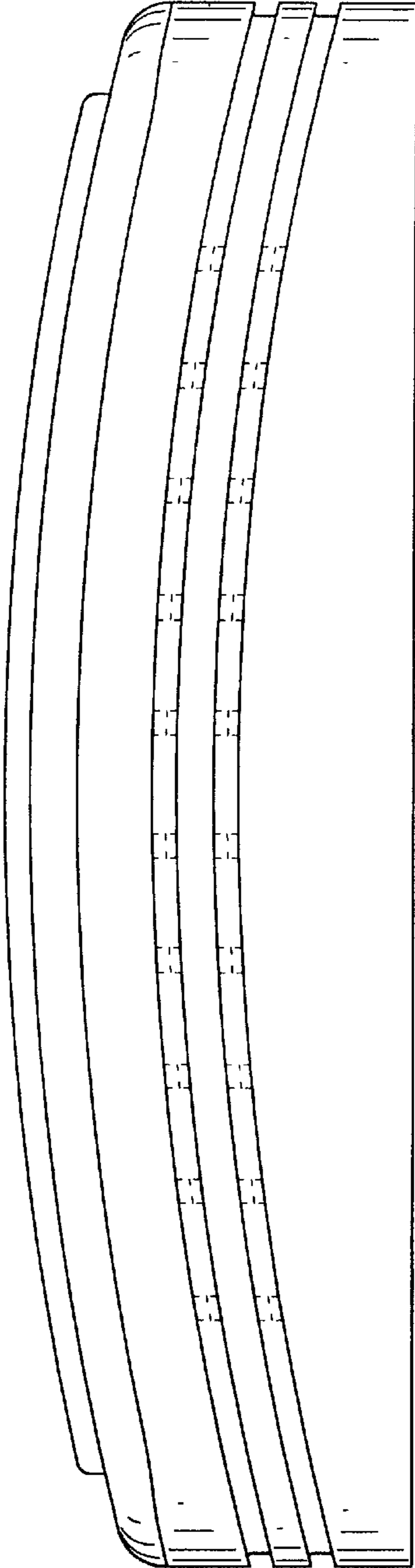
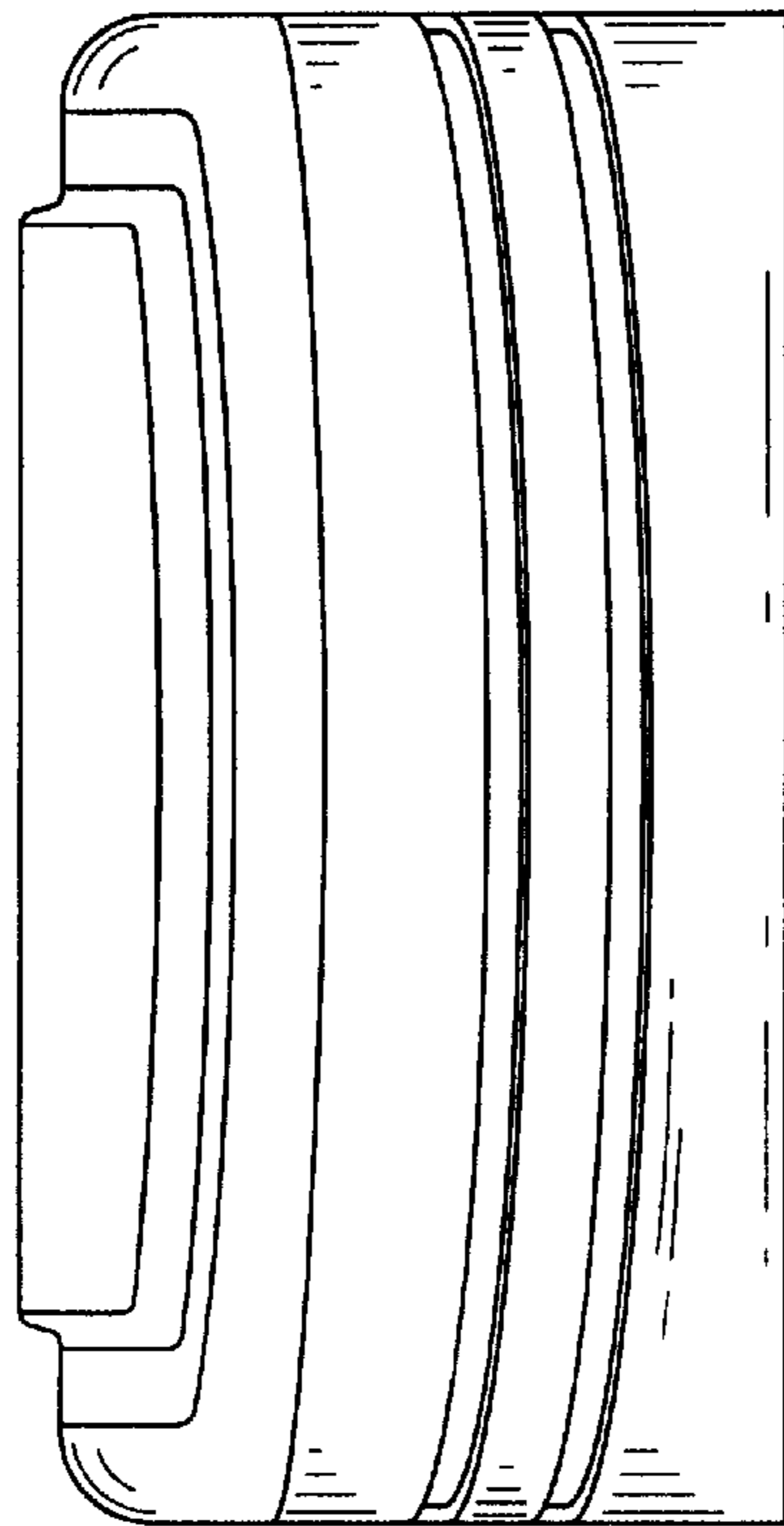
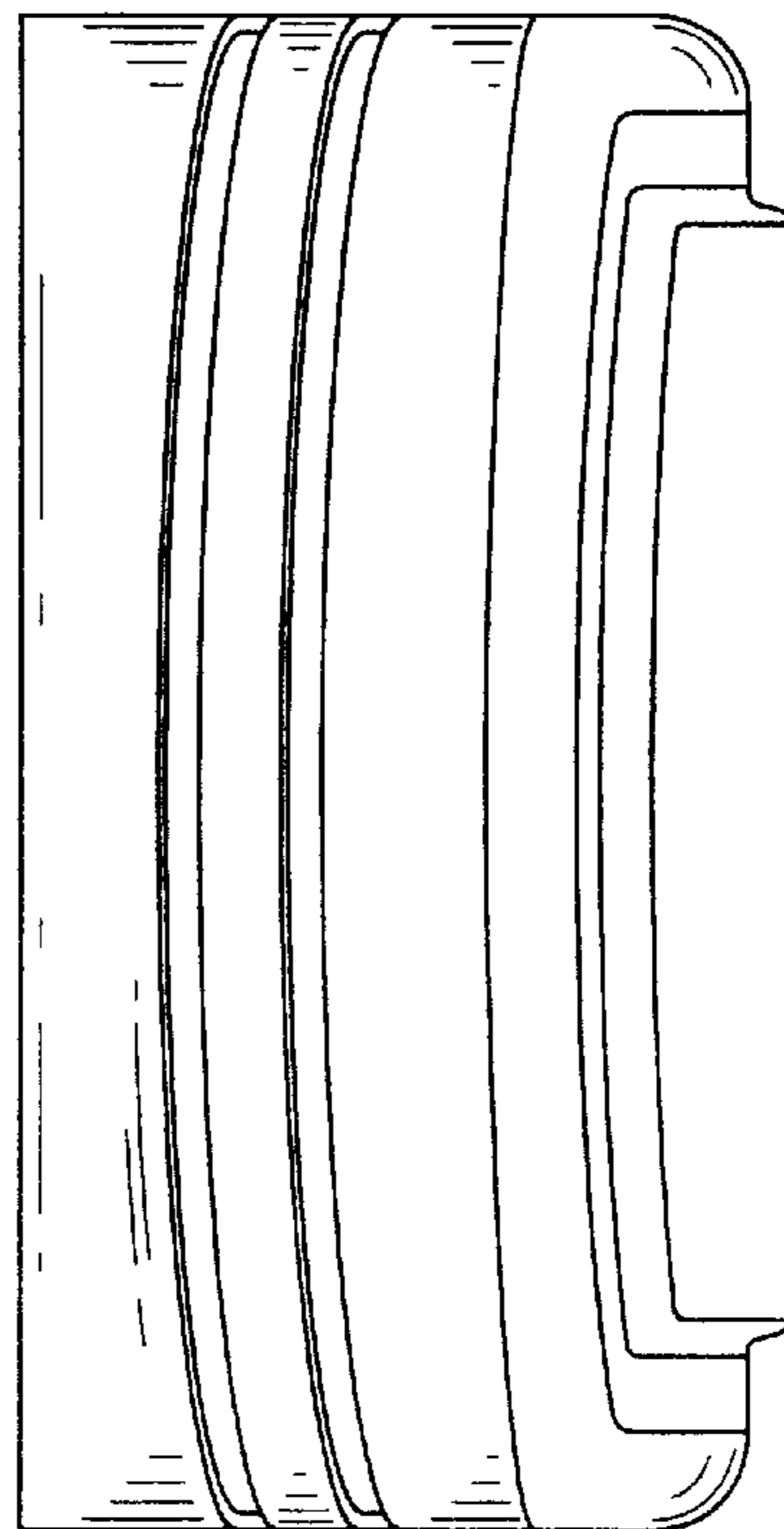


FIG. 5



**FIG. 6**



**FIG. 7**