



US00D541618S

(12) **United States Design Patent** (10) **Patent No.:** **US D541,618 S**
Klecker (45) **Date of Patent:** **** May 1, 2007**

(54) **PAIR OF HANDLES FOR A FOLDING
 MULTIPURPOSE TOOL INCLUDING
 SHEARS**

(75) Inventor: **Glenn A. Klecker**, Silverton, OR (US)

(73) Assignee: **Leatherman Tool Group, Inc.**,
 Portland, OR (US)

(**) Term: **14 Years**

(21) Appl. No.: **29/244,907**

(22) Filed: **Dec. 14, 2005**

(51) **LOC (8) Cl.** **08-05**

(52) **U.S. Cl.** **D8/107**

(58) **Field of Classification Search** D8/54-56,
 D8/99, 105, 107, 20, 98-100; 7/118, 119,
 7/125-135, 158, 163-166, 168; 30/151-162,
 30/135, 155, 254, 262, 298.4, 335, 131; 81/427.5,
 81/440, 450

See application file for complete search history.

(56) **References Cited**

U.S. PATENT DOCUMENTS

4,233,737	A	11/1980	Poehlmann	
5,243,762	A	9/1993	Orthey	
5,263,254	A	11/1993	Orthey	
D392,519	S *	3/1998	Hung	D8/5
5,799,400	A	9/1998	Glesser	
D414,092	S *	9/1999	Chang	D8/55
D423,893	S *	5/2000	Mackin et al.	D8/52
D445,326	S *	7/2001	Alfaro	D8/107
6,336,272	B1	1/2002	Lee	
D454,044	S *	3/2002	Alfaro	D8/107
D470,031	S *	2/2003	Rivera	D8/107
D470,372	S *	2/2003	Rivera	D8/52
6,574,868	B1	6/2003	Overholt	
6,625,832	B2 *	9/2003	Montague et al.	7/128
6,634,105	B2	10/2003	Lindermeir	
D499,622	S *	12/2004	Rivera et al.	D8/55
2002/0023302	A1 *	2/2002	Montague et al.	7/128
2005/0150333	A1 *	7/2005	Rivera et al.	81/450
2005/0193498	A1 *	9/2005	Klecker et al.	7/158

2005/0268468 A1 * 12/2005 Klecker et al. 30/131

FOREIGN PATENT DOCUMENTS

EP 0714736 A1 6/1996

OTHER PUBLICATIONS

Bear MCG, MGC Cutlery Product Catalog, Item No. 444SR depicting a fixed blade knife combined with serrated edge and gut hook, at least as early as 1996, 20 pages. The Surecut Clipper Co., A Division of McGuire Industries, The Pocket Gardener, at least as early as Jan. 2003, photocopies of digital photographs taken of product and packaging, 13 pages.

* cited by examiner

Primary Examiner—Alan P. Douglas

Assistant Examiner—Barbara Fox

(74) *Attorney, Agent, or Firm*—Chernoff, Vilhauer, McClung & Stenzel, LLP

(57) **CLAIM**

The ornamental design for a pair of handles for a folding multipurpose tool including shears, as shown and described.

DESCRIPTION

FIG. 1 is an isometric view from the upper left front of a pair of handles for a folding multipurpose tool including shears, including my new design;

FIG. 2 is an isometric view from the lower right rear thereof;

FIG. 3 is a left side elevational view thereof;

FIG. 4 is a top plan view thereof;

FIG. 5 is a bottom plan view thereof;

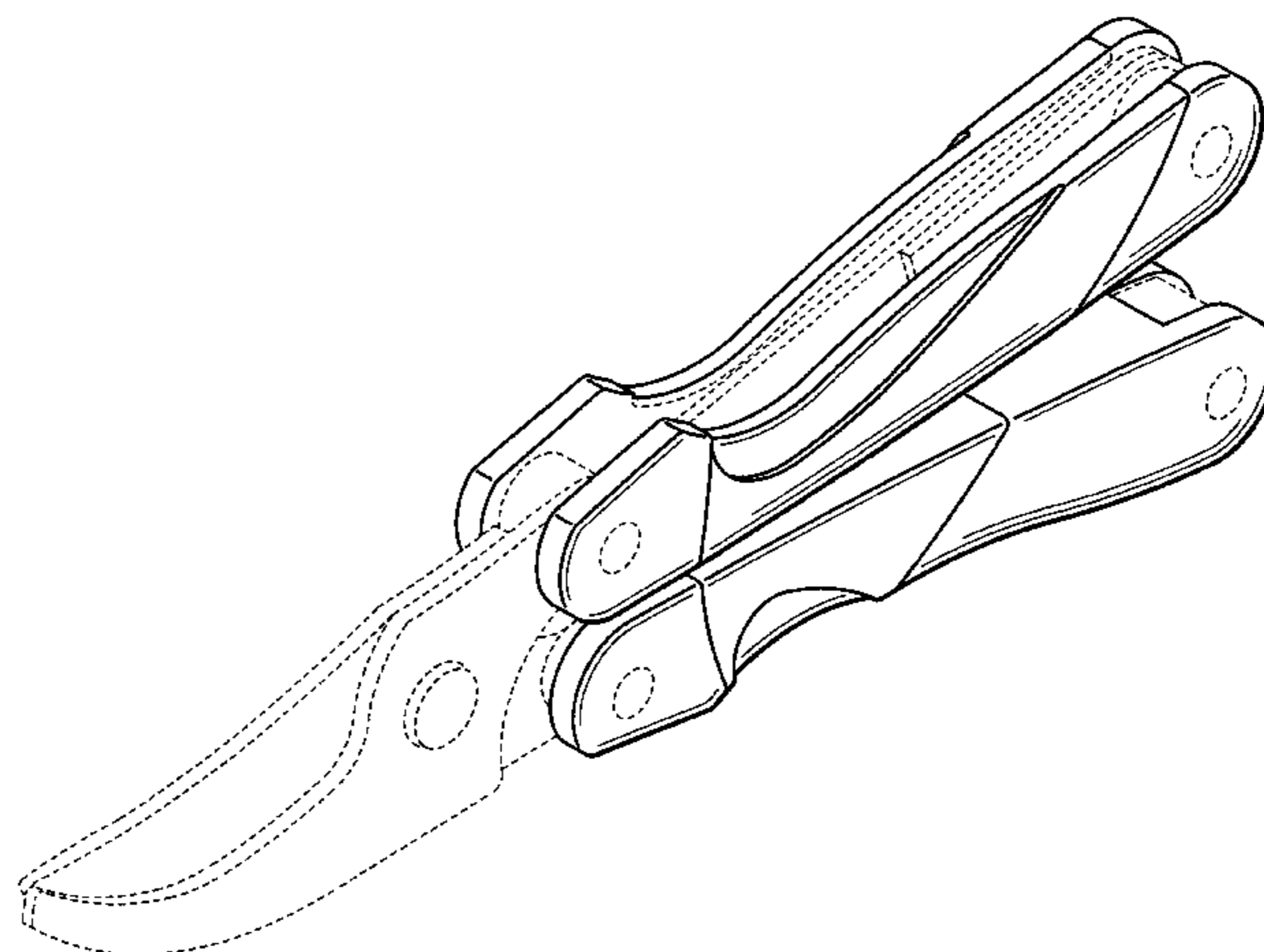
FIG. 6 is a front end elevational view thereof;

FIG. 7 is a rear end elevational view thereof; and,

FIG. 8 is a right side elevational view thereof.

The blades of the shears, the folded tool blades, spacers, portions of springs, portions of pivot pins and the interior of the handles are shown in broken line for illustrative purposes and form no part of the claimed design. The broken lines immediately adjacent to the shaded areas represent unclaimed boundaries of the design.

1 Claim, 4 Drawing Sheets



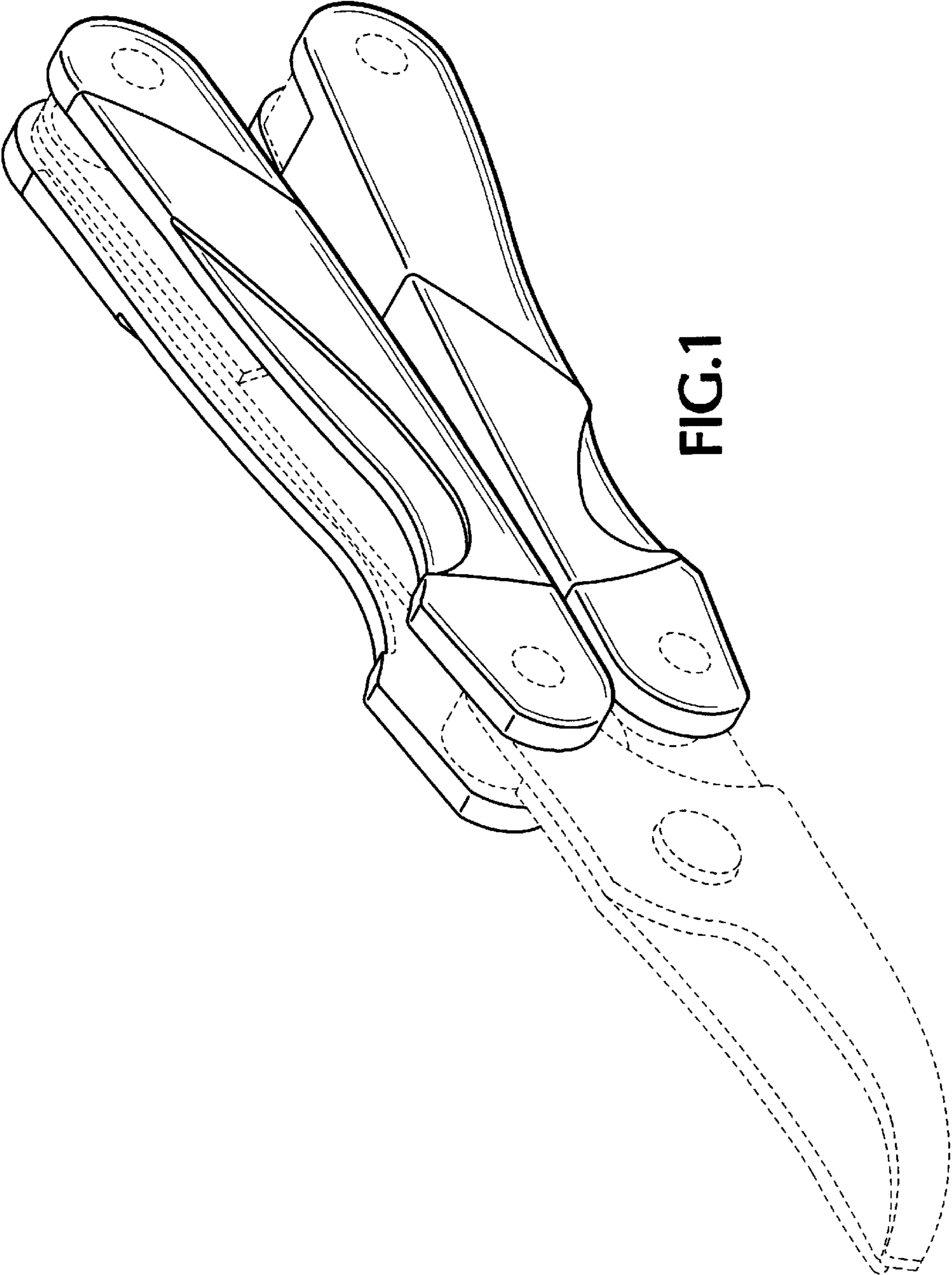


FIG. 1

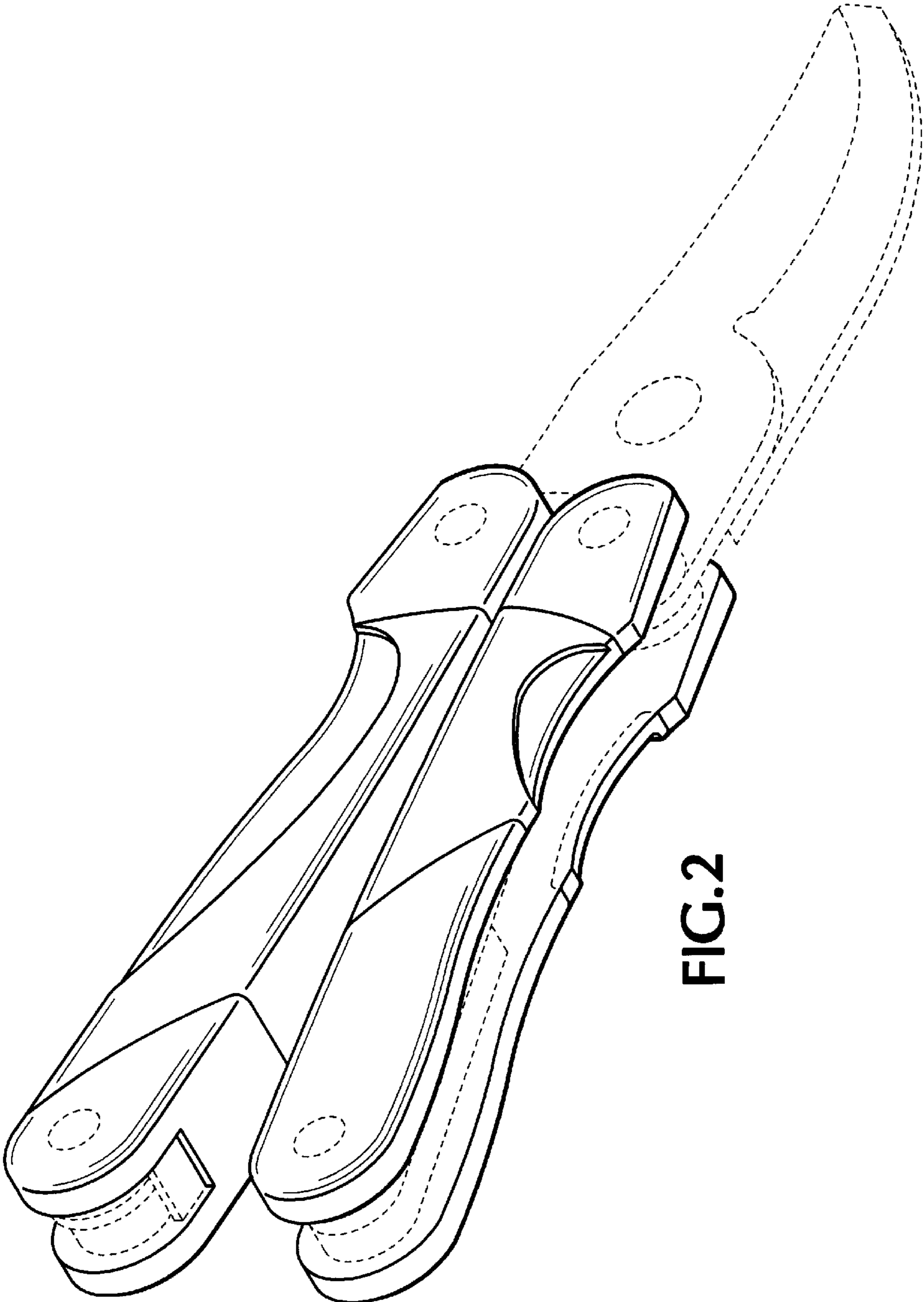


FIG.2

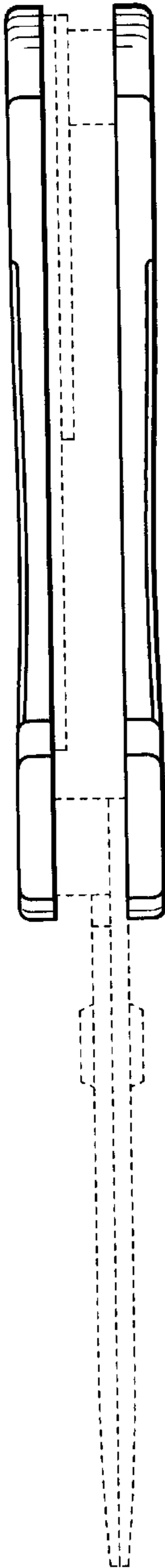


FIG. 4

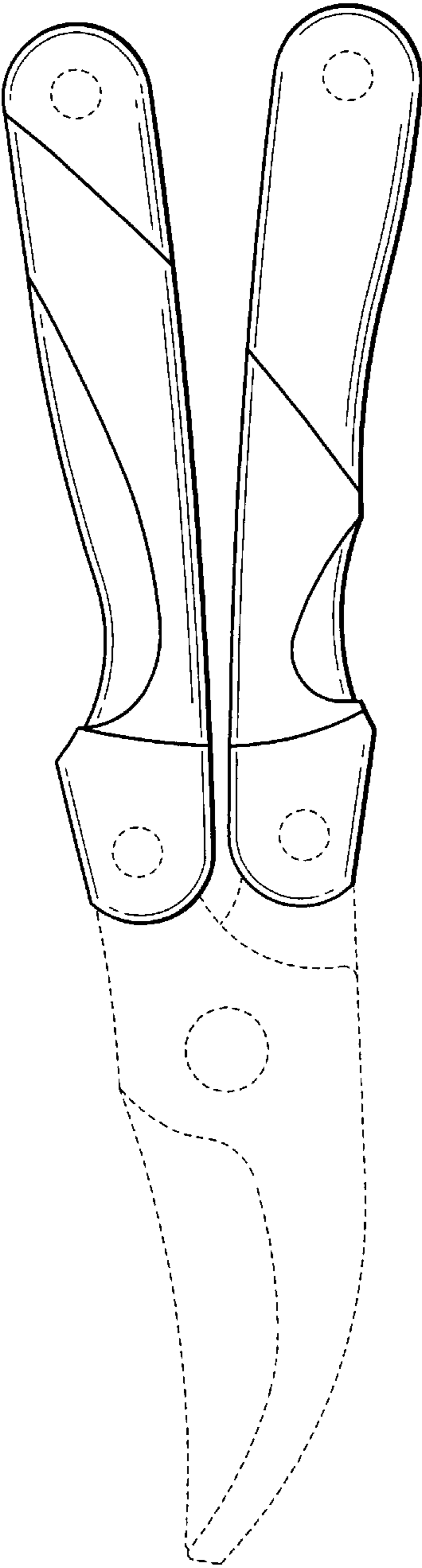


FIG. 3

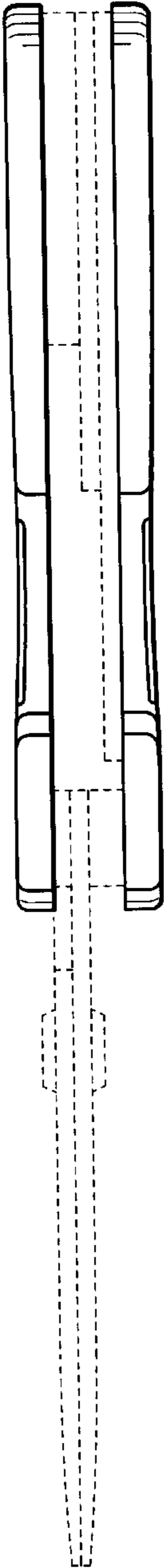


FIG. 5

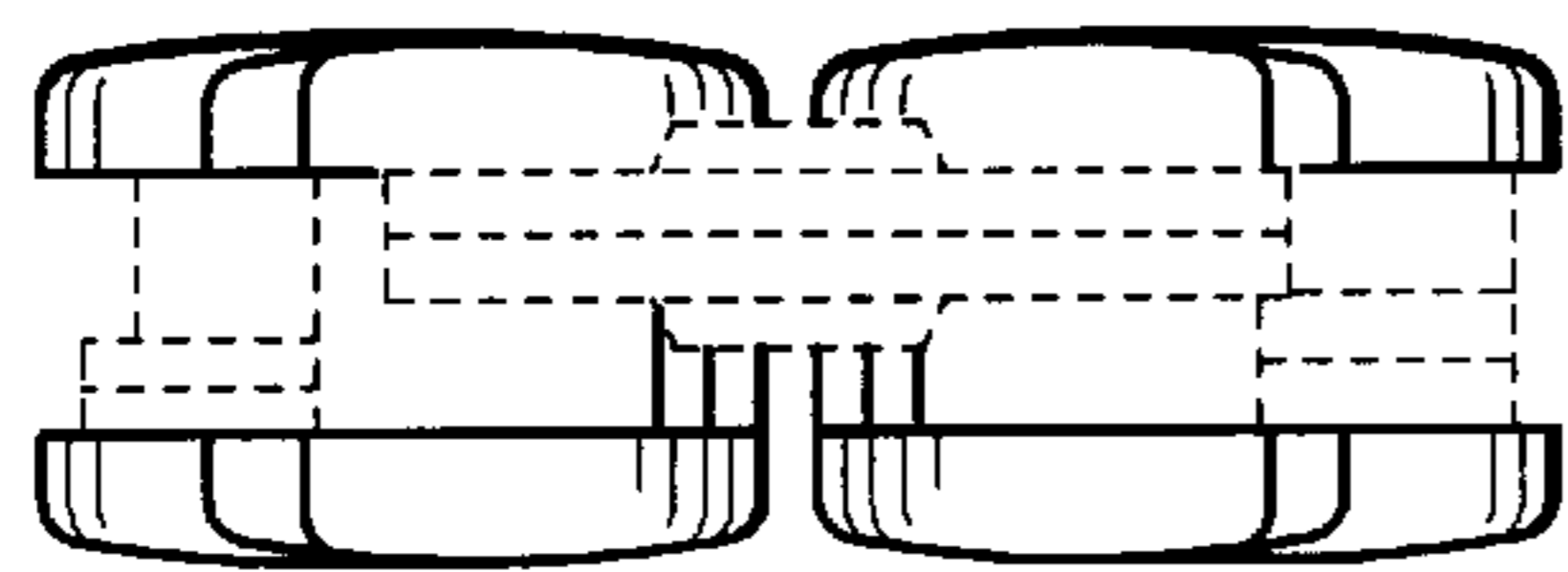


FIG. 6

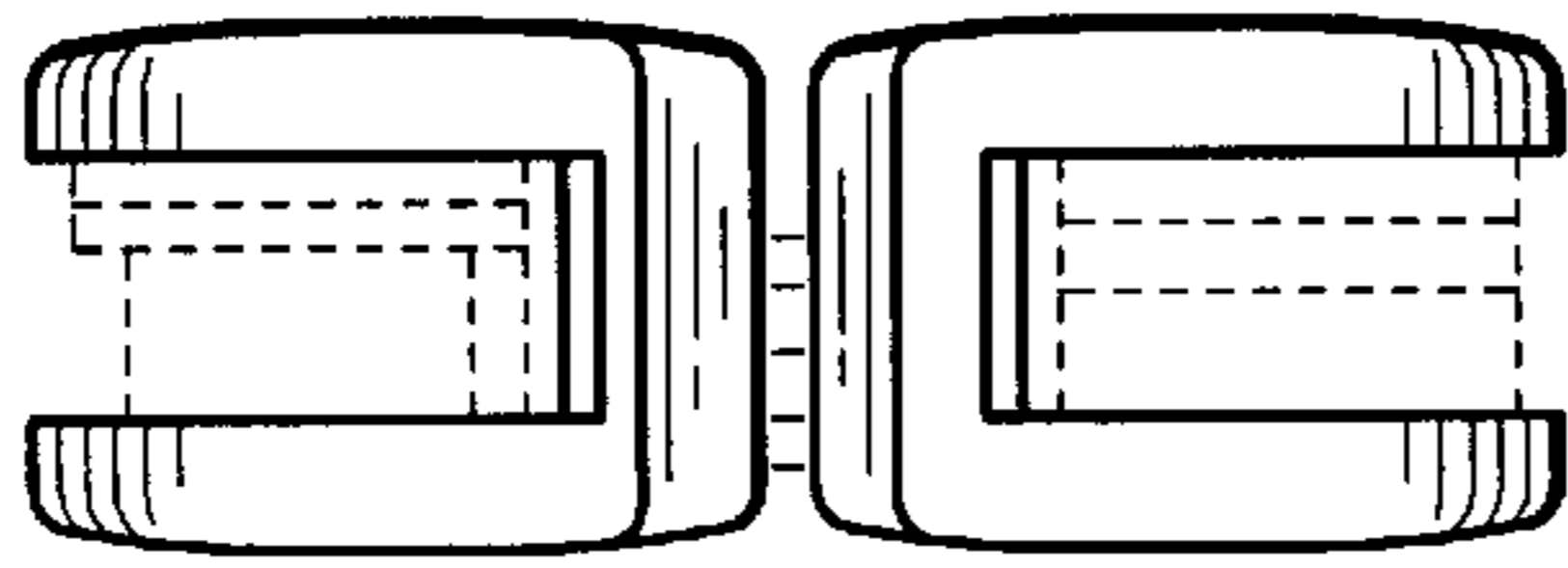


FIG. 7

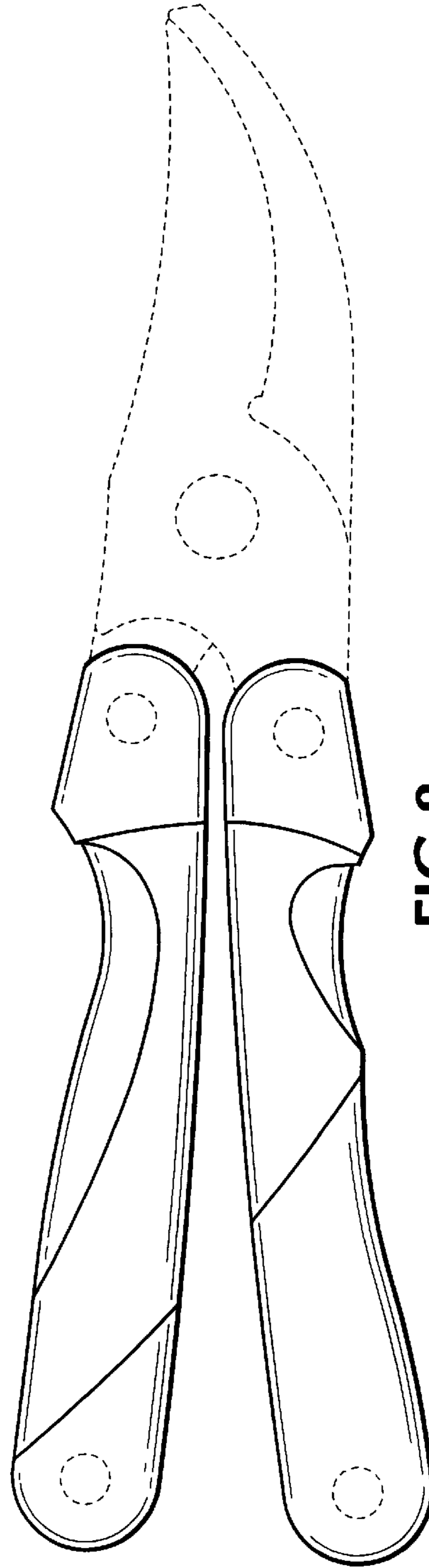


FIG. 8