

US00D541611S

(12) **United States Design Patent**
Aglassinger

(10) **Patent No.:** **US D541,611 S**

(45) **Date of Patent:** **** May 1, 2007**

(54) **CORDLESS SCREWDRIVER**

(75) Inventor: **Hans-Peter Aglassinger**, Esslingen
(DE)

(73) Assignee: **Robert Bosch GmbH**, Stuttgart (DE)

(**) Term: **14 Years**

(21) Appl. No.: **29/261,595**

(22) Filed: **Jun. 16, 2006**

(30) **Foreign Application Priority Data**

Jan. 26, 2006 (EP) 000469846

(51) **LOC (8) Cl.** **08-04**

(52) **U.S. Cl.** **D8/68**

(58) **Field of Classification Search** D8/14.1,
D8/61, 62, 63, 64, 65, 66, 67, 68, 69, 70;
81/57.11, 429, 464, 465, 466, 469, 489; 173/13,
173/104, 114, 168, 169, 170, 171, 178, 201,
173/211, 213, 217; 408/20, 124, 125, 234,
408/241 R; 451/358; 310/50; 227/8, 113,
227/114, 120, 130, 136, 142

See application file for complete search history.

(56) **References Cited**

U.S. PATENT DOCUMENTS

- D154,713 S * 8/1949 Robillard D8/68
- D229,280 S * 11/1973 Sciascia D8/68
- 4,448,098 A * 5/1984 Totsu 81/57.11
- D462,593 S * 9/2002 Nottingham et al. D8/68

- D468,610 S * 1/2003 Chien D8/68
- D486,713 S * 2/2004 Lai D8/68
- D502,854 S * 3/2005 Ng D8/68
- D513,160 S * 12/2005 DeBoer et al. D8/68
- D516,889 S * 3/2006 Aglassinger D8/68
- D520,835 S * 5/2006 Aglassinger D8/68
- D524,133 S * 7/2006 Wu D8/68
- D524,625 S * 7/2006 Wu D8/68
- D527,236 S * 8/2006 Wu D8/68

* cited by examiner

Primary Examiner—T. Chase Nelson

(74) *Attorney, Agent, or Firm*—Michael J. Striker

(57) **CLAIM**

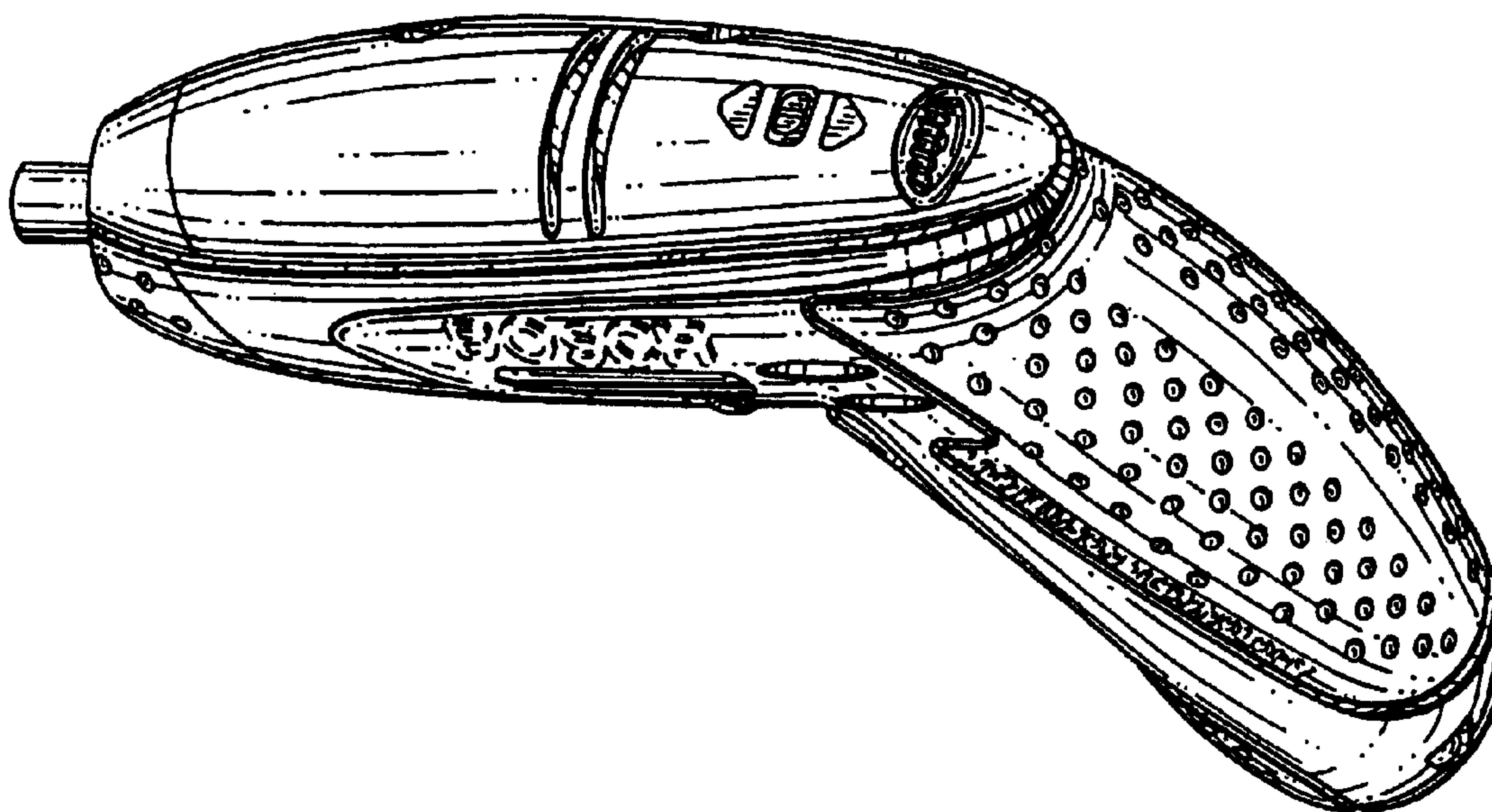
The ornamental design for a cordless screwdriver, as shown and described.

DESCRIPTION

FIG. 1 is a perspective view of a cordless-screwdriver showing my new design;
FIG. 2 is a side view thereof;
FIG. 3 is a front view thereof;
FIG. 4 is a top view thereof;
FIG. 5 is a rear view thereof;
FIG. 6 is the opposite side view of FIG. 2 thereof; and,
FIG. 7 is a bottom view thereof.

The trademark Bosch, appearing in broken lines, is owned by Robert Bosch GmbH; and it, as well as the other broken line indicia seen on the body of the cordless screwdriver, forms no part of the claimed design.

1 Claim, 7 Drawing Sheets



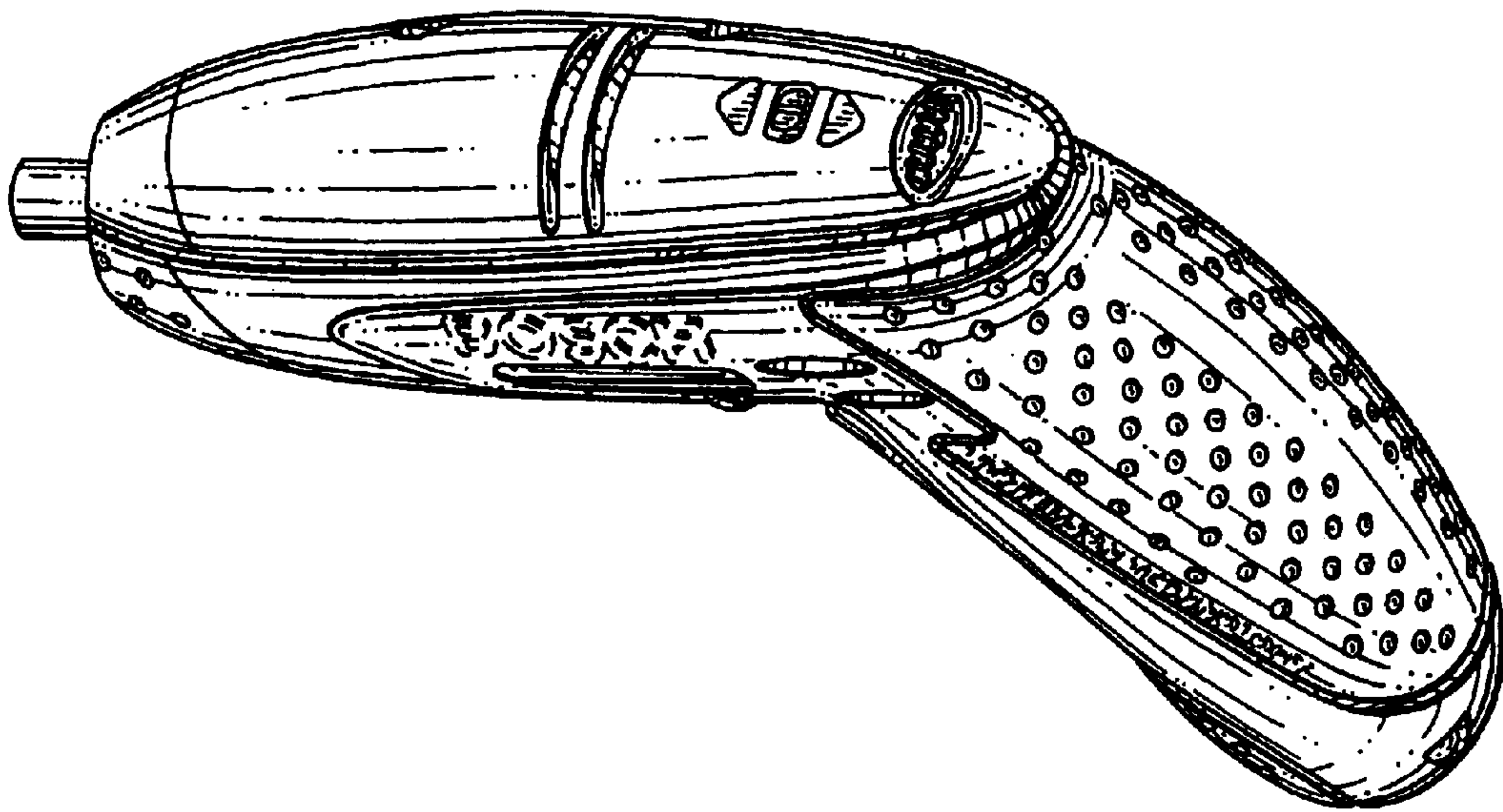


FIG. 1

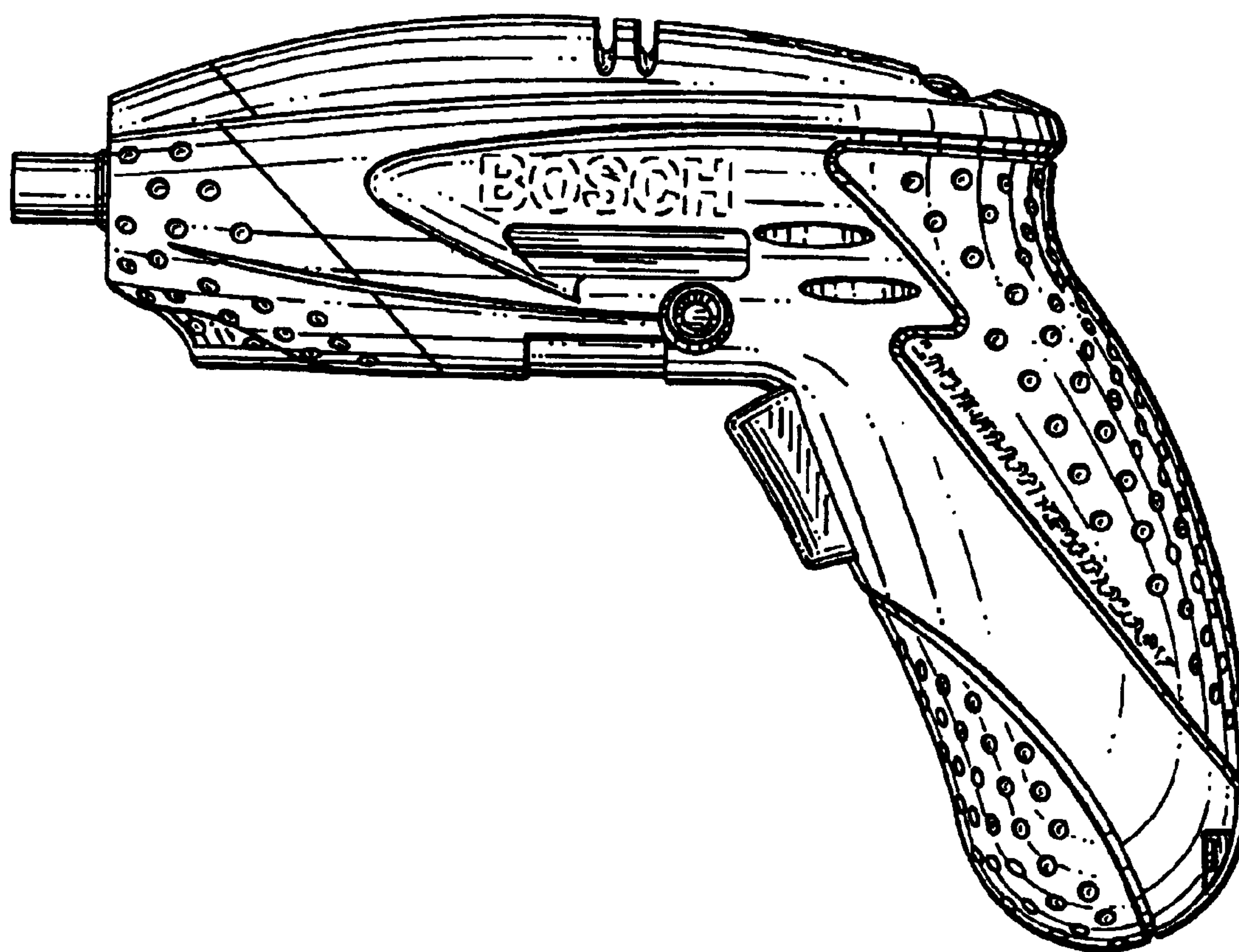


FIG. 2




FIG. 3

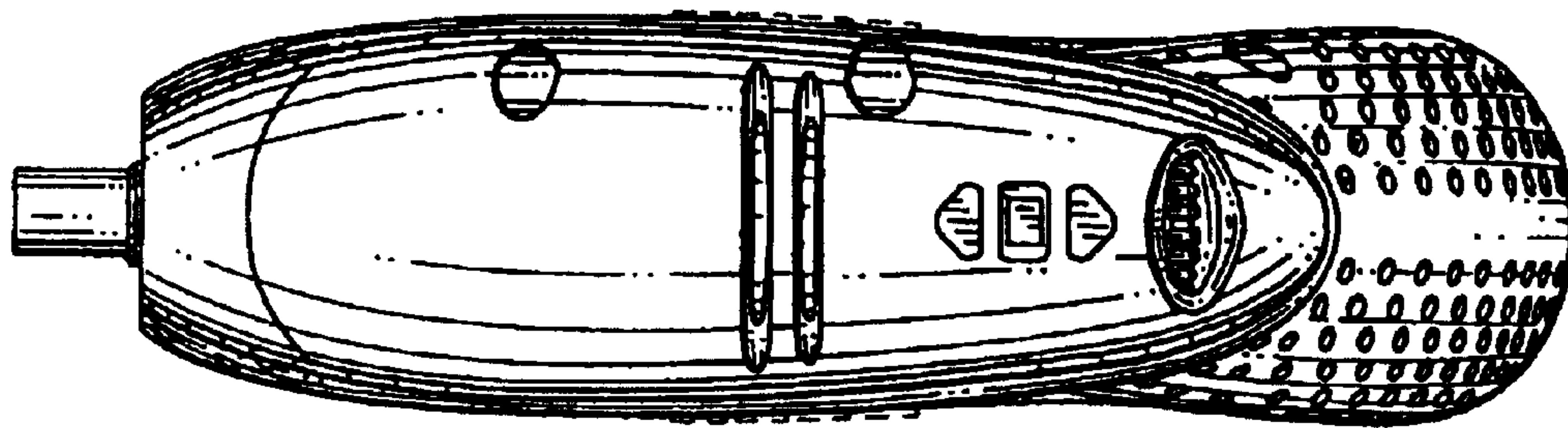


FIG. 4

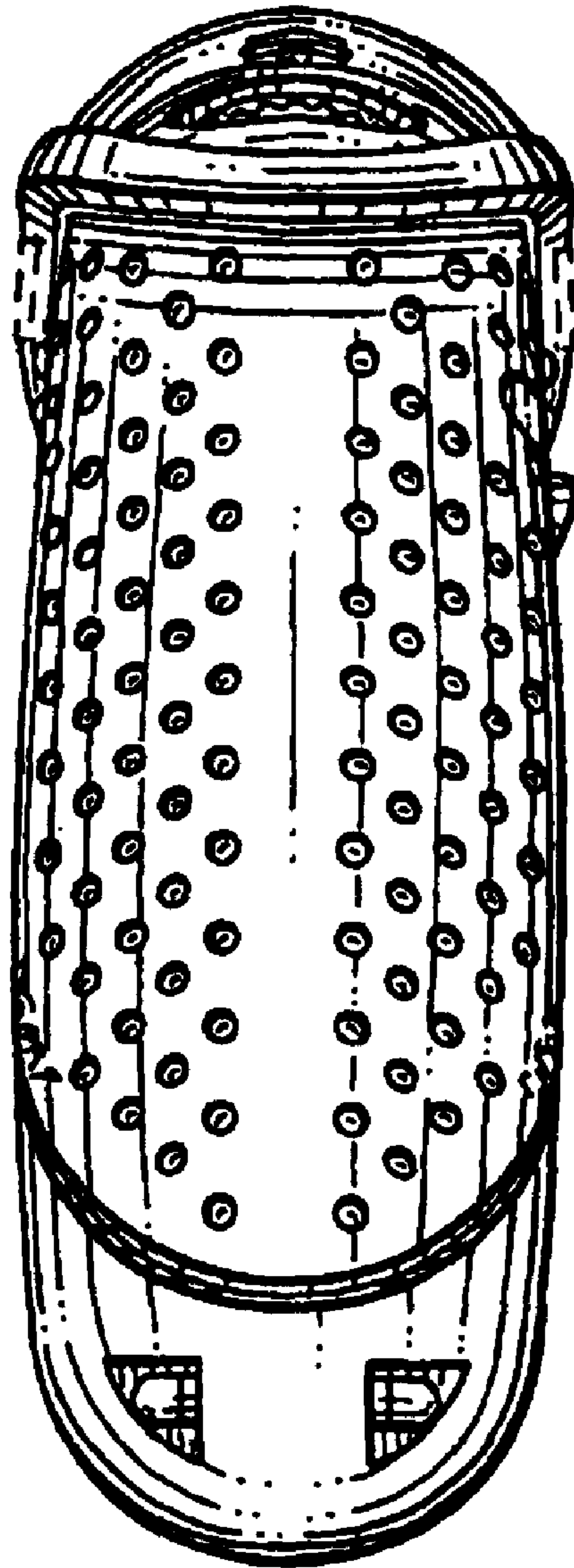


FIG. 5

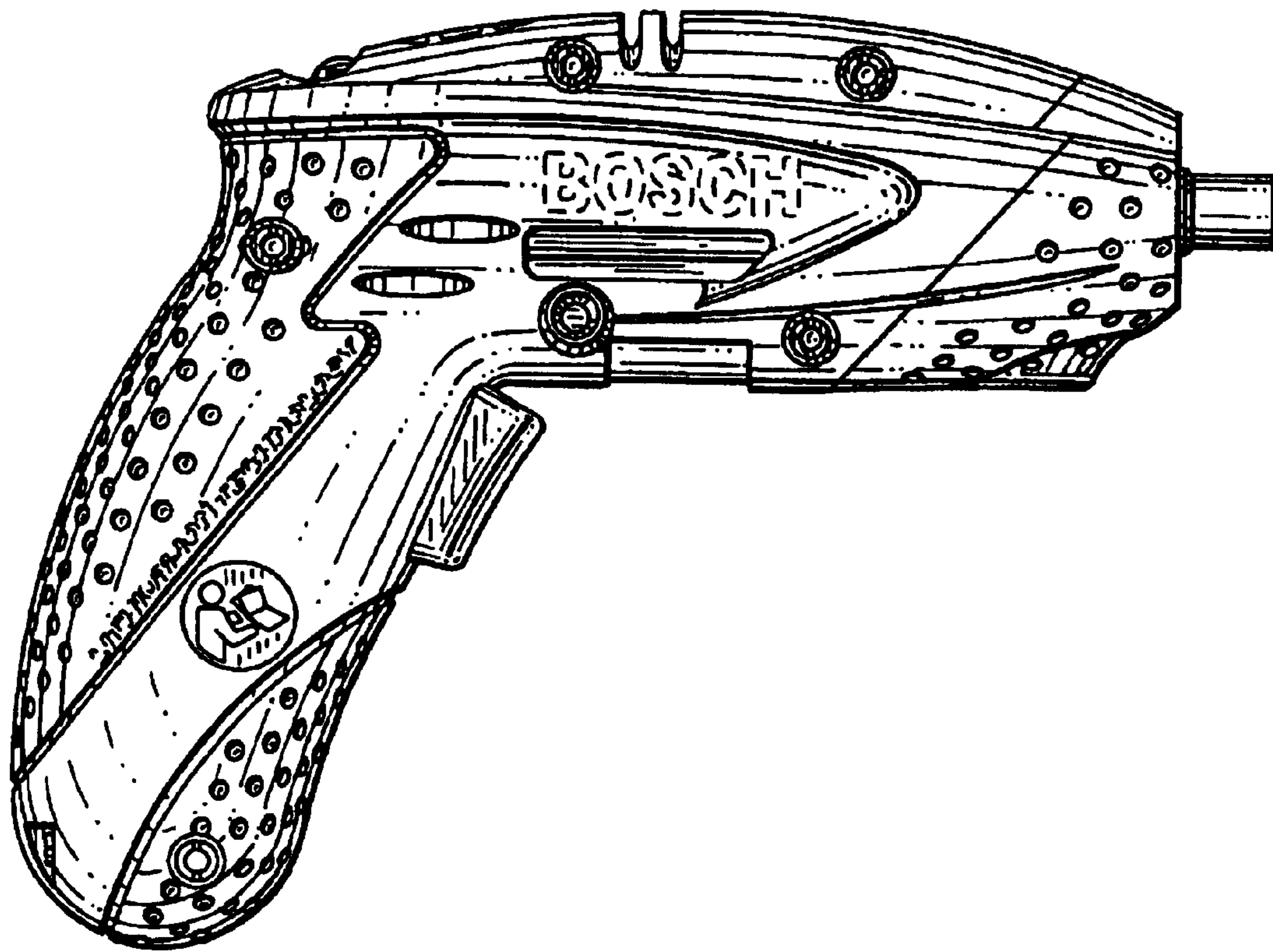


FIG. 6

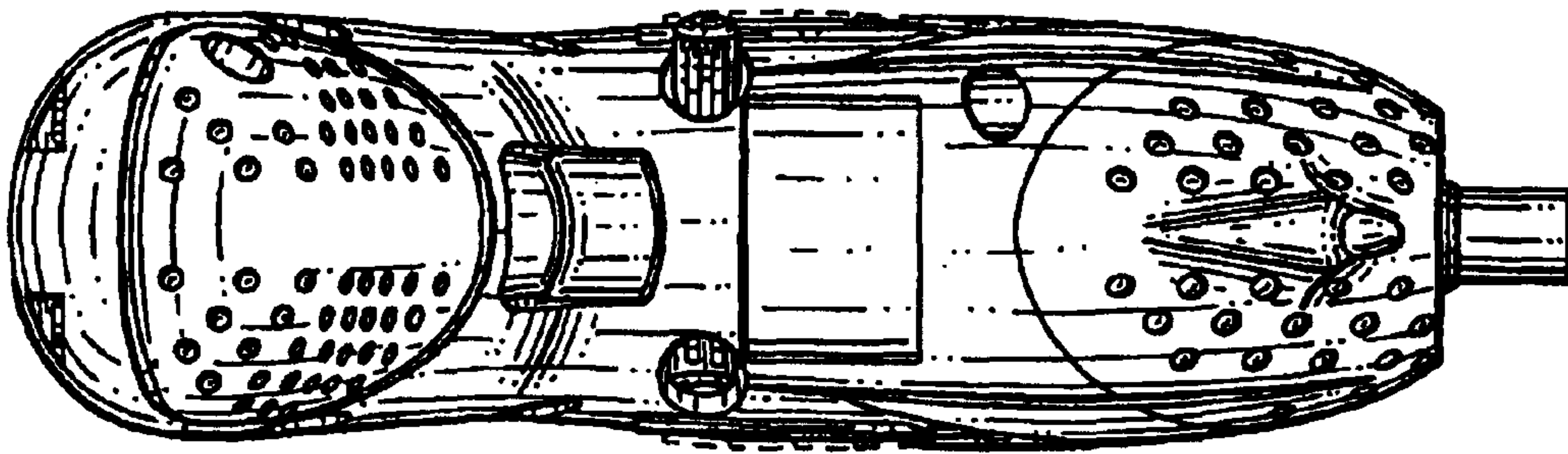


FIG. 7