



US00D541604S

(12) **United States Design Patent**
Goodman et al.

(10) **Patent No.:** **US D541,604 S**

(45) **Date of Patent:** **** May 1, 2007**

(54) **MULTIPLE BOTTLE WINE RACK**

(75) Inventors: **Sheldon H. Goodman**, Solon, OH
(US); **Kent W. Murphy**, Wooster, OH
(US)

(73) Assignee: **Spectrum Diversified Designs, Inc.**,
Streetsboro, OH (US)

(**) Term: **14 Years**

(21) Appl. No.: **29/255,704**

(22) Filed: **Mar. 10, 2006**

(51) **LOC (8) Cl.** **06-04**

(52) **U.S. Cl.** **D7/704**

(58) **Field of Classification Search** D7/701-708,
D7/600.1-600.4; D6/405, 411, 457, 458,
D6/462-467, 475, 566, 569-571; 211/13.1,
211/74, 71.01, 70.6, 70.7, 181.1
See application file for complete search history.

(56) **References Cited**

U.S. PATENT DOCUMENTS

D243,738 S * 3/1977 Johnson D7/704

4,093,076 A * 6/1978 Newton 211/74
D272,699 S * 2/1984 Godfrey D7/701
D399,710 S * 10/1998 Brown D7/708
D414,991 S * 10/1999 Brown D7/701
6,523,705 B2 * 2/2003 Henderson et al. 211/74
D472,432 S * 4/2003 Goodman et al. D7/704

* cited by examiner

Primary Examiner—Terry A. Wallace

(74) *Attorney, Agent, or Firm*—Pearne & Gordon LLP


(57) **CLAIM**

The ornamental design for a multiple bottle wine rack, as shown and described.

DESCRIPTION

FIG. 1 is a perspective view of a multiple bottle wine rack showing our new design;
FIG. 2 is a front elevational view thereof;
FIG. 3 is a top plane view thereof; and,
FIG. 4 is side elevational view thereof.

1 Claim, 2 Drawing Sheets



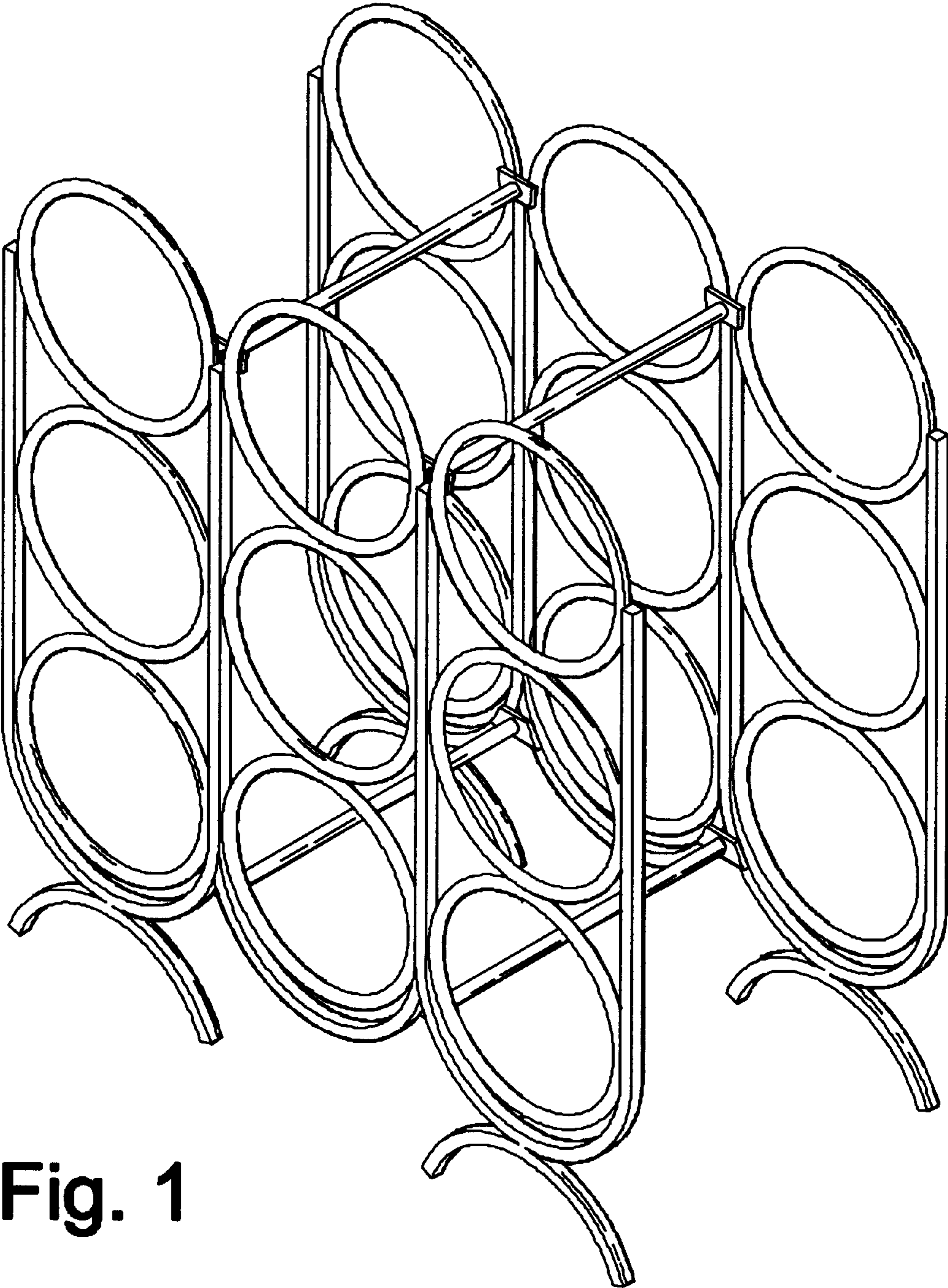


Fig. 1




Fig. 3




Fig. 2




Fig. 4