



US00D541602S

(12) **United States Design Patent**  
**Yu**

(10) **Patent No.:** **US D541,602 S**

(45) **Date of Patent:** **\*\* May 1, 2007**

(54) **CULINARY UTENSIL**

(75) Inventor: **Siu Kwan Yu**, Kowloon (HK)

(73) Assignee: **Maxpat Trading & Marketing (Far East) Limited**, Tsimshatsui (HK)

(\*\*) Term: **14 Years**

(21) Appl. No.: **29/247,617**

(22) Filed: **Jun. 29, 2006**

**Related U.S. Application Data**

(63) Continuation-in-part of application No. 29/127,700, filed on May 11, 2005, now abandoned.

(51) **LOC (8) Cl.** ..... **07-04**

(52) **U.S. Cl.** ..... **D7/692; D7/688**

(58) **Field of Classification Search** ..... D7/680-696,  
D7/393, 395; 294/7, 8, 56; 30/326-328; 15/236.01,  
15/236.07, 245

See application file for complete search history.

(56) **References Cited**

**U.S. PATENT DOCUMENTS**

2,382,304 A \* 8/1945 Foltz et al. .... 30/343

D302,776 S \* 8/1989 Hiscott et al. .... D7/692

D379,746 S \* 6/1997 Savicki ..... D7/692

D396,389 S \* 7/1998 Durbin ..... D7/692

6,453,562 B1 \* 9/2002 Hakim ..... 30/324

D487,679 S \* 3/2004 Overthun et al. .... D7/692

\* cited by examiner

*Primary Examiner*—Terry A. Wallace

(74) *Attorney, Agent, or Firm*—Smith-Hill and Bedell

(57) **CLAIM**

The ornamental design for “culinary utensil,” as shown and described.

**DESCRIPTION**

FIG. 1 is a perspective view showing a “culinary utensil” showing my new design;

FIG. 2 is a top view thereof;

FIG. 3 is a bottom view thereof;


FIG. 4 is a side view thereof;

FIG. 5 is another side view thereof;

FIG. 6 is a front view thereof; and,

FIG. 7 is a rear view thereof.

**1 Claim, 6 Drawing Sheets**



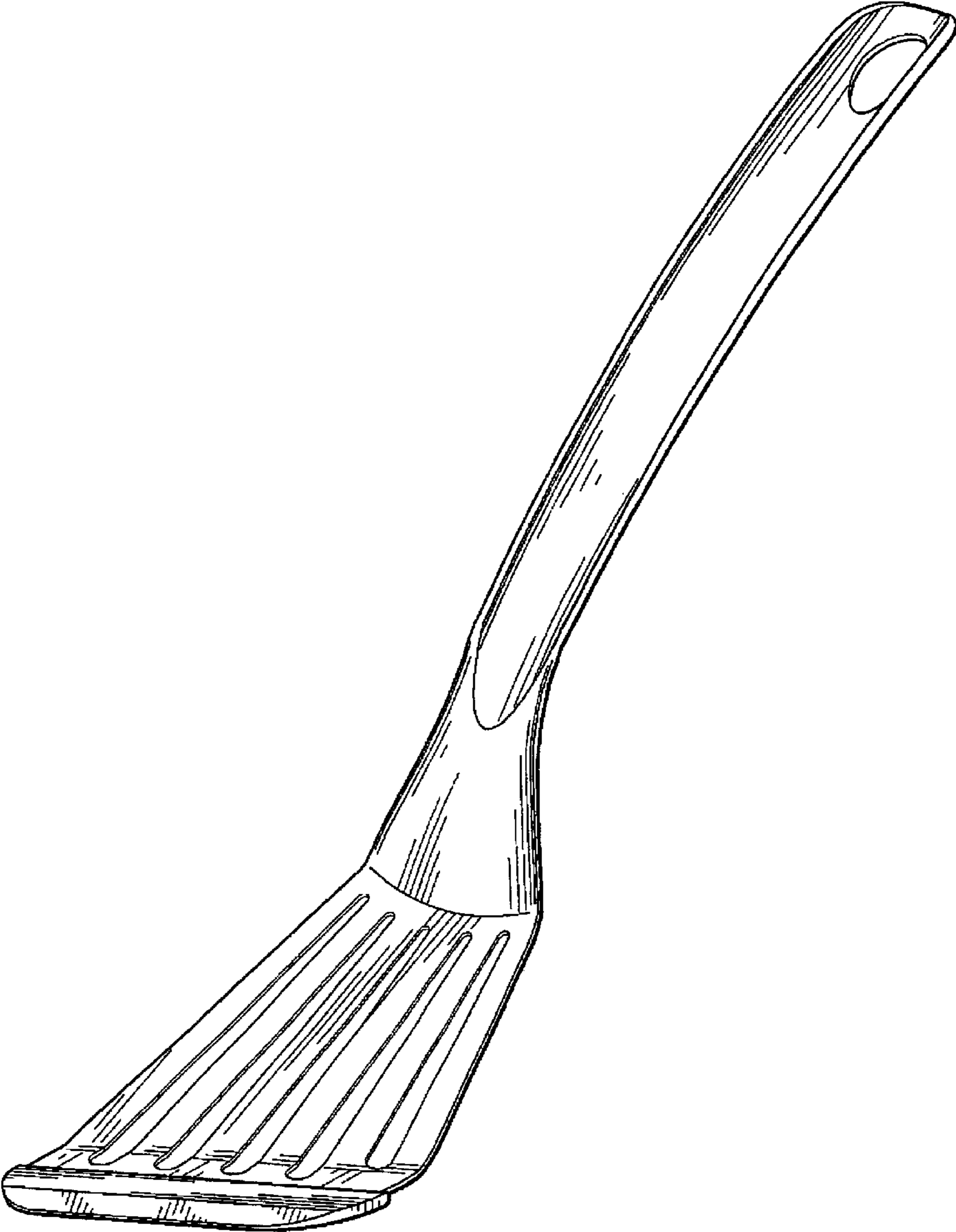


FIG. 1

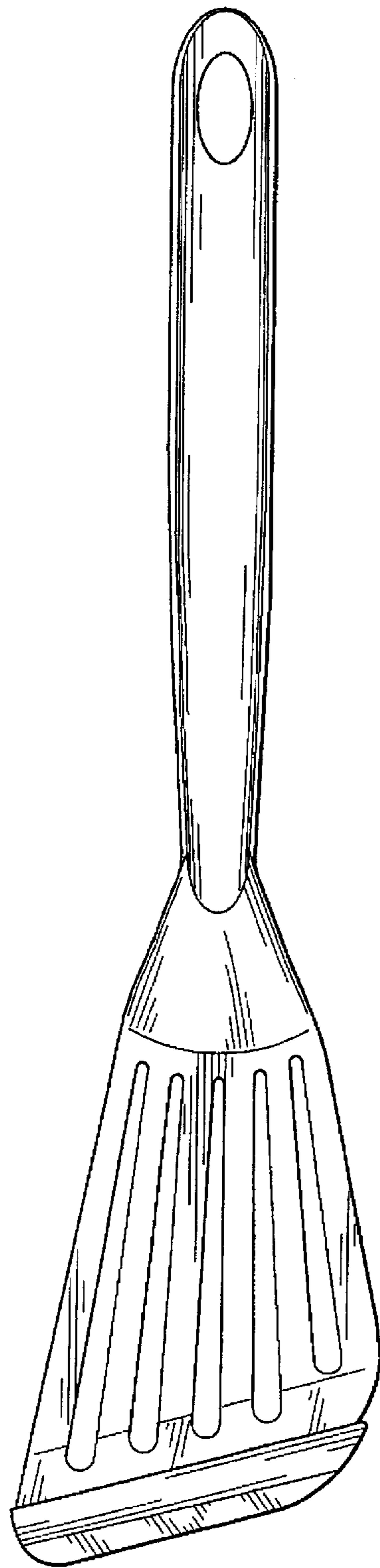


FIG. 2

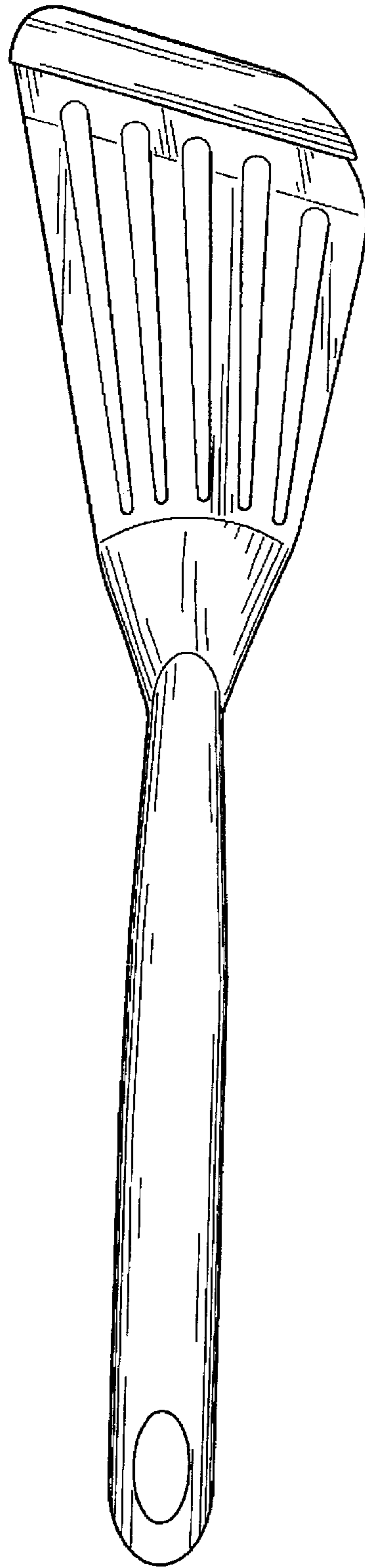


FIG. 3




FIG. 4




FIG. 5

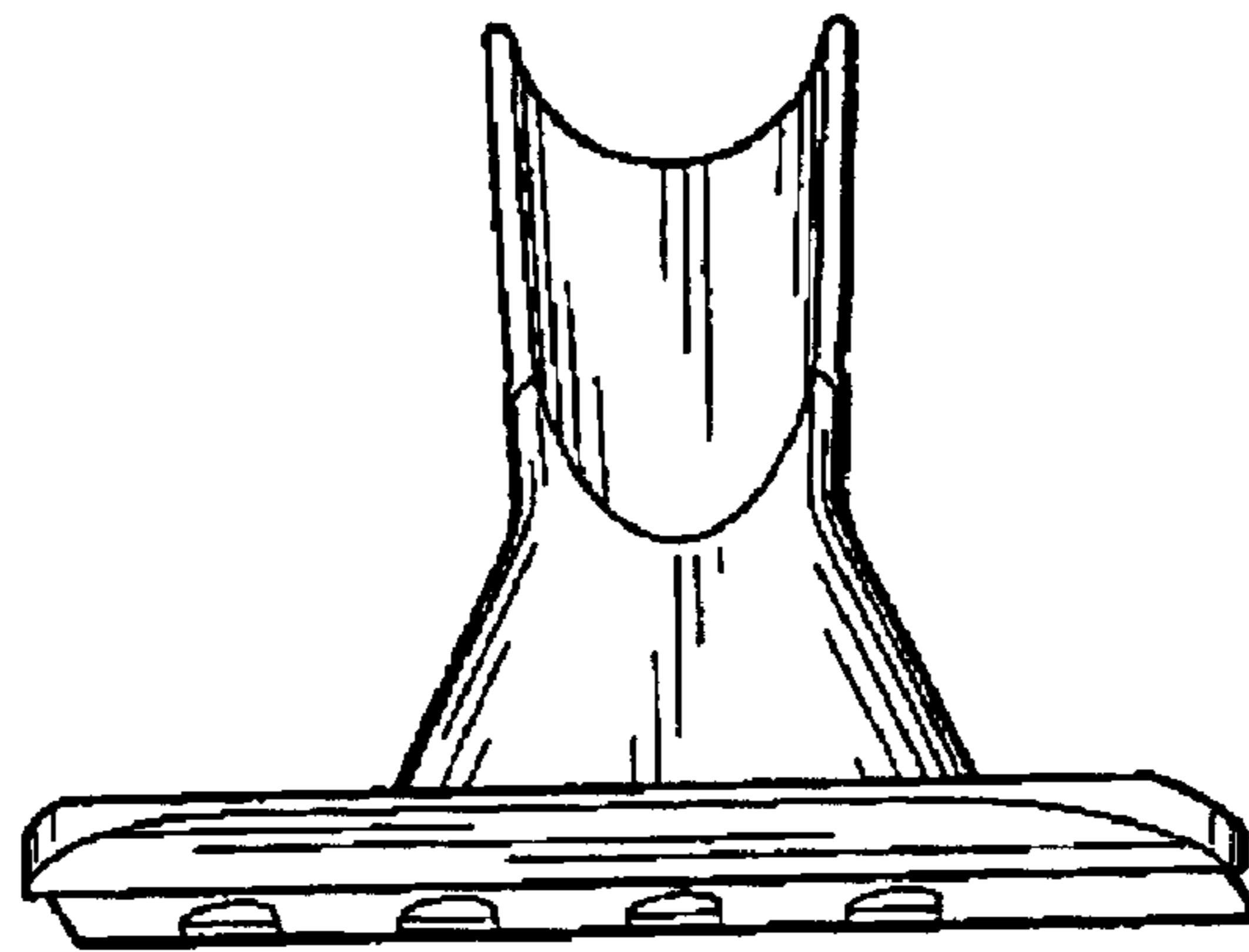


FIG. 6

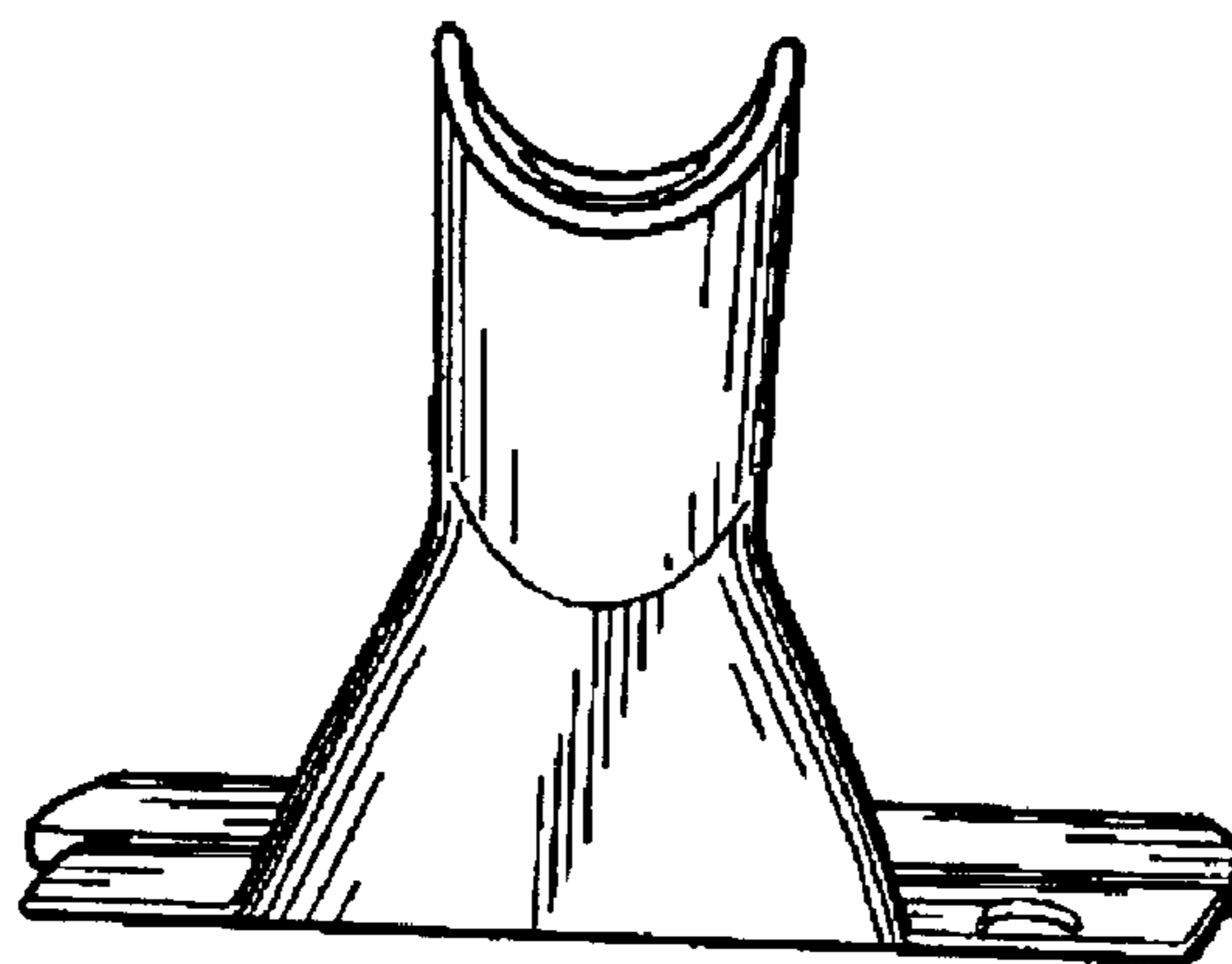


FIG. 7