



US00D541597S

(12) **United States Design Patent**
Garrard et al.

(10) **Patent No.:** **US D541,597 S**

(45) **Date of Patent:** **** May 1, 2007**

(54) **ATTACHABLE BEVERAGE COASTER**

D349,217 S * 8/1994 Spencer D7/625
D514,394 S * 2/2006 McWilliams D7/625

(76) Inventors: **Carrie Olsen Garrard**, 526 Cooper Dr., Benicia, CA (US) 94510; **Ian Robert Garrard**, 526 Cooper Dr., Benicia, CA (US) 94510

* cited by examiner

Primary Examiner—Terry A. Wallace

(**) Term: **14 Years**

(57) **CLAIM**

The ornamental design for a attachable beverage coaster, as shown and described.

(21) Appl. No.: **29/261,736**

(22) Filed: **Jun. 19, 2006**

DESCRIPTION

(51) **LOC (8) Cl.** **07-06**

FIG. 1 is a perspective view of an attachable beverage coaster showing our new design, the broken lines are for illustrative purposes only and form no part of the claimed design;

(52) **U.S. Cl.** **D7/625**

(58) **Field of Classification Search** D7/619.1-625;
D2/926, 897, 976; 215/386, 392-395; 248/346.11,
248/311.2

FIG. 2 is a top view thereof;

FIG. 3 is a front view thereof;

FIG. 4 is a back view thereof;

See application file for complete search history.

FIG. 5 is a right side view, the left hand view being a mirror image thereof; and,

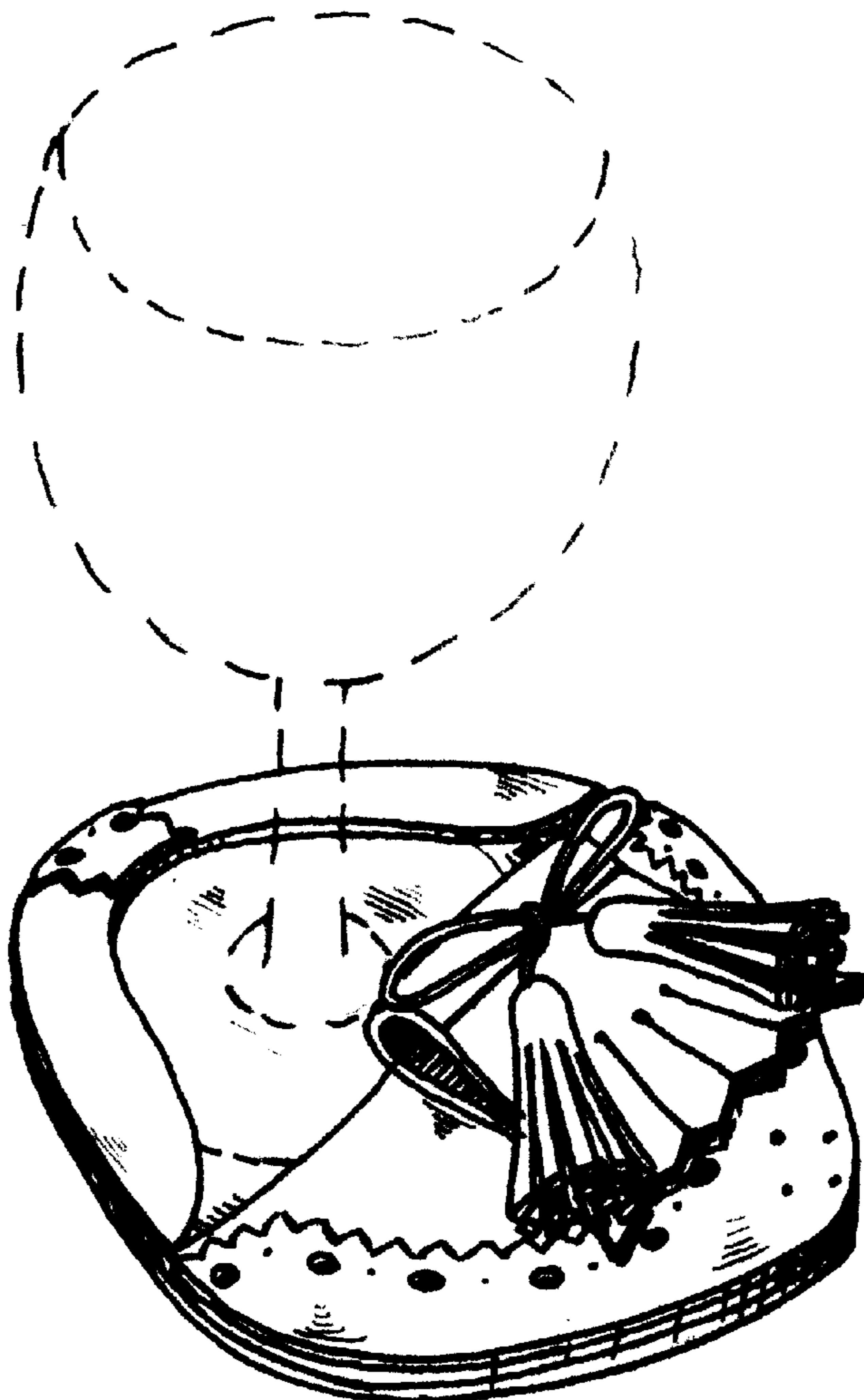
FIG. 6 is a bottom view.

(56) **References Cited**

U.S. PATENT DOCUMENTS

D103,602 S * 3/1937 Spalbury D2/976
D261,848 S * 11/1981 Hayden, Jr. D7/625

1 Claim, 1 Drawing Sheet



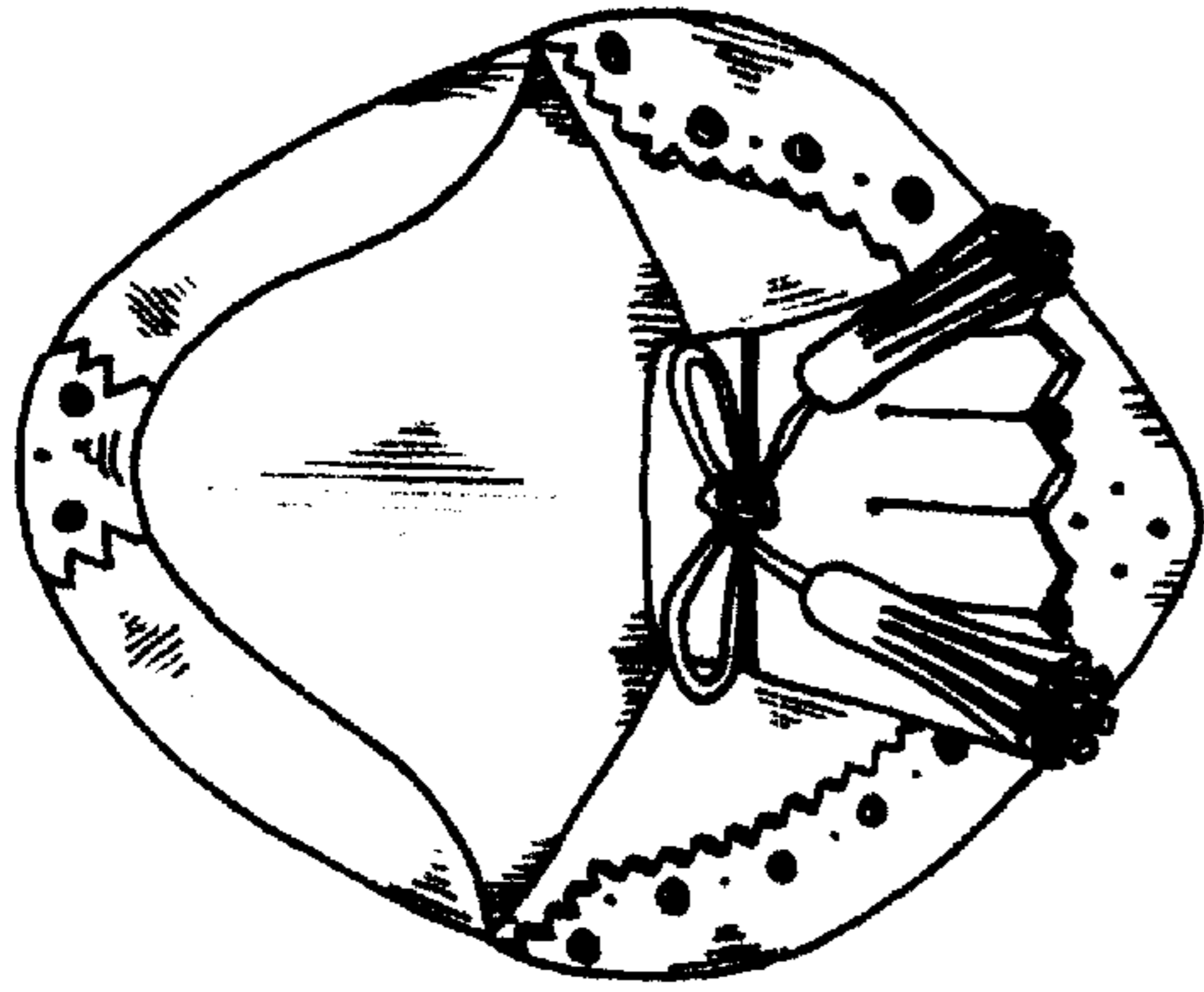


Fig. 2




Fig. 3



Fig. 4




Fig. 5

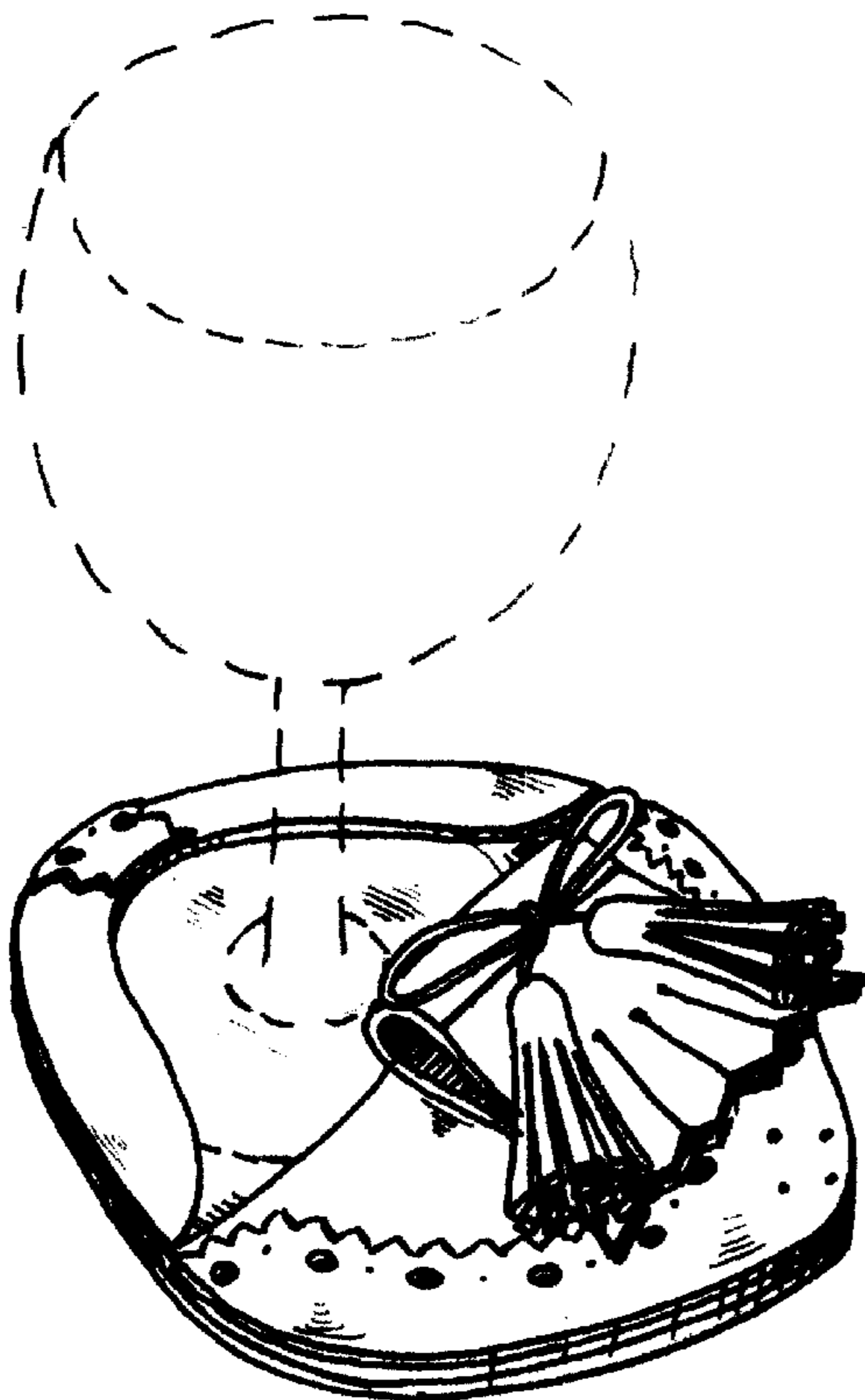


Fig. 1




Fig. 6