

US00D541595S

(12) **United States Design Patent**  
**Barnes**

(10) **Patent No.:** **US D541,595 S**

(45) **Date of Patent:** **\*\* May 1, 2007**

(54) **COASTER**

D489,578 S \* 5/2004 Lai ..... D7/624.1

(75) Inventor: **Judy Barnes**, 1312 NW. 170th St.,  
Edmond, OK (US) 73003

\* cited by examiner

(73) Assignee: **Judy Barnes**, Edmond, OK (US)

*Primary Examiner*—Terry A. Wallace

(\*\*) Term: **14 Years**

(74) *Attorney, Agent, or Firm*—Dunlap Coddling & Rogers,  
P.C.

(21) Appl. No.: **29/260,812**

(57) **CLAIM**

(22) Filed: **Jun. 1, 2006**

The ornamental design for a coaster, as shown and  
described.

(51) **LOC (8) Cl.** ..... **07-06**

**DESCRIPTION**

(52) **U.S. Cl.** ..... **D7/624.1**

FIG. 1 is a top plan view of a coaster showing my new  
design;

(58) **Field of Classification Search** ..... D7/624.1–625,  
D7/388; 248/346.11, 311.2; 215/386, 392–395

FIG. 2 is a bottom plan view thereof;

See application file for complete search history.

FIG. 3 is a side elevational view thereof;

(56) **References Cited**

FIG. 4 is a side elevational view thereof opposite that shown  
in FIG. 3;

**U.S. PATENT DOCUMENTS**

FIG. 5 is a rear elevational view thereof; and,

340,430 A \* 4/1886 Donnelly ..... 248/346.11  
D387,251 S \* 12/1997 Trombley ..... D7/625

FIG. 6 is a front elevational view thereof.

**1 Claim, 1 Drawing Sheet**






Fig. 3




Fig. 1



Fig. 4

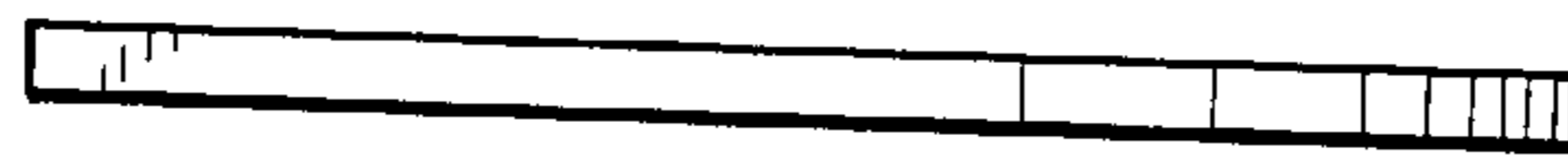


Fig. 5

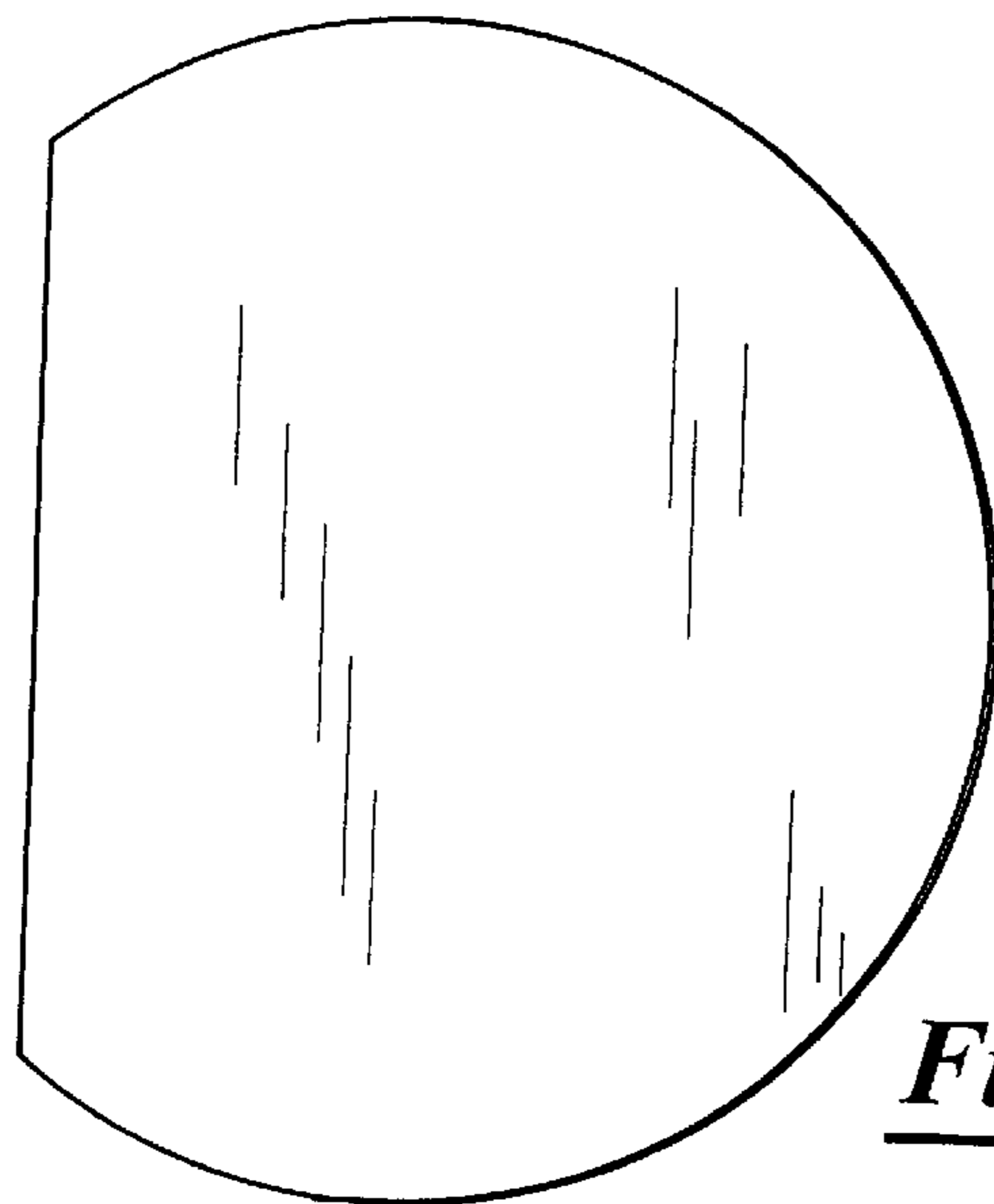


Fig. 2

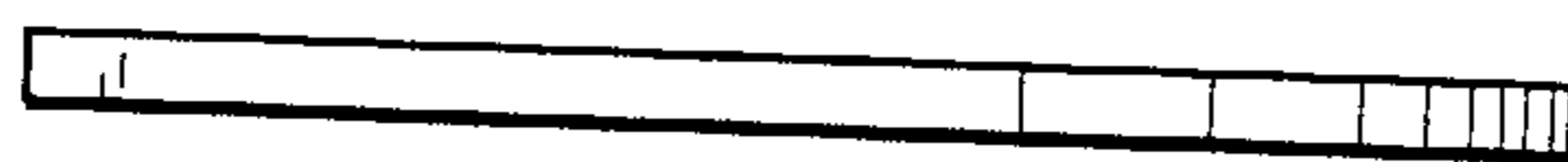


Fig. 6