



US00D541564S

(12) **United States Design Patent** (10) **Patent No.:** **US D541,564 S**  
**Snell** (45) **Date of Patent:** **\*\* May 1, 2007**

(54) **TOILET TISSUE ROLL RESERVE**

(75) Inventor: **Russell Benton Snell**, Bentleyville, OH (US)

(73) Assignee: **InterDesign, Inc.**, Solon, OH (US)

(\*\*) Term: **14 Years**

(21) Appl. No.: **29/221,853**

(22) Filed: **Jan. 21, 2005**

(51) **LOC (8) Cl.** ..... **06-07**

(52) **U.S. Cl.** ..... **D6/523**

(58) **Field of Classification Search** ..... D6/462,  
D6/458, 449, 455, 461, 523, 521, 518, 520,  
D6/524, 534, 577, 551; 211/24, 41.1, 41.7,  
211/41.4, 42, 53, 56, 58, 85, 95, 85.31, 144,  
211/90.03, 112, 115, 126.8, 181.1, 134, 133.2,  
211/153; 248/153, 175

See application file for complete search history.

(56) **References Cited**

**U.S. PATENT DOCUMENTS**

1,276,905	A	*	8/1918	Hall	.....	99/359
3,168,229	A	*	2/1965	Heifetz	.....	294/137
D361,449	S	*	8/1995	Rittenberg	.....	D6/462
D390,054	S	*	2/1998	Goodman	.....	D6/522
D390,726	S	*	2/1998	Arvans	.....	D6/462
D395,184	S	*	6/1998	St-Pierre et al.	.....	D6/517
D399,671	S	*	10/1998	Arvans	.....	D6/462
D472,412	S	*	4/2003	Goodman et al.	.....	D6/522
D525,466	S	*	7/2006	Lai	.....	D6/520

**OTHER PUBLICATIONS**

*2002 bath housewares storage*, p. 12, InterDesign, Inc. product brochure (with front and back covers).

*Bath housewares storage 2005*, pp. 12, 13, and 29, InterDesign, Inc. product brochure, 2005 (with front and back covers).

\* cited by examiner

*Primary Examiner*—Janice E. Seeger

*Assistant Examiner*—Sydney R. Buffalow

(74) *Attorney, Agent, or Firm*—D. Peter Hochberg; Sean Mellino

(57) **CLAIM**

The ornamental design for a toilet tissue roll reserve, as shown and described.

**DESCRIPTION**

FIG. 1 is a perspective view of the toilet tissue roll reserve according to the invention;

FIG. 2 is a top view of the toilet tissue roll reserve as shown in FIG. 1;

FIG. 3 is a front view of the toilet tissue roll reserve as shown in FIG. 1;

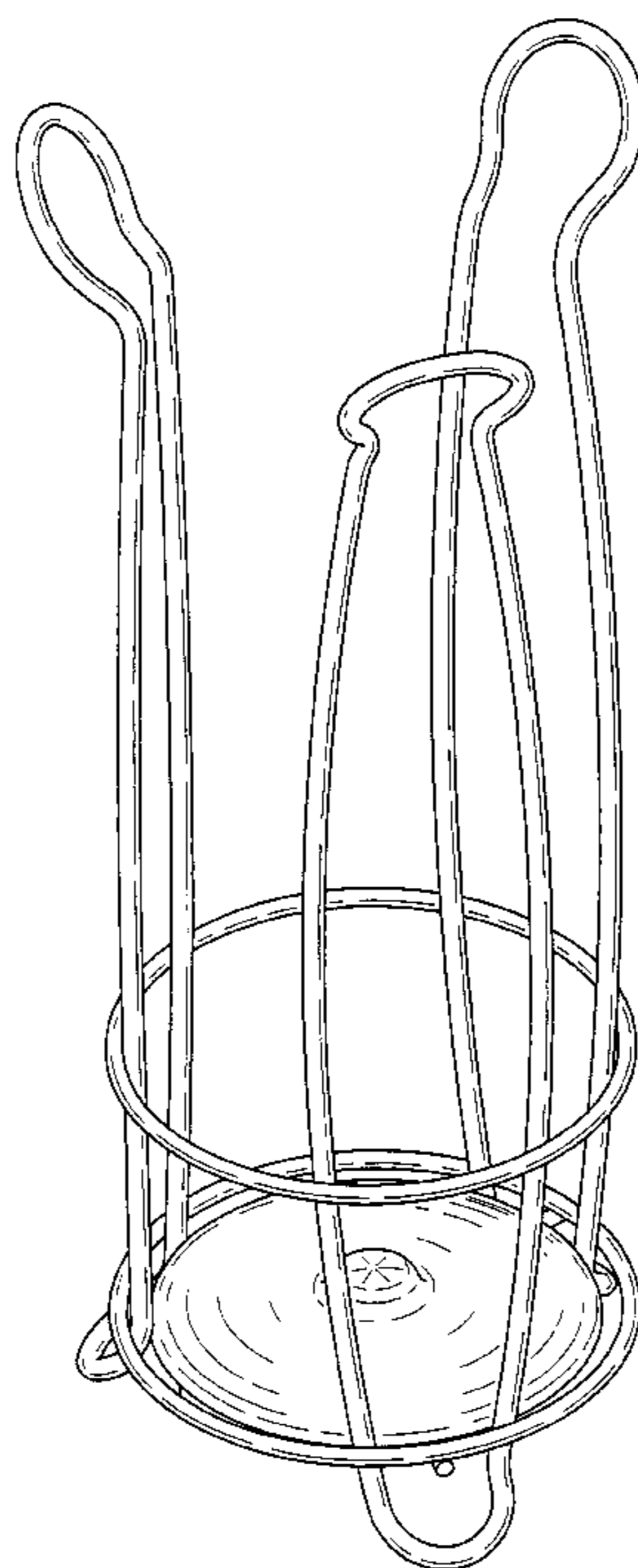
FIG. 4 is a side view of the toilet tissue roll reserve as shown in FIG. 1;

FIG. 5 is a rear view of the toilet tissue roll reserve as shown in FIG. 1; and

FIG. 6 is a side view of the toilet tissue roll reserve as shown in FIG. 1, shown from the opposite side as that shown in FIG. 4; and,

FIG. 7 is a bottom view of the toilet tissue roll reserve as shown in FIG. 1.

**1 Claim, 3 Drawing Sheets**



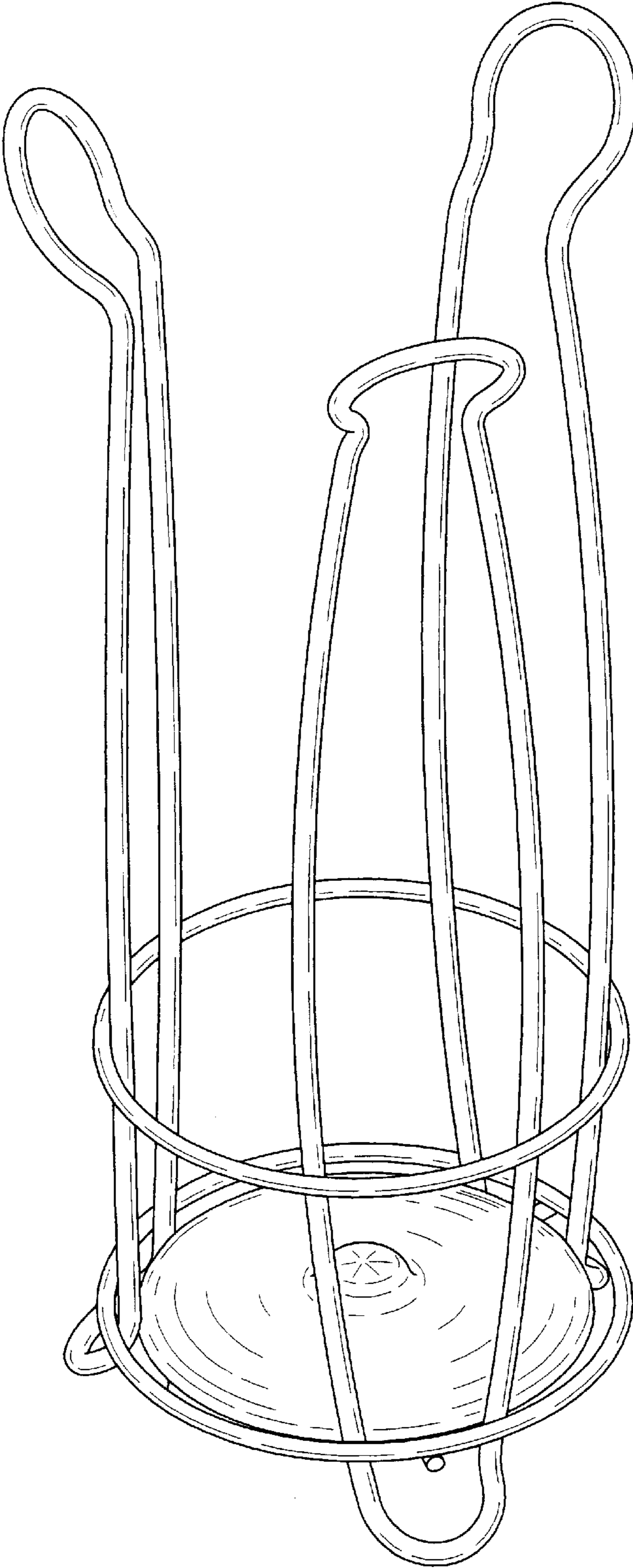


FIG-1




FIG-2

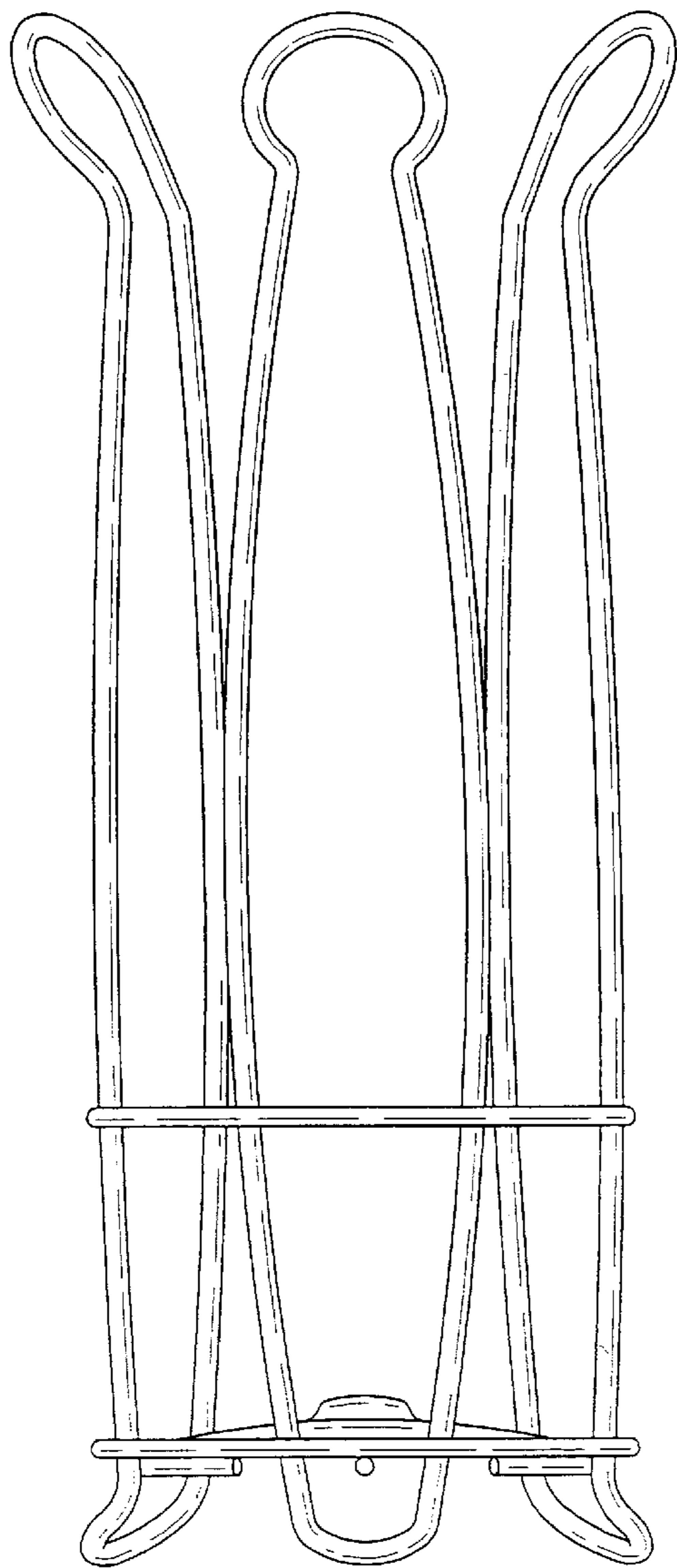


FIG-3

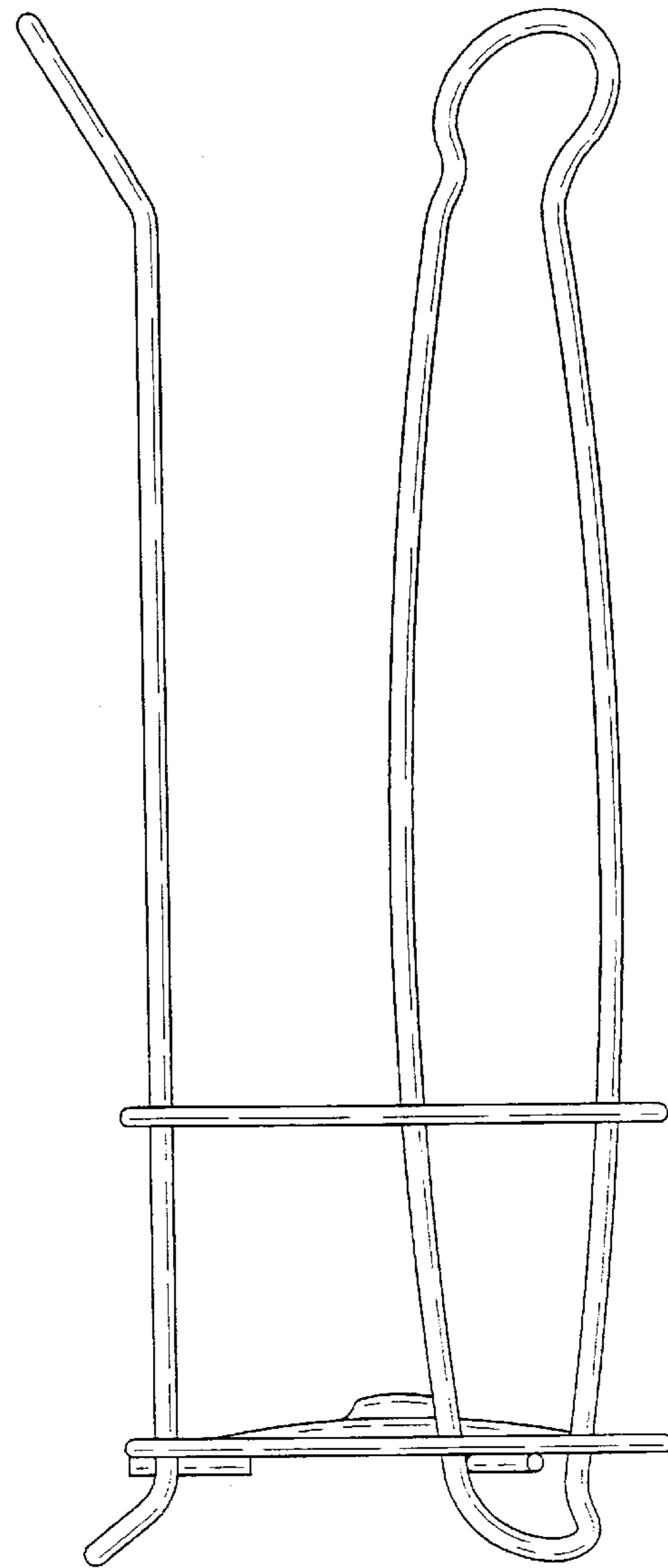


FIG-4

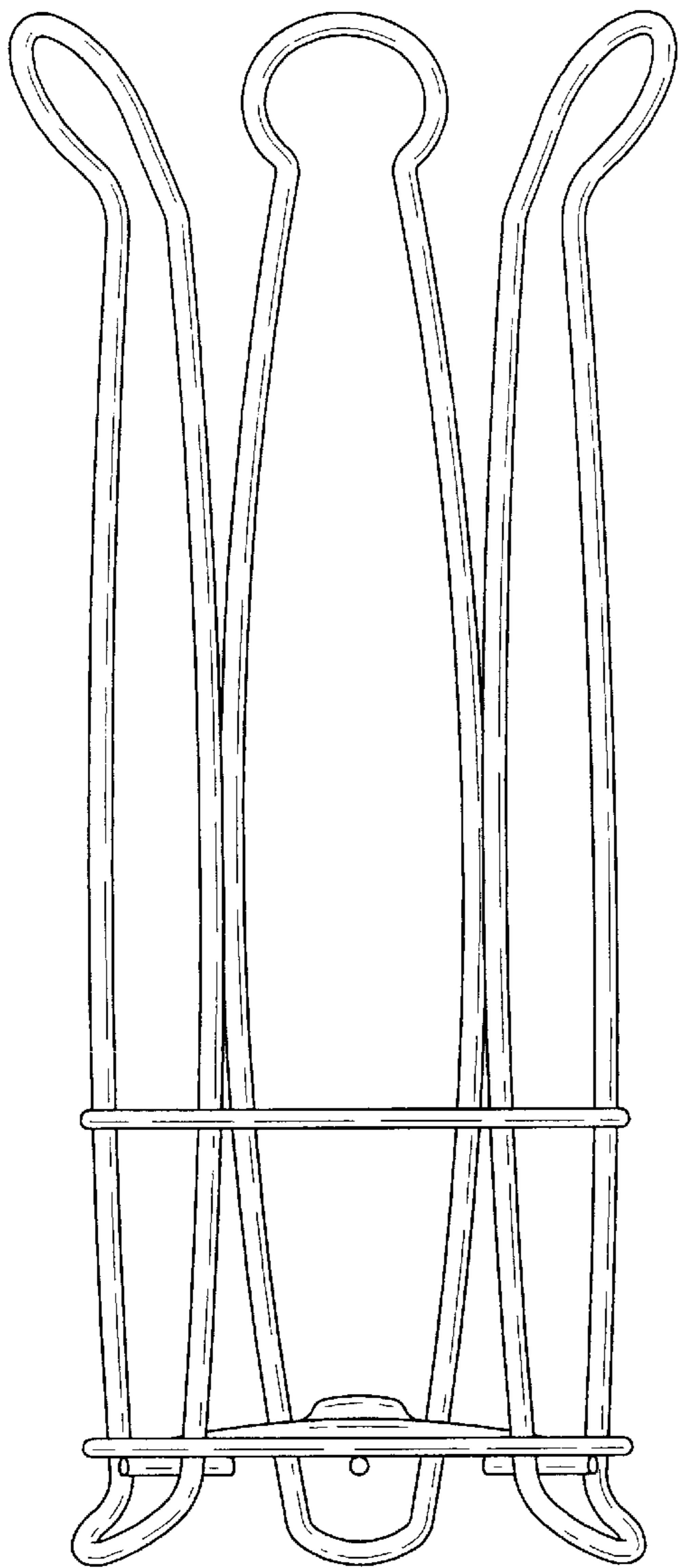


FIG-5

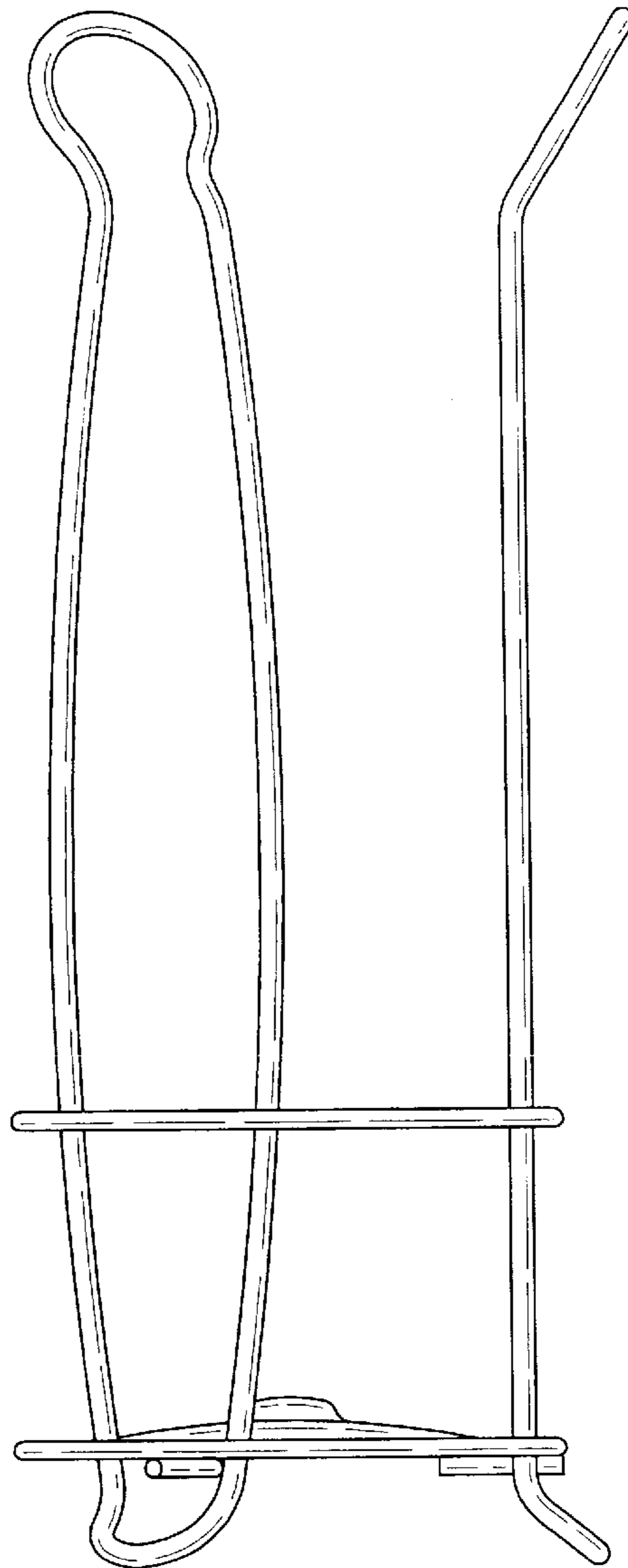


FIG-6




FIG-7