

US00D541557S

(12) **United States Design Patent** (10) **Patent No.:** **US D541,557 S**  
**Weatherly et al.** (45) **Date of Patent:** **\*\* May 1, 2007**

(54) **SHELF UNIT**

D520,778 S \* 5/2006 Lenger ..... D6/474  
D521,276 S \* 5/2006 Lenger ..... D6/474

(75) Inventors: **Matthew Weatherly**, Fairfax, VA (US);  
**William M. Becker**, Washington, DC (US)

**OTHER PUBLICATIONS**

Crate and Barrel, Leaning Bookcase (Fall Collection 2002), p. 36.\*

(73) Assignee: **Becker Designed, Inc.**, Chantilly, VA (US)

Crate and Barrel Leaning Bookcase (Fall Collection 2002).\*

(\*\*) Term: **14 Years**

\* cited by examiner

(21) Appl. No.: **29/246,588**

*Primary Examiner*—Cathron C. Brooks

*Assistant Examiner*—Kelley A. Donnelly

(22) Filed: **Apr. 25, 2006**

(74) *Attorney, Agent, or Firm*—Design IP, P.C.

(51) **LOC (8) Cl.** ..... **06-04**

(57) **CLAIM**

(52) **U.S. Cl.** ..... **D6/474**

The ornamental design for a shelf unit, as shown and described.

(58) **Field of Classification Search** ..... D6/473–474,  
D6/477–479, 630; 108/59, 91–93, 160; 211/42,  
211/52, 87.01, 90.04, 128.1, 134–135

**DESCRIPTION**

See application file for complete search history.

FIG. 1 is a perspective view of a first embodiment of an ornamental design for a shelf unit showing our new design; FIG. 2 is a front orthographic view thereof; FIG. 3 is a top orthographic view thereof; FIG. 4 is a left side orthographic view thereof, the right side orthographic view being a mirror image; FIG. 5 is a perspective view thereof, showing the claimed design in combination with environmental subject matter, including a mirror unit and a second shelf unit; and, FIG. 6 is a perspective view of a second embodiment of our design, which is identical to the first embodiment except that the shelves are non-transparent.


(56) **References Cited**


**U.S. PATENT DOCUMENTS**

679,003	A	*	7/1901	McRay	.....	108/92
D109,291	S	*	4/1938	Beyrle	.....	D6/473
D114,675	S	*	5/1939	Gross	.....	D6/474
D302,083	S	*	7/1989	Walter	.....	D6/413
D339,256	S	*	9/1993	Sielaff	.....	D6/474
D364,763	S	*	12/1995	Sielaff	.....	D6/479
D389,343	S	*	1/1998	Van Der Merwe et al.	..	D6/474
D433,846	S	*	11/2000	Chang	.....	D6/474
D450,488	S	*	11/2001	Stone et al.	.....	D6/479
D491,384	S	*	6/2004	Lenger	.....	D6/474
D491,749	S	*	6/2004	Malizia	.....	D6/474
D492,861	S	*	7/2004	Lenger	.....	D6/474
D503,569	S	*	4/2005	Lenger	.....	D6/474
D505,572	S	*	5/2005	Chang	.....	D6/474
D516,845	S	*	3/2006	Lenger	.....	D6/509

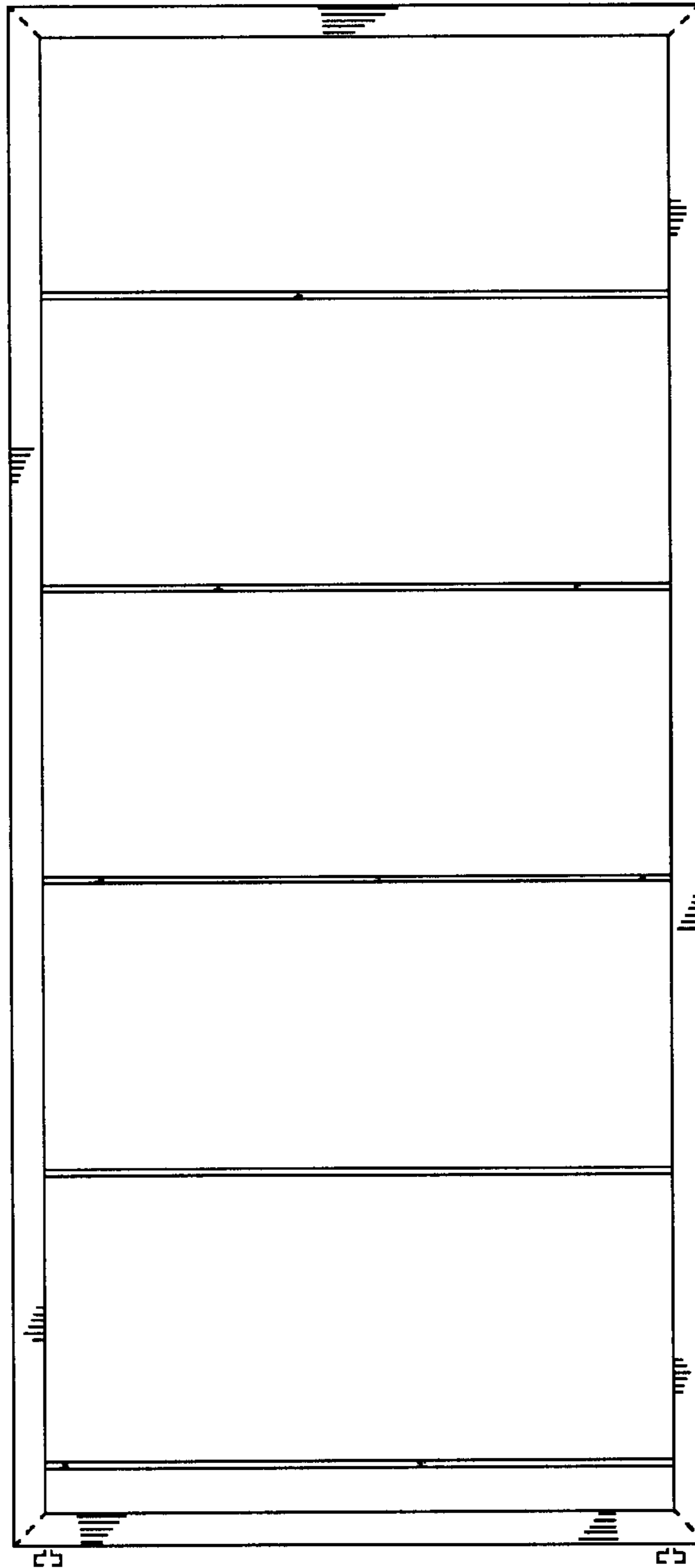
The broken line showing of the feet, mitered corners, and the additional structure shown in FIG. 5 is included for the purpose of illustrating environmental elements only and form no part of the claimed design.

**1 Claim, 6 Drawing Sheets**

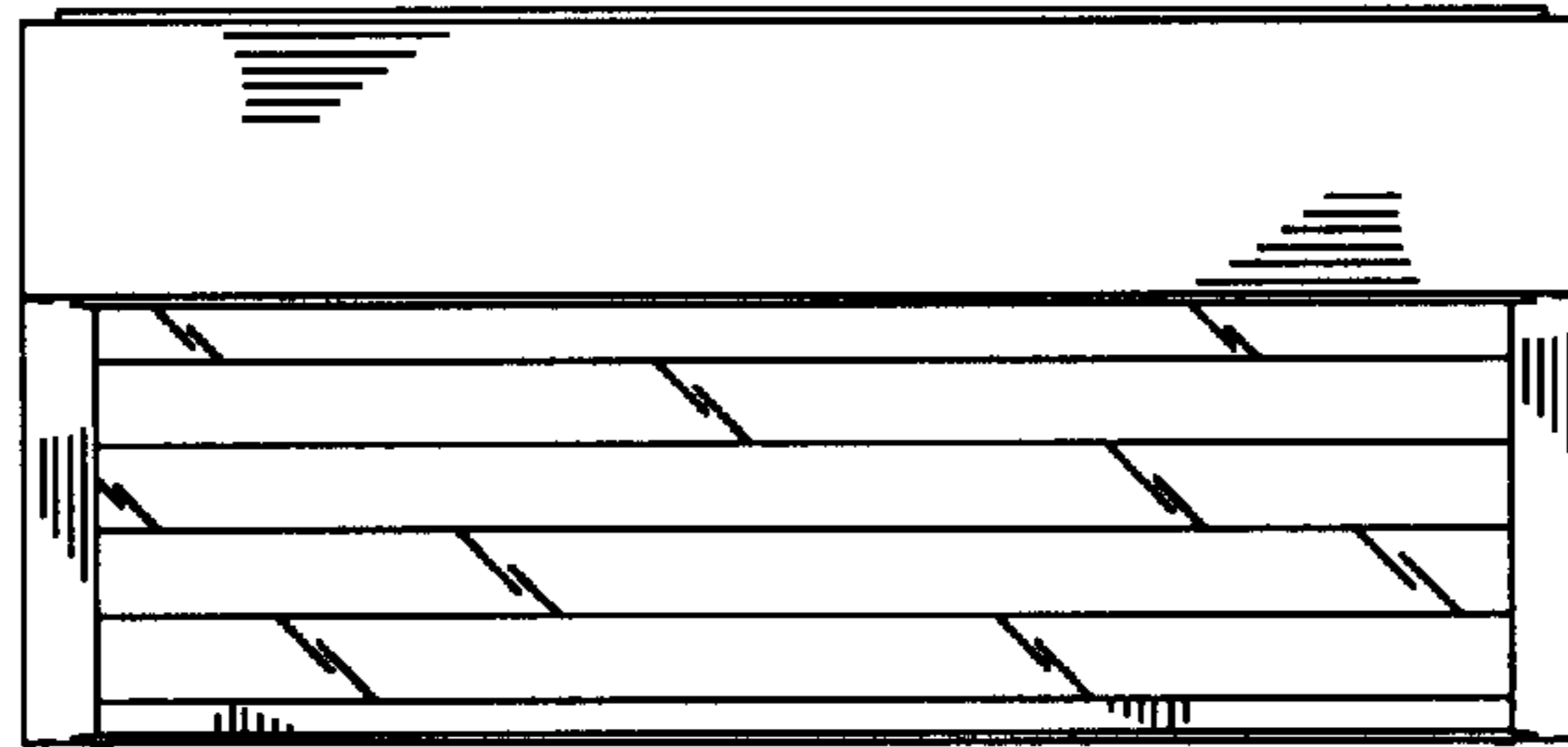




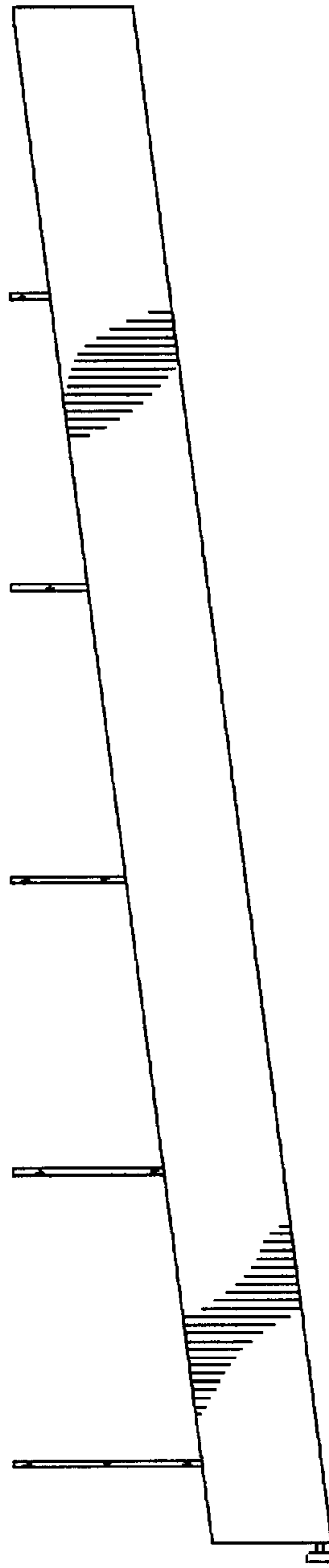
**Fig. 1**



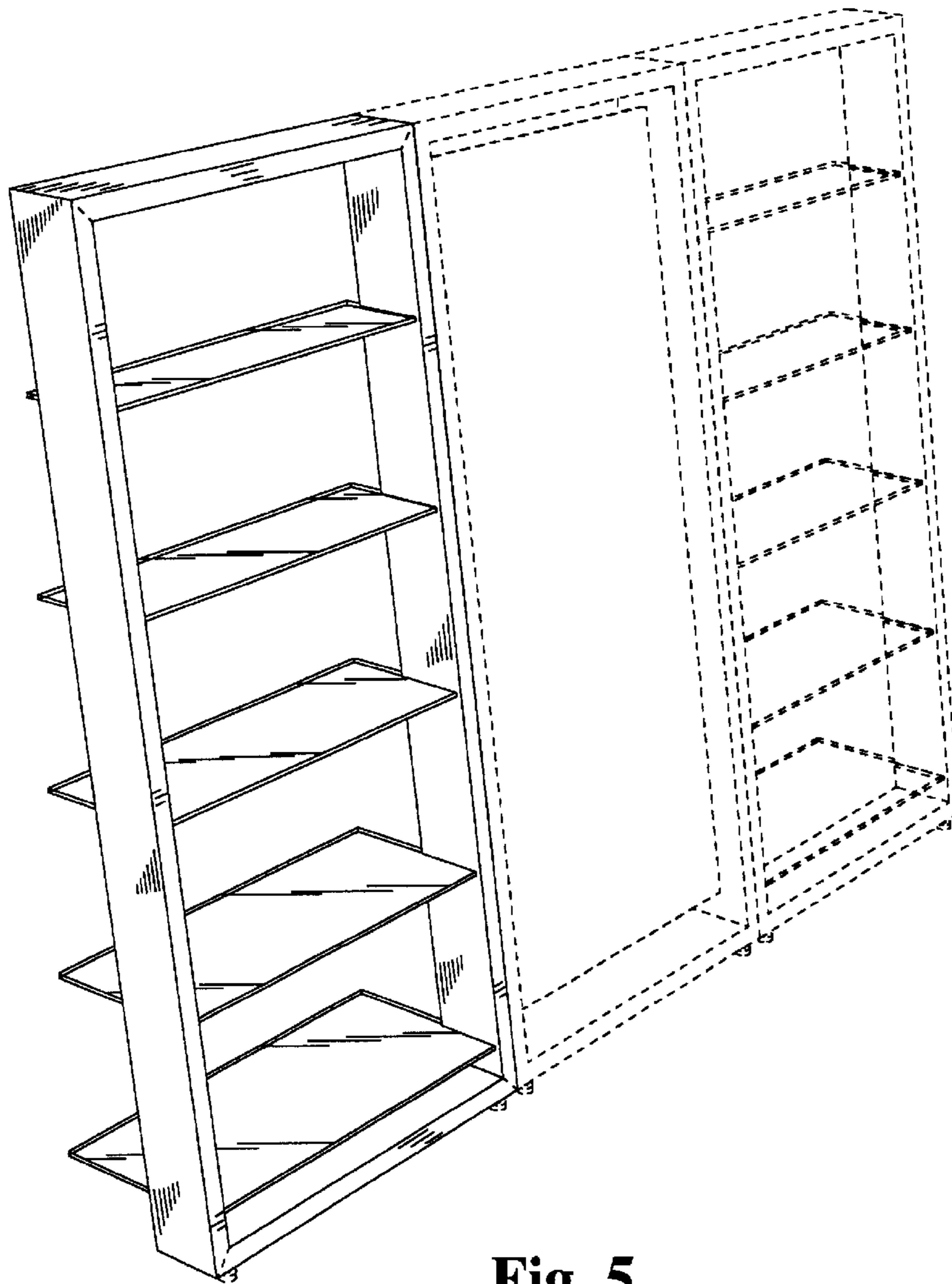
**Fig. 2**




**Fig. 3**



**Fig. 4**



**Fig. 5**



**Fig. 6**