

US00D541550S

(12) **United States Design Patent**
Barthelmess

(10) **Patent No.:** **US D541,550 S**

(45) **Date of Patent:** **** May 1, 2007**

(54) **TROPICAL TREE ASSEMBLY WITH TABLE**

6,599,591 B1 * 7/2003 Scott 428/18

6,869,198 B1 3/2005 Garza

D531,539 S * 11/2006 Barthelmess D11/118

(75) Inventor: **Peter Barthelmess**, Cerritos, CA (US)

(73) Assignee: **Barcana, Inc.**, Cerritos, CA (US)

(**) Term: **14 Years**

* cited by examiner

Primary Examiner—Janice E. Seeger

(74) *Attorney, Agent, or Firm*—Richard B. Klar; Law Office of Richard B. Klar

(21) Appl. No.: **29/259,405**

(22) Filed: **May 8, 2006**

(57) **CLAIM**

The ornamental design for a tropical tree assembly with table, as shown and described.

(51) **LOC (8) Cl.** **06-03**

(52) **U.S. Cl.** **D6/397; D6/488; D6/451; D11/118**

DESCRIPTION

(58) **Field of Classification Search** D6/480–489, D6/495–499, 397, 450, 451; D11/118; 108/156, 108/153.1, 155, 157.1, 161, 50.12; 248/188, 248/188.1, 188.8; 428/18

See application file for complete search history.

FIG. 1 is a perspective view of a tropical tree assembly with table, showing my new design;

FIG. 2 is a perspective view showing the unassembled part of the tree above the table top with its bark/wood sleeve removed and its leaves in folded condition;

FIG. 3 is a perspective view showing the unassembled part of the tree above the table top with its leaves in folded condition;

FIG. 4 is a front elevational view of the unassembled base;

FIG. 5 is a top plan view thereof;

FIG. 6 is a side elevational view thereof;

FIG. 7 is a bottom plan view thereof;

FIG. 8 is a perspective view of a tropical tree assembly with table, showing a second embodiment of my new design;

FIG. 9 is a perspective view of the second embodiment, showing the unassembled part of the tree above the table top with the branches removed; and,

FIG. 10 is a top view showing the unassembled branch thereof.

FIGS. 2–7 and 9–10 show portions of the article unassembled for convenience of illustration.


The elements shown in broken lines are not parts of the design.

(56) **References Cited**

U.S. PATENT DOCUMENTS

1,943,659 A	1/1934	Eason	
2,080,523 A *	5/1937	Williams et al.	428/18
2,251,705 A *	8/1941	Gonzalez	62/281
2,760,052 A	8/1956	Owen	
4,003,320 A *	1/1977	Owens et al.	108/158
D244,570 S *	6/1977	Taylor	D6/397
4,462,065 A	7/1984	Rhodes	
4,734,301 A	3/1988	McKinney	
5,085,900 A *	2/1992	Hamlett	428/18
5,091,227 A *	2/1992	Wright et al.	428/18
D336,557 S	6/1993	Wade	
D356,913 S *	4/1995	Walsh	D6/498
D390,157 S *	2/1998	Burnett	D11/118
6,030,670 A	2/2000	Chang	
D429,583 S *	8/2000	Black	D6/495
6,323,431 B1	11/2001	Lin	
6,458,435 B1	10/2002	Lai	
6,527,413 B1	3/2003	McIngvale	

1 Claim, 5 Drawing Sheets






FIG. 1



FIG. 2



FIG. 3

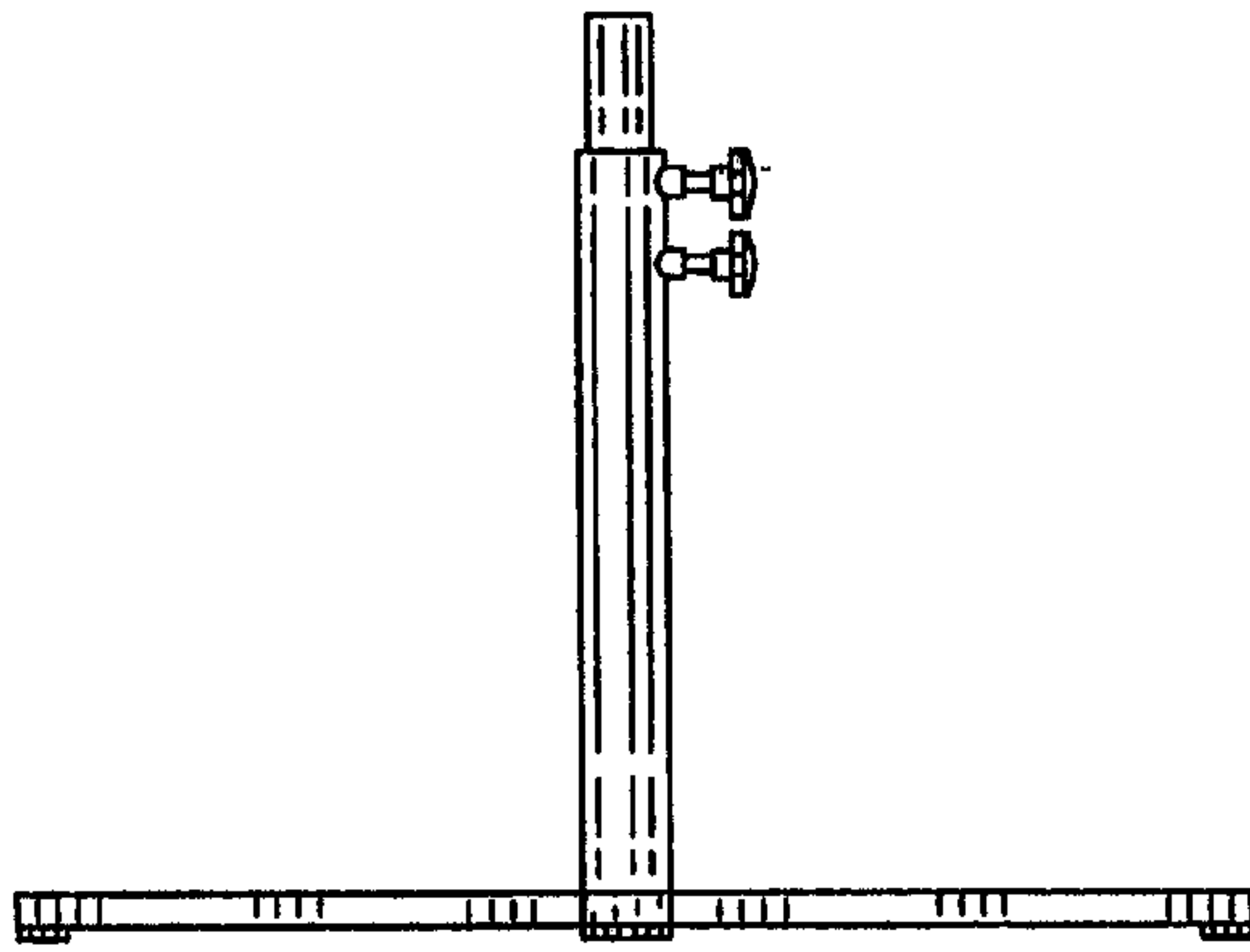


FIG. 4

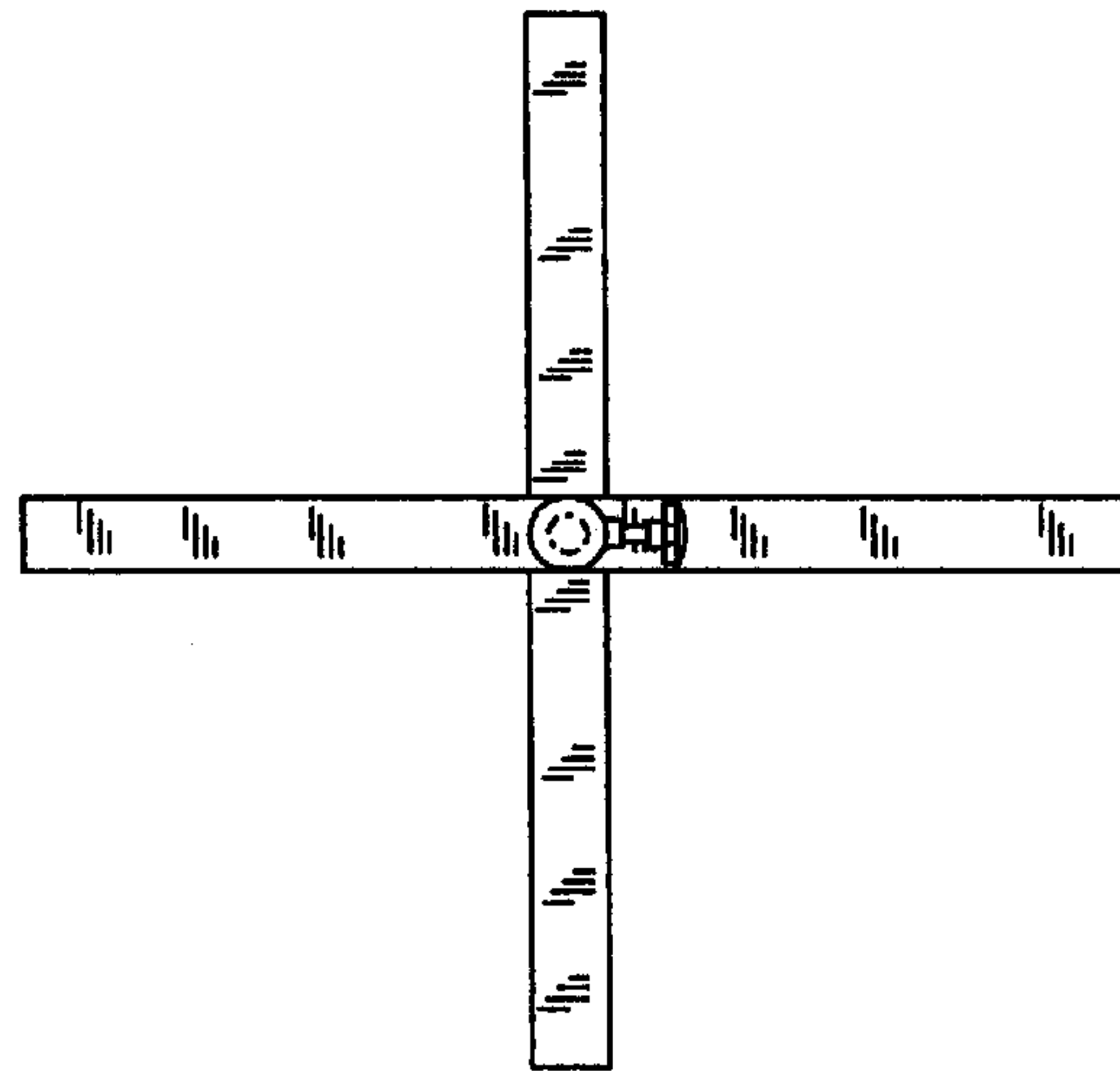


FIG. 5

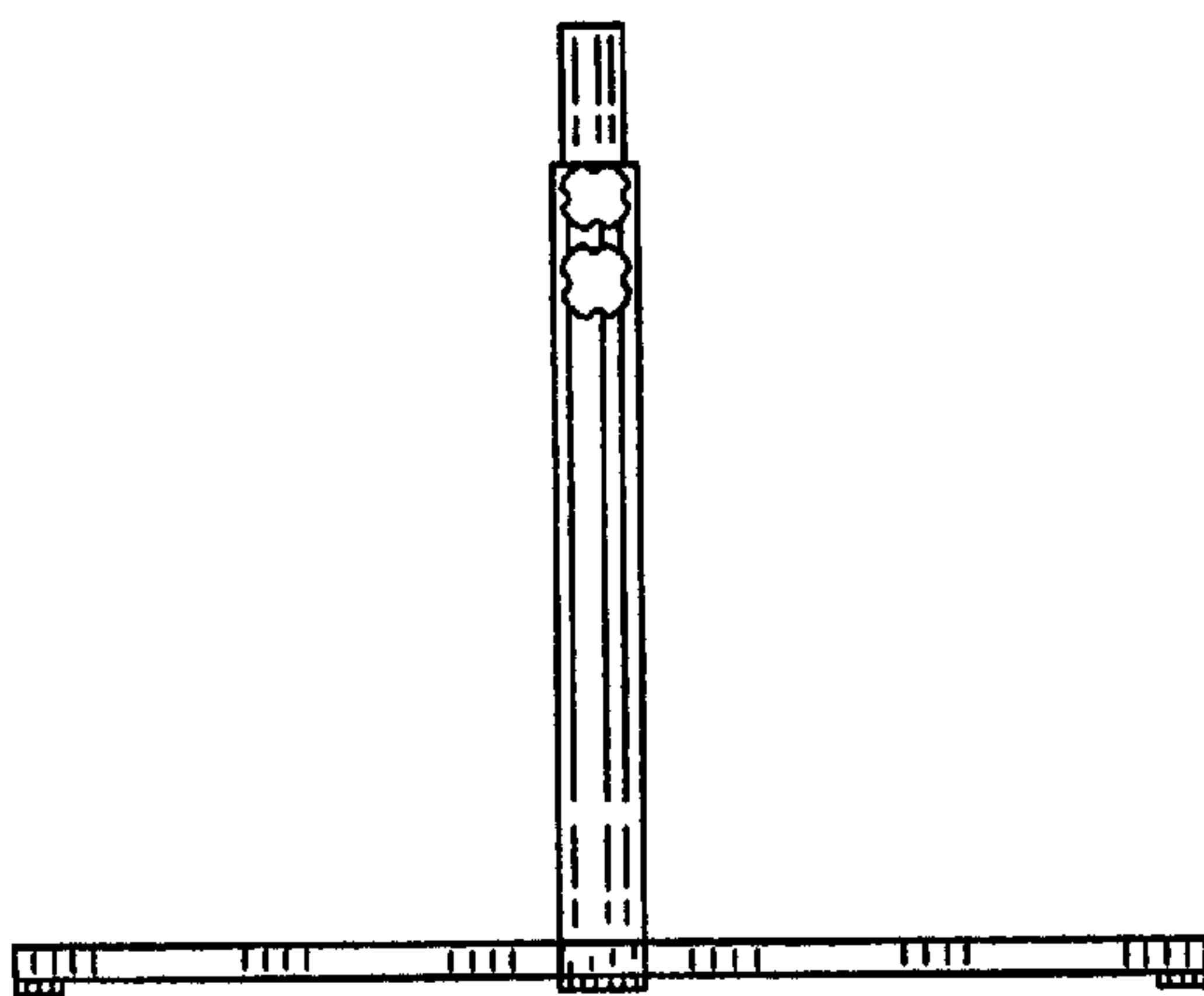


FIG. 6

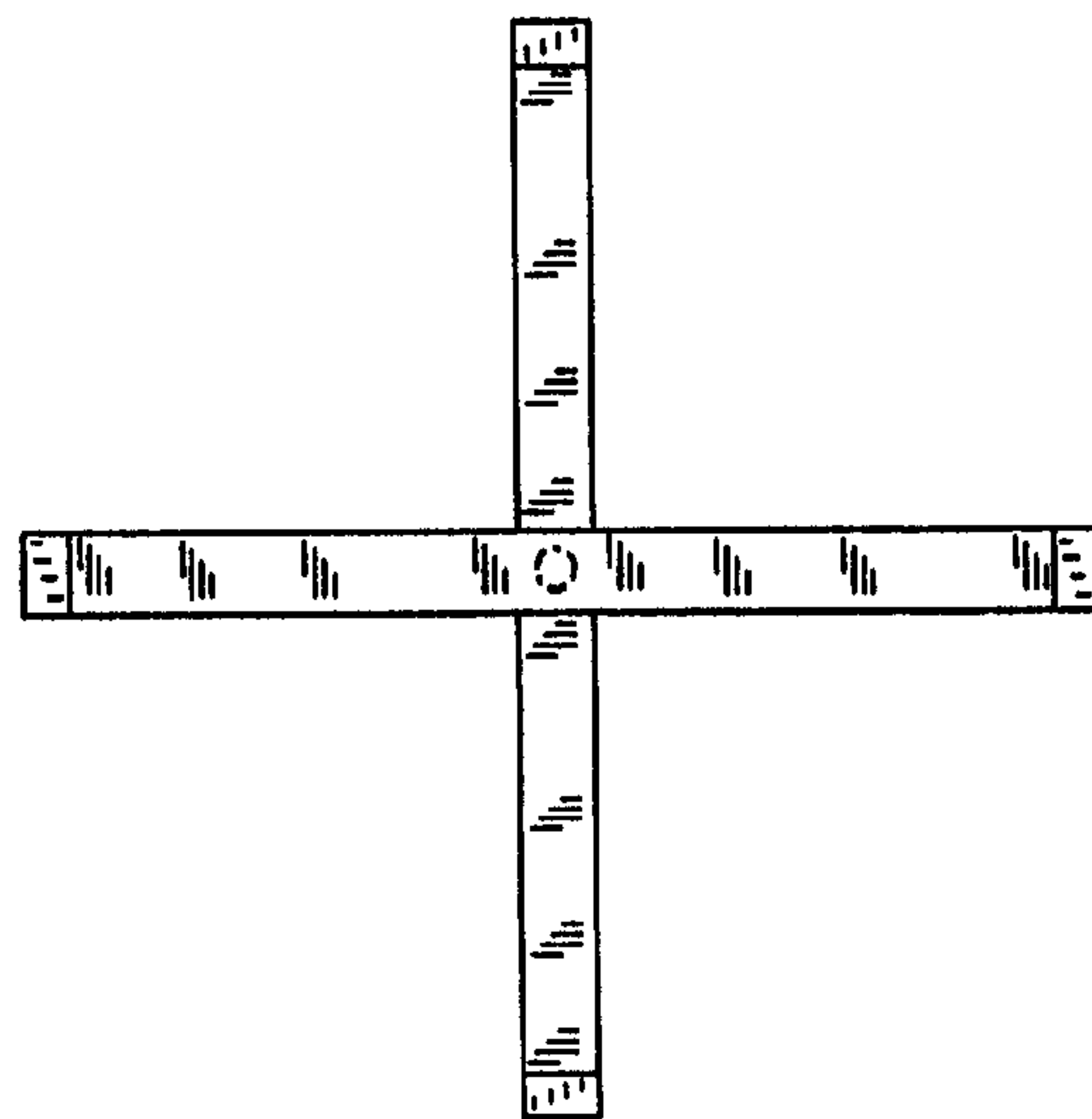


FIG. 7




FIG. 8




FIG. 9

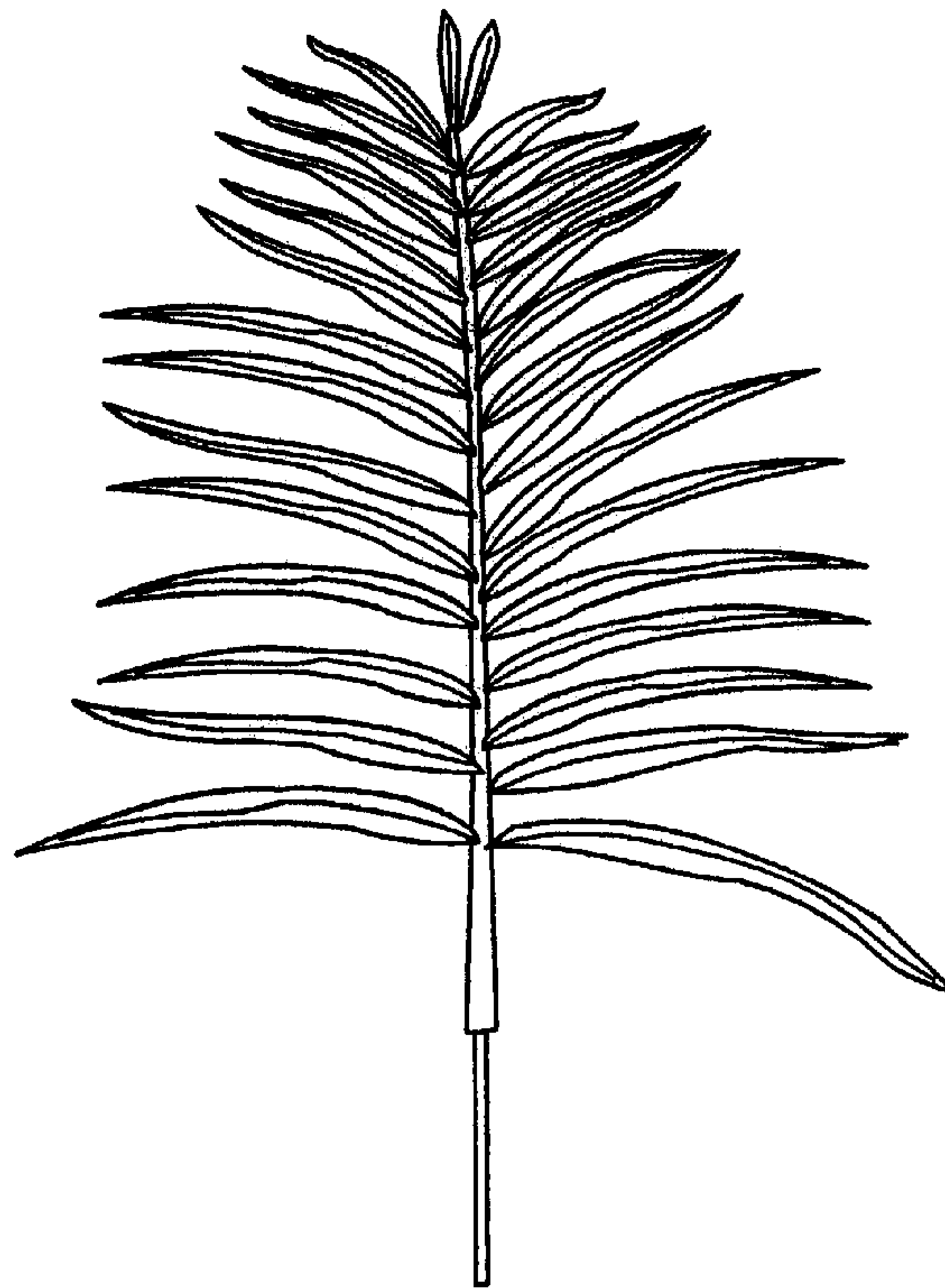


FIG. 10