



US00D541547S

(12) **United States Design Patent**  
**Goldstein**

(10) **Patent No.: US D541,547 S**

(45) **Date of Patent: \*\* \*May 1, 2007**

(54) **LOVE SEAT**

(75) Inventor: **Barbara Goldstein**, Germantown, MD  
(US)

(73) Assignee: **Country Casual, Inc.**, Gaithersburg,  
MD (US)

(\*) Notice: This patent is subject to a terminal dis-  
claimer.

(\*\*) Term: **14 Years**

(21) Appl. No.: **29/252,933**

(22) Filed: **Jan. 31, 2006**

(51) **LOC (8) Cl. .... 06-01**

(52) **U.S. Cl. .... D6/381**

(58) **Field of Classification Search** ..... D6/332,  
D6/335-337, 340, 349, 355, 352-353, 369-370,  
D6/381, 495, 499-502; 5/12.1; 108/118,  
108/119, 137; 297/16.1-16.2, 451.9, 452.11,  
297/452.63, 217.1, 31, 175, 423.1, 423.16,  
297/461, 232

See application file for complete search history.

(56) **References Cited**

**U.S. PATENT DOCUMENTS**

- 1,654,437 A \* 12/1927 Szuhanszky ..... 297/57
- 1,773,752 A \* 8/1930 Ross ..... 297/276
- D137,587 S \* 4/1944 Harasty ..... D6/370
- D299,595 S \* 1/1989 Shields ..... D6/335
- D354,173 S \* 1/1995 Escobal et al. .... D6/335

- D376,270 S \* 12/1996 Slear ..... D6/370
- D420,825 S \* 2/2000 Lin ..... D6/370
- D424,315 S \* 5/2000 Jeng ..... D6/370
- D435,736 S \* 1/2001 Chrisco et al. .... D6/336
- D440,420 S \* 4/2001 Goldstein ..... D6/370
- D446,399 S \* 8/2001 Slear ..... D6/370
- D448,187 S \* 9/2001 Goldstein ..... D6/370
- D466,318 S \* 12/2002 Arnold ..... D6/370
- D466,708 S \* 12/2002 Chau ..... D6/370
- D470,666 S \* 2/2003 Peloquin ..... D6/336
- D473,060 S \* 4/2003 Hutton ..... D6/369
- D486,663 S \* 2/2004 Weaver ..... D6/379
- D511,901 S \* 11/2005 Mohundro ..... D6/370
- D512,234 S \* 12/2005 Spector et al. .... D6/370
- D513,369 S \* 1/2006 Cross ..... D6/370
- D525,799 S \* 8/2006 Lowsky ..... D6/370

\* cited by examiner

*Primary Examiner*—Sandra Snapp

(74) *Attorney, Agent, or Firm*—Rosenberg, Klein & Lee


(57) **CLAIM**


The ornamental design for a love seat, as shown and described.

**DESCRIPTION**


FIG. 1 is a perspective view of the love seat showing my new design;  
 FIG. 2 is a right elevational view thereof, the left elevational view being a mirror image of the right elevational view;  
 FIG. 3 is a rear elevational view thereof;  
 FIG. 4 is a top plan view thereof; and,  
 FIG. 5 is a bottom plan view thereof.

**1 Claim, 5 Drawing Sheets**





**FIG. 1**



**FIG. 2**

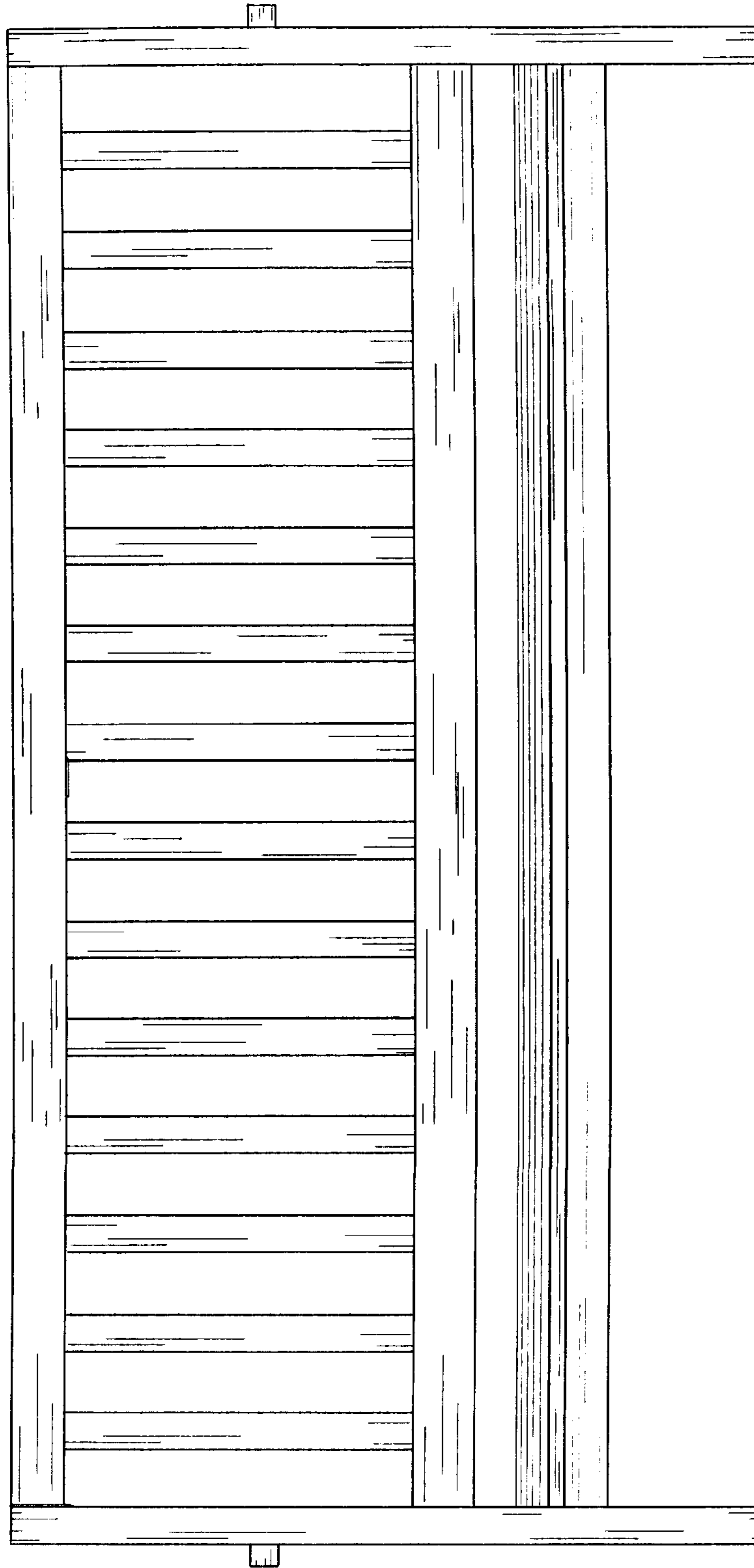


FIG. 3

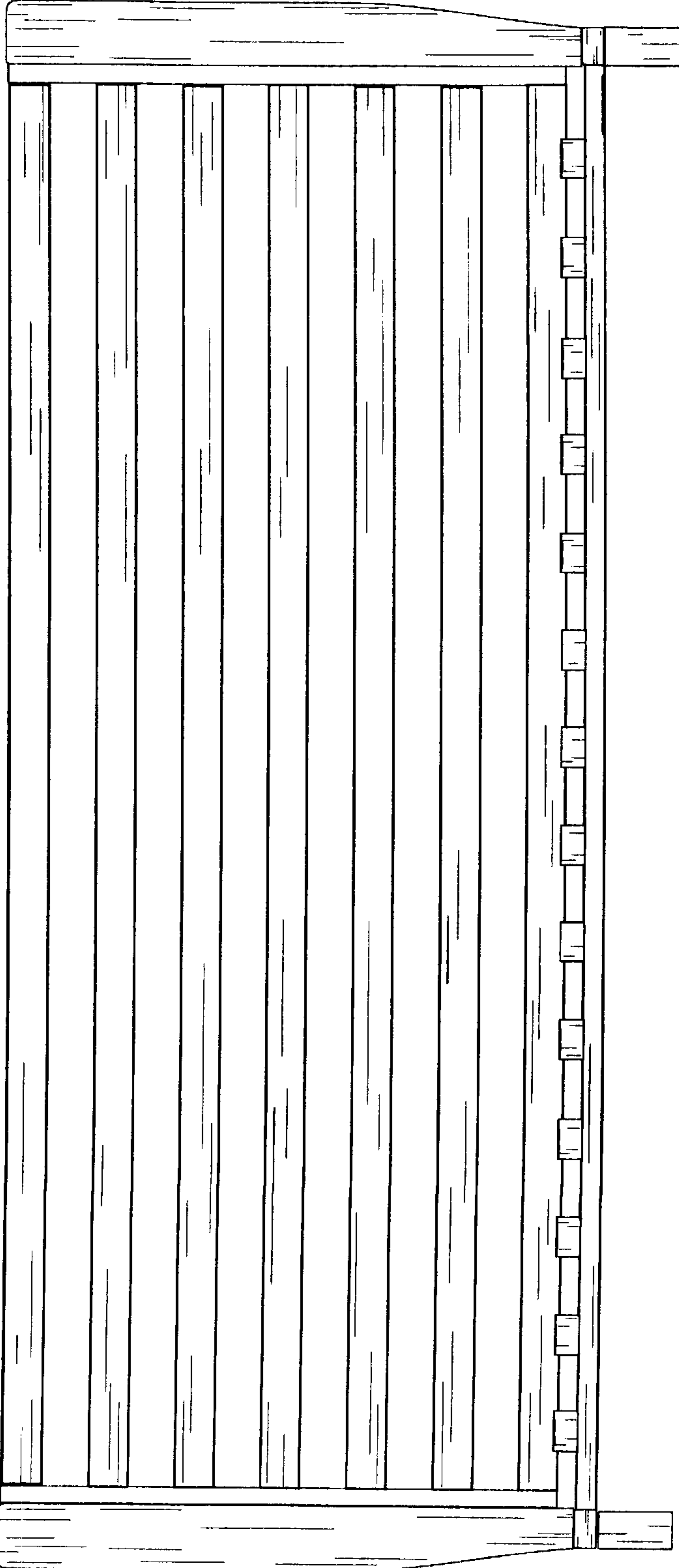


FIG. 4

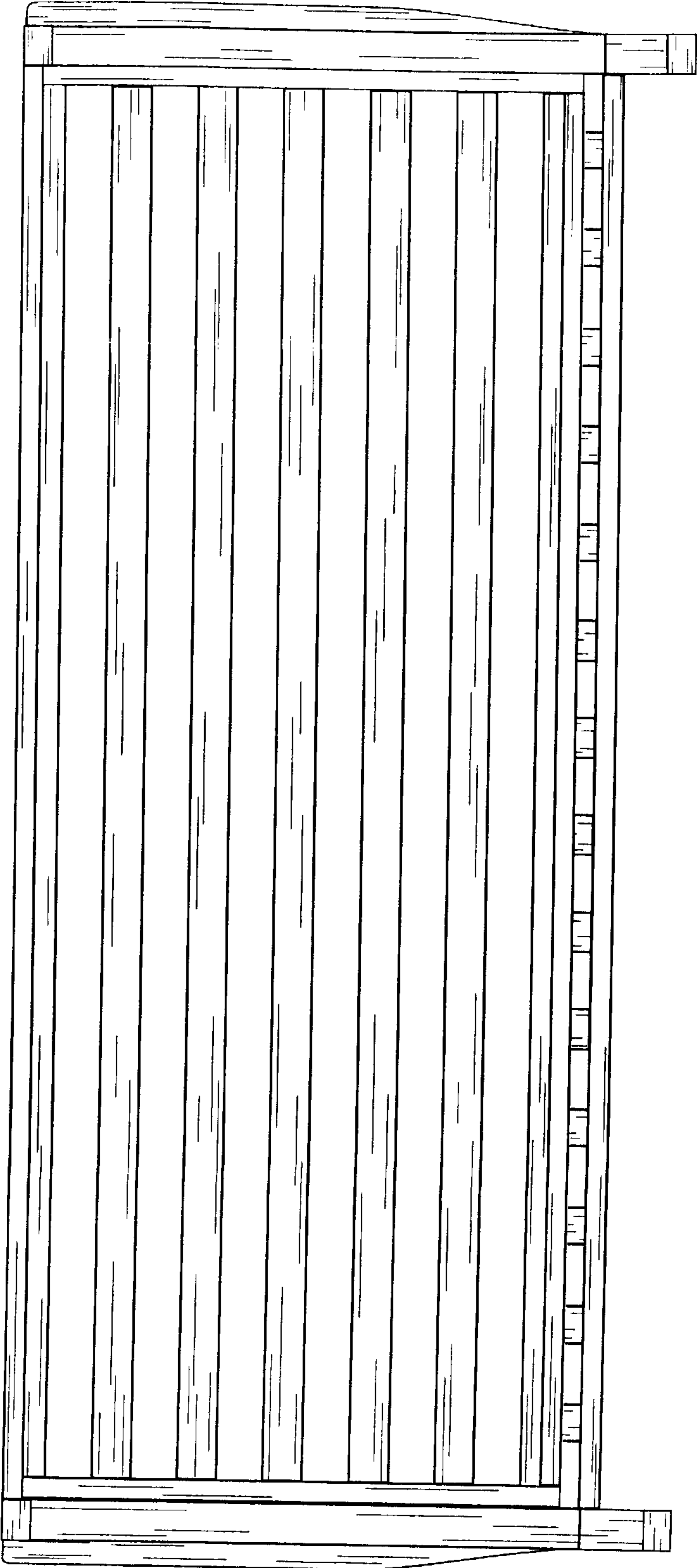


FIG. 5