



US00D541545S

(12) **United States Design Patent**
Gomez

(10) **Patent No.:** **US D541,545 S**

(45) **Date of Patent:** **** May 1, 2007**

(54) **SOFA BED**

(75) Inventor: **Dider Gomez**, Paris (FR)

(73) Assignee: **Cinna**, Briord, Serrieres de Briord (FR)

(**) Term: **14 Years**

(21) Appl. No.: **29/233,561**

(22) Filed: **Jul. 6, 2005**

(30) **Foreign Application Priority Data**

Jan. 12, 2005 (EP) 000 284 831

(51) **LOC (8) Cl.** **06-01**

(52) **U.S. Cl.** **D6/381**

(58) **Field of Classification Search** D6/334,
D6/335, 337, 357, 361, 364, 367, 371, 378,
D6/381, 382, 383, 393, 500-503; 297/62-63,
297/38, 118, 232-233, 244-245, 311, 445.1,
297/446.1; 5/12.1, 28, 42

See application file for complete search history.

(56) **References Cited**

U.S. PATENT DOCUMENTS

2,623,574 A * 12/1952 Damsch 297/111
3,742,526 A * 7/1973 Lillard 5/12.1
3,751,739 A * 8/1973 Assmann 5/12.1
D239,581 S * 4/1976 Cuneo D6/334
D262,756 S * 1/1982 Tiffany, III D6/381
4,326,309 A * 4/1982 Flaum 5/12.1
D266,715 S * 11/1982 Tiffany, III D6/381
4,543,675 A * 10/1985 Shrock 5/37.1
D281,839 S * 12/1985 Hopfer D6/335

D282,126 S * 1/1986 Hopfer D6/367
4,939,802 A * 7/1990 Lafer 5/42.1
5,008,966 A * 4/1991 Lepow 5/496
D335,035 S * 4/1993 Floyd D6/361
D368,176 S * 3/1996 Mourgue D6/381
D384,216 S * 9/1997 Mourgue D6/381
D387,211 S * 12/1997 Mourgue D6/361
D387,570 S * 12/1997 Mourgue D6/335
6,668,394 B2 * 12/2003 Walpin 5/17

* cited by examiner

Primary Examiner—Sandra Snapp

(74) *Attorney, Agent, or Firm*—Mathews, Shepard, McKay & Bruneau, P.A.

(57) **CLAIM**

I claim, the ornamental design for a sofa bed, as shown and described.

DESCRIPTION

FIG. 1 is a front elevational view, showing my new design for a sofa bed.

FIG. 2 is a left side elevational view thereof.

FIG. 3 is a front and side perspective view thereof.

FIG. 4 is a rear elevational view thereof.

FIG. 5 is a top plan view thereof.


FIG. 6 is a bottom plan view thereof.

FIG. 7 is a side elevational view thereof with the sofa bed in a partially extended position.

FIG. 8 is a front and side perspective view thereof with the sofa bed in a partially extended position; and,

FIG. 9 is a right side and front elevational view thereof with the sofa bed in a fully extended position.

1 Claim, 9 Drawing Sheets






FIG. 1




FIG. 2



FIG. 3




FIG. 4




FIG. 5




FIG. 6




FIG. 7



FIG. 8




FIG. 9