



US00D541544S

(12) **United States Design Patent**  
**White, III et al.**

(10) **Patent No.: US D541,544 S**

(45) **Date of Patent: \*\* May 1, 2007**

(54) **LOUNGE CHAIR**

(75) Inventors: **William Bew White, III**, Birmingham, AL (US); **Robert Earl Taunton**, Sterrett, AL (US)

(73) Assignee: **Summer Classics, Inc.**, Montevallo, AL (US)

(\*\*) Term: **14 Years**

(21) Appl. No.: **29/262,596**

(22) Filed: **Jul. 6, 2006**

(51) **LOC (8) Cl.** ..... **06-01**

(52) **U.S. Cl.** ..... **D6/369**

(58) **Field of Classification Search** ..... D6/334-336, D6/369, 370, 374, 379, 380, 492, 500-502; 297/411.43, 411.44, 411.45, 445.1, 446.1, 297/451.9, 452.63, 452.64

See application file for complete search history.

(56) **References Cited**

**U.S. PATENT DOCUMENTS**

D48,587 S \* 2/1916 Fenton ..... D6/369  
D48,969 S \* 5/1916 Fenton ..... D6/369

(Continued)

*Primary Examiner*—Mimosa De

(74) *Attorney, Agent, or Firm*—Bradley Arant Rose & White LLP

(57) **CLAIM**

The ornamental design for a lounge chair, substantially as shown and described.

**DESCRIPTION**

FIG. 1 is a perspective view of a lounge chair showing our new design;

FIG. 2 is a right side elevational view thereof;

FIG. 3 is a close-up of a section of the chair, from a right side elevational view;

FIG. 4 is a left side elevational view thereof;

FIG. 5 is a rear elevational view thereof;

FIG. 6 is a perspective view thereof;

FIG. 7 is a close-up of a section of the chair, from a perspective view thereof, from the upper left side and back;

The wicker surface weaving and edge braiding shown in FIG. 3 is representative of the weave and braiding throughout the chair. The weave and braiding are depicted in fragmented portions on the remainder of the drawings for convenience and to avoid crowding of the drawing, which fragmented portions are understood to be representative of the weave and braiding as shown in FIG. 7, which repeats uniformly throughout the circumscribed areas of FIGS. 1 through 7.

FIG. 8 is a perspective view of a second embodiment of the chair of FIG. 1, in which the surface treatment of the chair is not depicted.



FIG. 9 is a right side elevational view of the chair, which is a second embodiment of the chair of FIG. 1, in which the surface treatment of the chair is not depicted.

FIG. 10 is a left side elevational view of the chair, which is a second embodiment of the chair of FIG. 1, in which the surface treatment of the chair is not depicted.

FIG. 11 is a rear elevational view of the chair, which is a second embodiment of the chair of FIG. 1, in which the surface treatment of the chair is not depicted; and,

FIG. 12 is a perspective view of the chair, which is a second embodiment of the chair of FIG. 1, in which the surface treatment of the chair is not depicted.

**1 Claim, 11 Drawing Sheets**



# US D541,544 S

Page 2

---

## U.S. PATENT DOCUMENTS

D158,046 S	4/1950	Carr	
D234,329 S	2/1975	Rocchia	
D234,330 S	2/1975	Rocchia	
D243,571 S	3/1977	Wisner	
D265,953 S	8/1982	Olka	
D275,343 S	9/1984	Claman	
D332,183 S	1/1993	White	
D346,910 S	* 5/1994	Caldwell	..... D6/369
D354,633 S	* 1/1995	Frinier	..... D6/369
D359,856 S	* 7/1995	Hutton	..... D6/334
D372,365 S	* 8/1996	Paus	..... D6/369
D395,174 S	* 6/1998	Diaz-Azcuy	..... D6/369
D399,070 S	* 10/1998	Frinier	..... D6/369
D412,408 S	* 8/1999	Navone	..... D6/369
D422,156 S	4/2000	Black	
D422,422 S	4/2000	Black	
D431,383 S	10/2000	Frinier	
D456,629 S	5/2002	Rosebrock et al.	
D460,873 S	* 7/2002	Frinier	..... D6/369
D471,021 S	* 3/2003	Lewis et al.	..... D6/334
D480,567 S	10/2003	Ricci	
D489,187 S	* 5/2004	Natuzzi	..... D6/334
D491,378 S	6/2004	Tyler	
D499,896 S	12/2004	Gruber	
D501,745 S	2/2005	Lawson	
D503,292 S	3/2005	Gruber	
D503,558 S	* 4/2005	Erwin	..... D6/369
D505,026 S	* 5/2005	Erwin	..... D6/369
D505,561 S	5/2005	Ricci	
D511,899 S	* 11/2005	White et al.	..... D6/334
D529,729 S	* 10/2006	Kreiss	..... D6/369

\* cited by examiner

Fig. 1

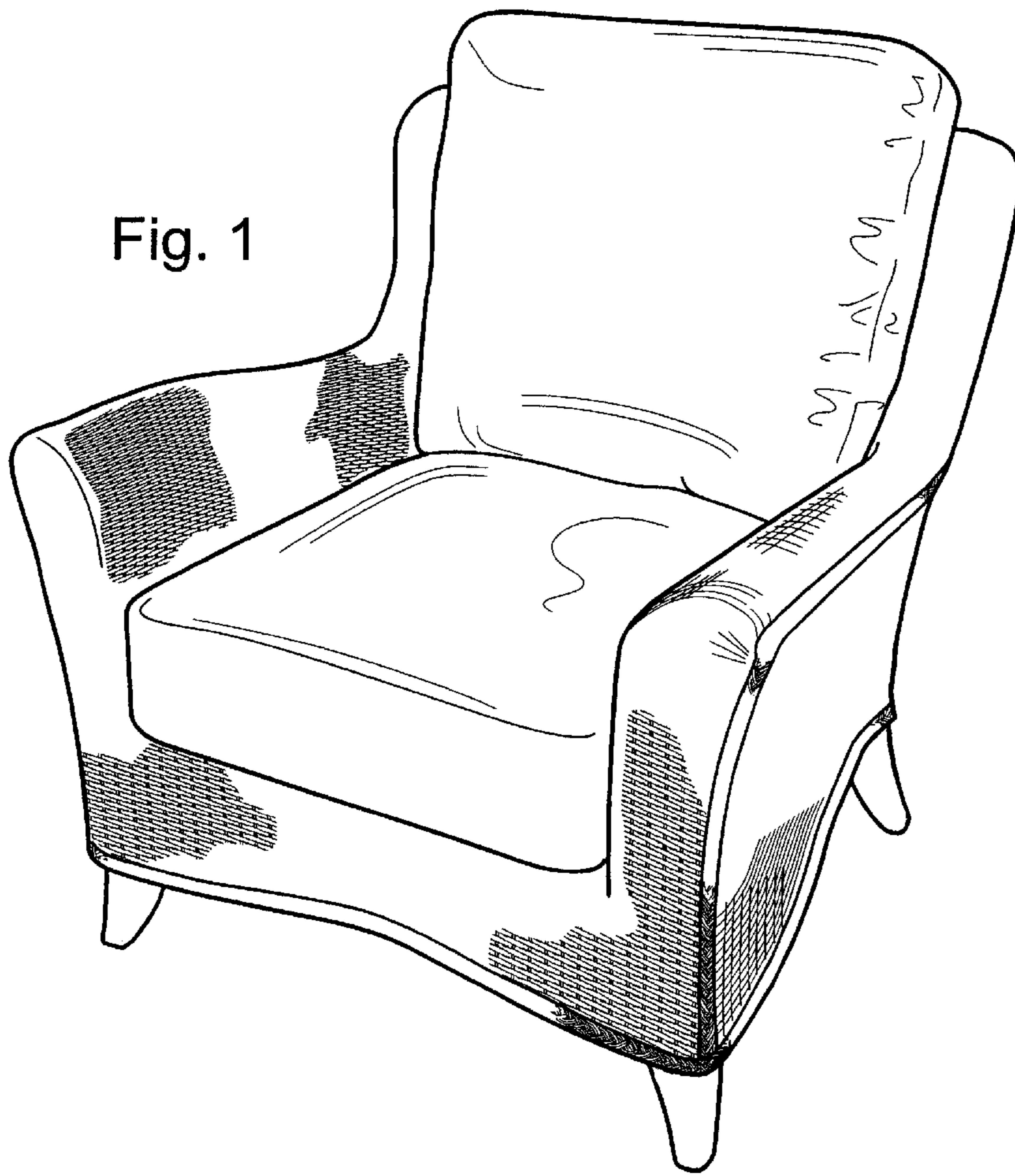
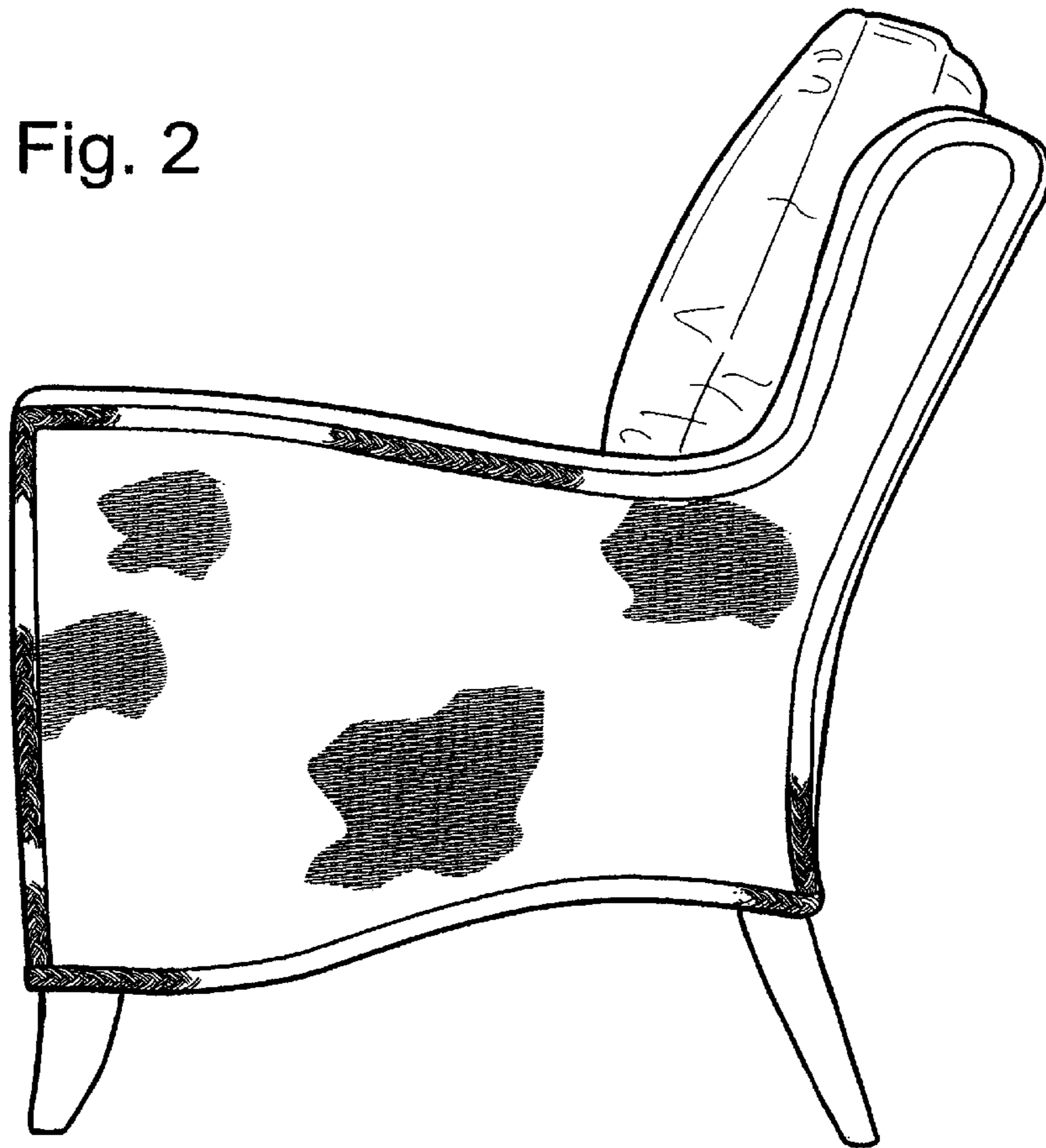


Fig. 2



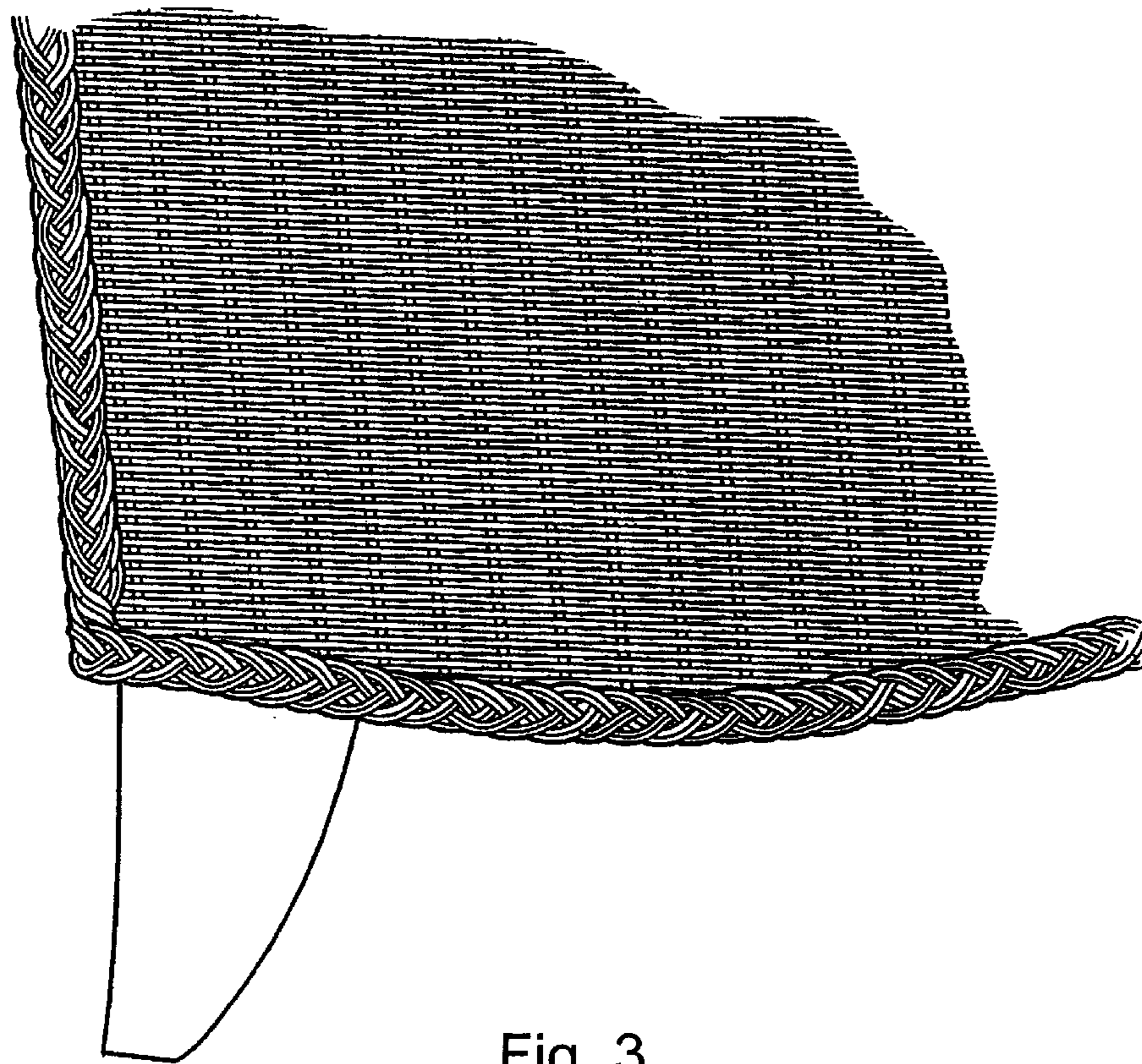
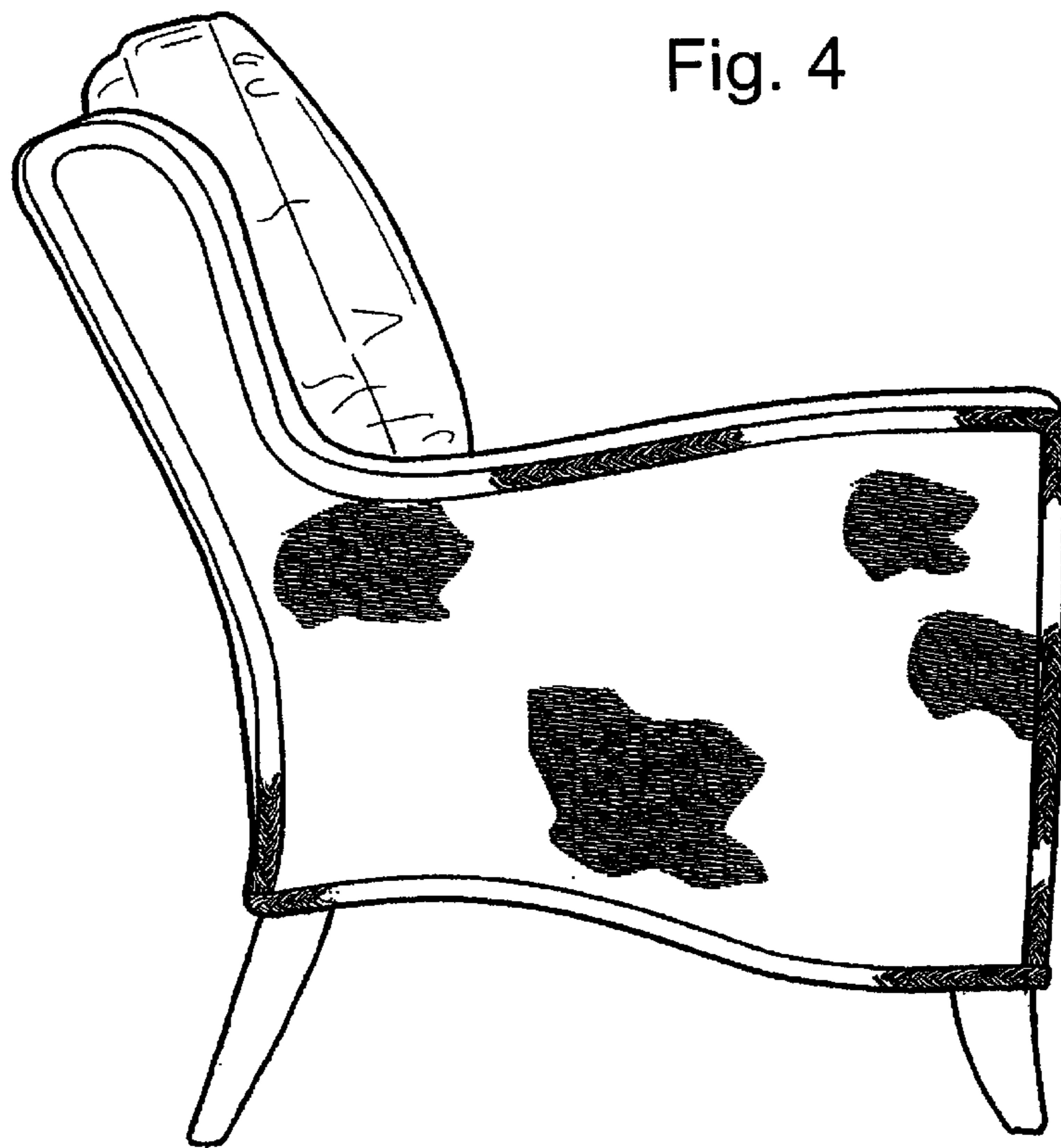


Fig. 3

Fig. 4



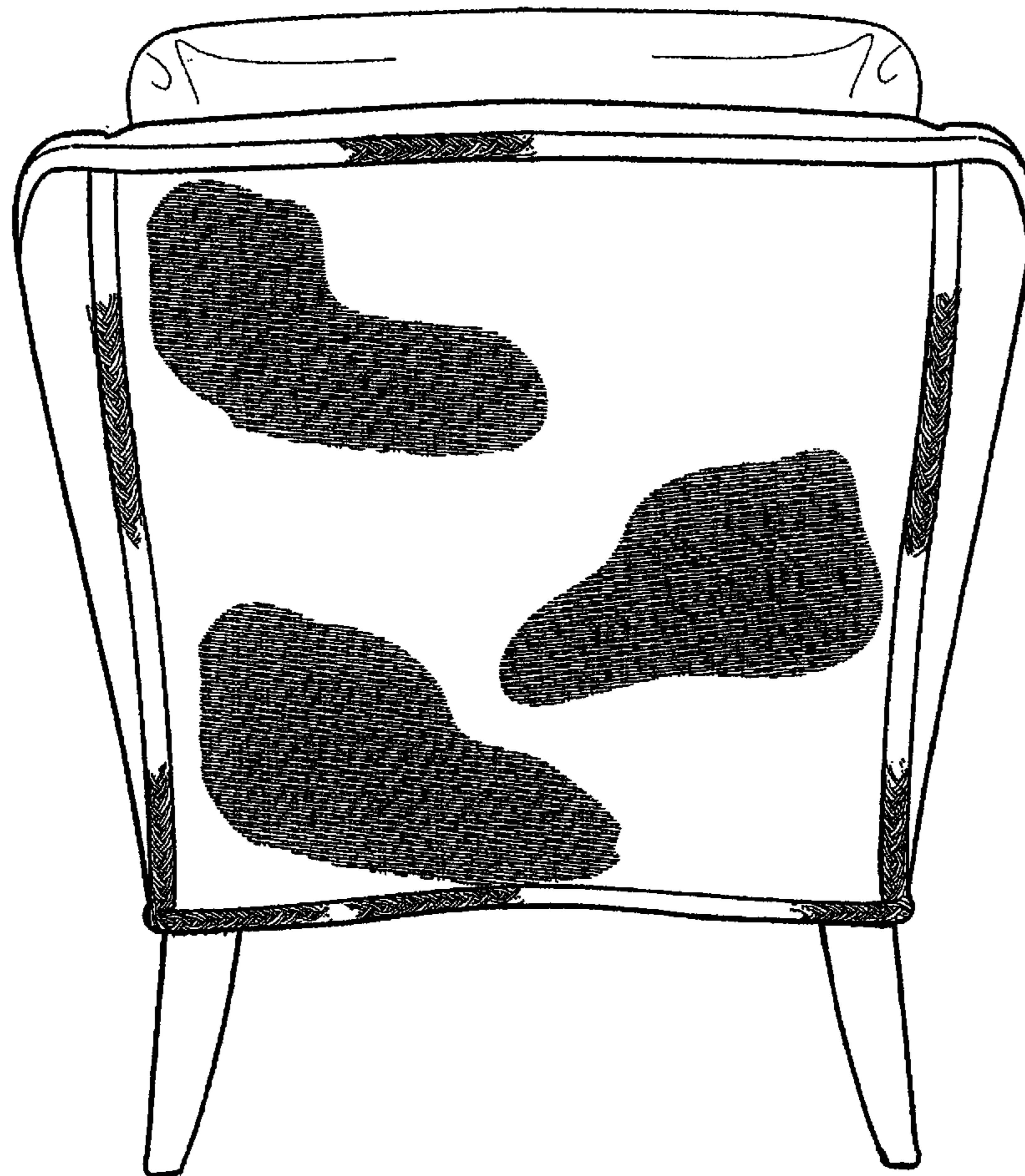


Fig. 5

Fig. 7




Fig. 6

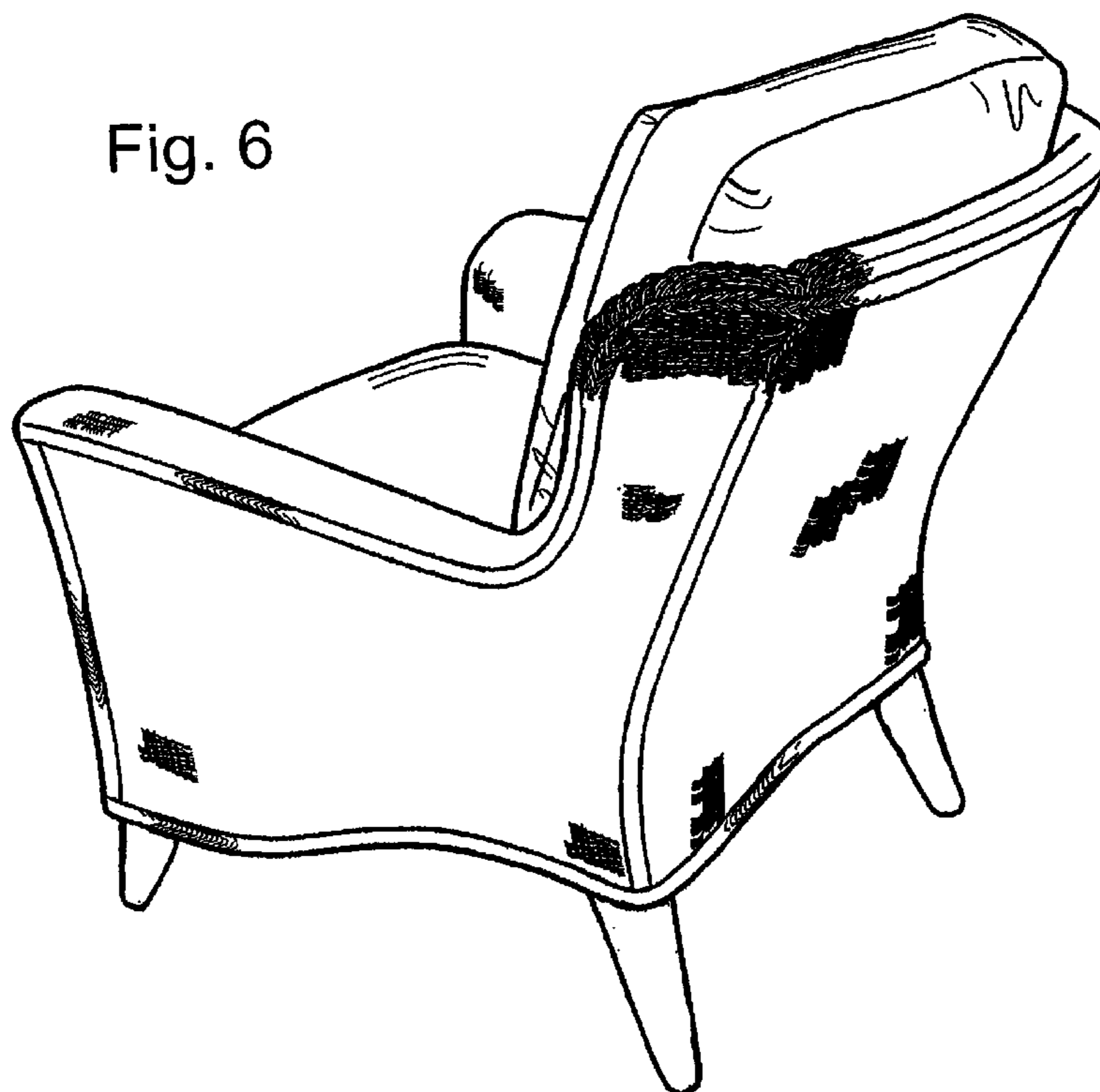




Fig. 8

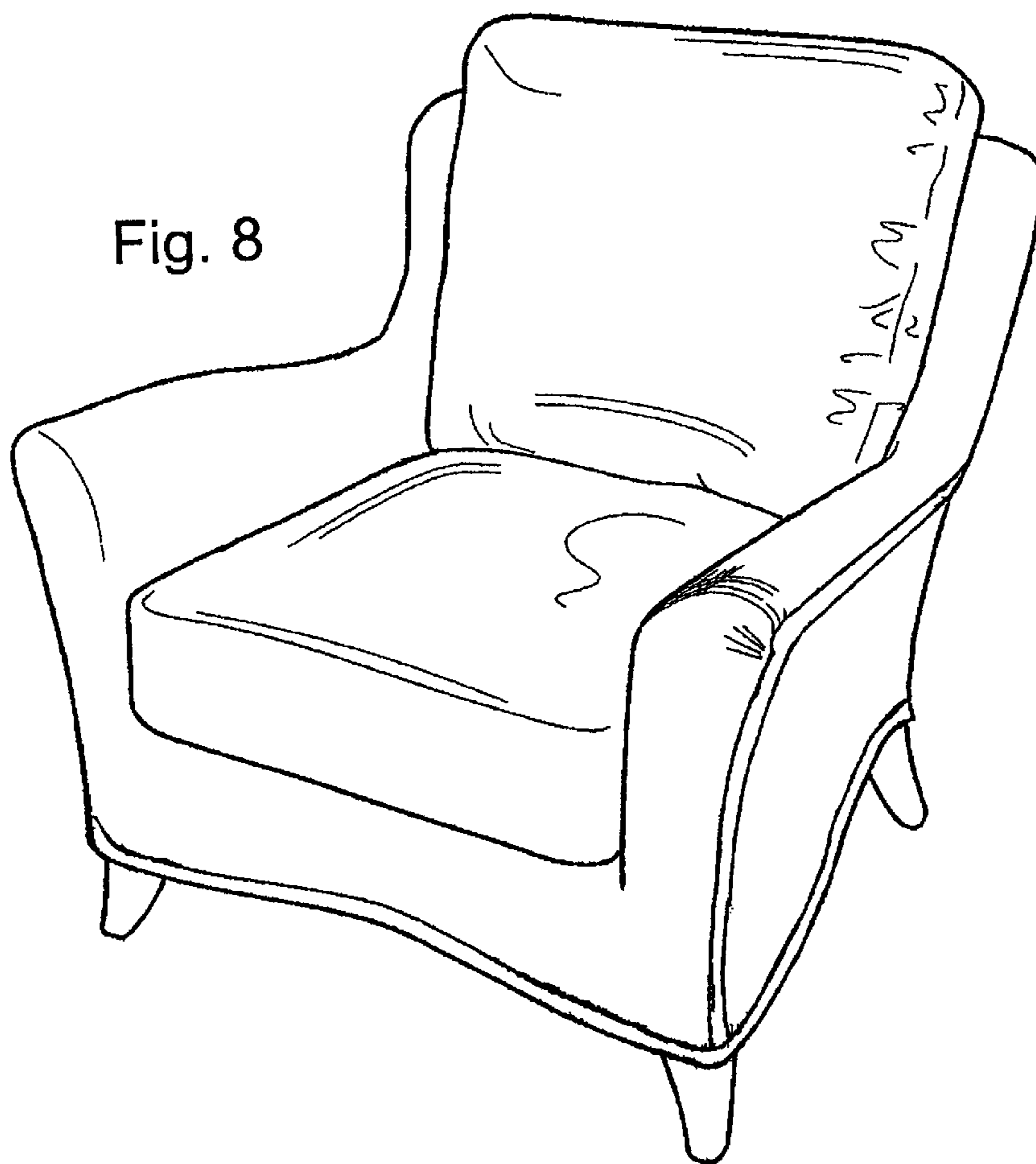
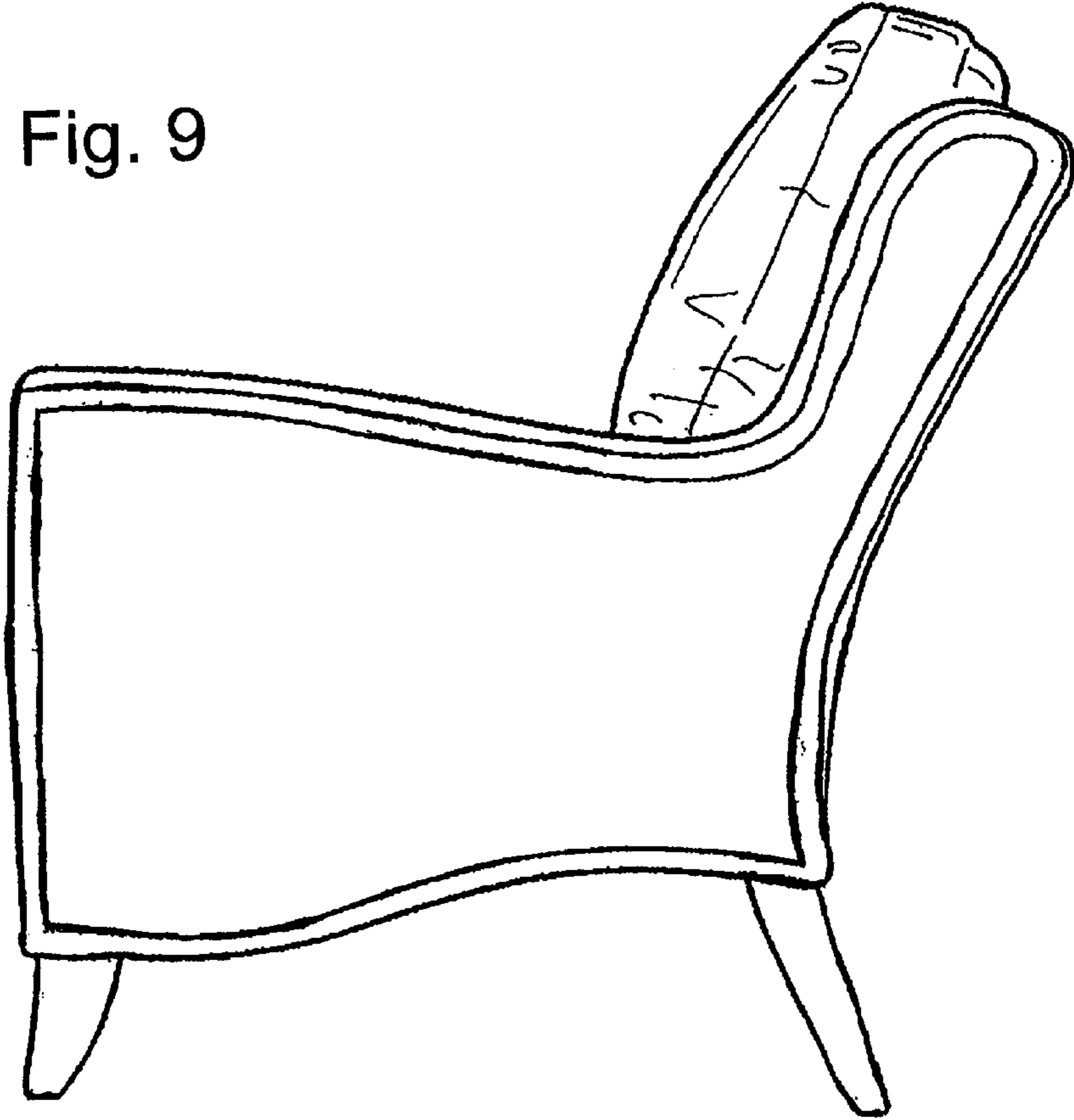


Fig. 9



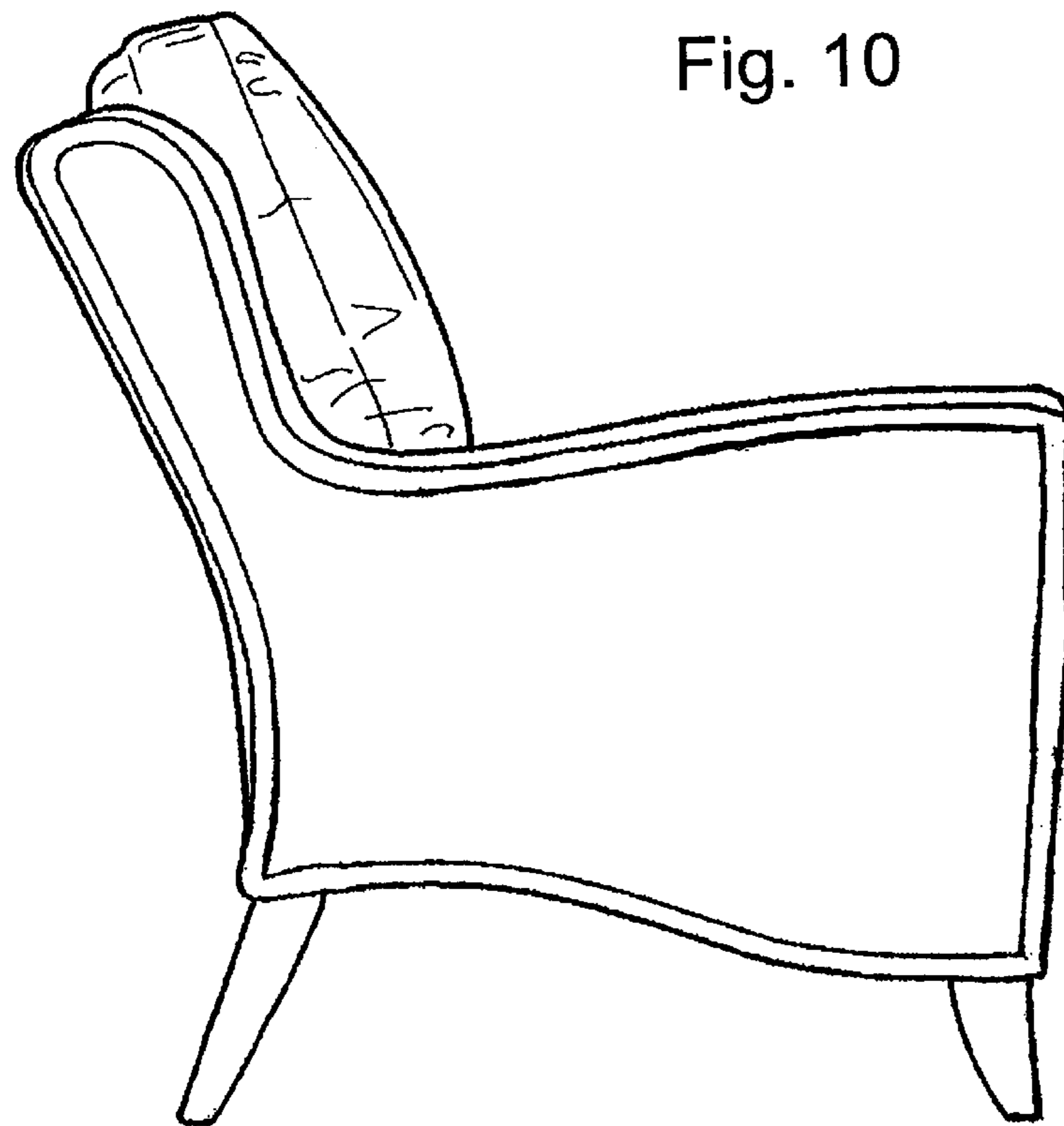


Fig. 10




Fig. 11

Fig. 12

