

US00D541525S

(12) **United States Design Patent**
Schloss

(10) **Patent No.:** **US D541,525 S**

(45) **Date of Patent:** **** May 1, 2007**

(54) **SHOTSHELL HARNESS**

D455,548 S * 4/2002 Cragg D3/224
D482,194 S * 11/2003 Seeler et al. D3/224

(76) Inventor: **Robert T. Schloss**, 9916 Winkel, St.
Louis, MO (US) 63128

* cited by examiner

(**) Term: **14 Years**

Primary Examiner—Catherine R. Oliver
(74) *Attorney, Agent, or Firm*—Kevin L. Klug

(21) Appl. No.: **29/252,880**

(57) **CLAIM**

(22) Filed: **Jan. 30, 2006**

The ornamental design for a shotshell harness, as substantially shown and described.

(51) **LOC (8) Cl.** **03-01**

(52) **U.S. Cl.** **D3/221**

(58) **Field of Classification Search** D3/221,
D3/230, 224, 226, 215, 222–223, 262; 224/239,
224/931, 236, 240

DESCRIPTION

See application file for complete search history.

FIG. 1 is a perspective view of a shotshell harness showing my new design.

FIG. 2 is a rear side plan view thereof.

FIG. 3 is a front side plan view thereof.

FIG. 4 is a top side plan view thereof.

FIG. 5 is a bottom side plan view thereof.

FIG. 6 is a left side plan view thereof; and,

FIG. 7 is a right side plan view thereof.

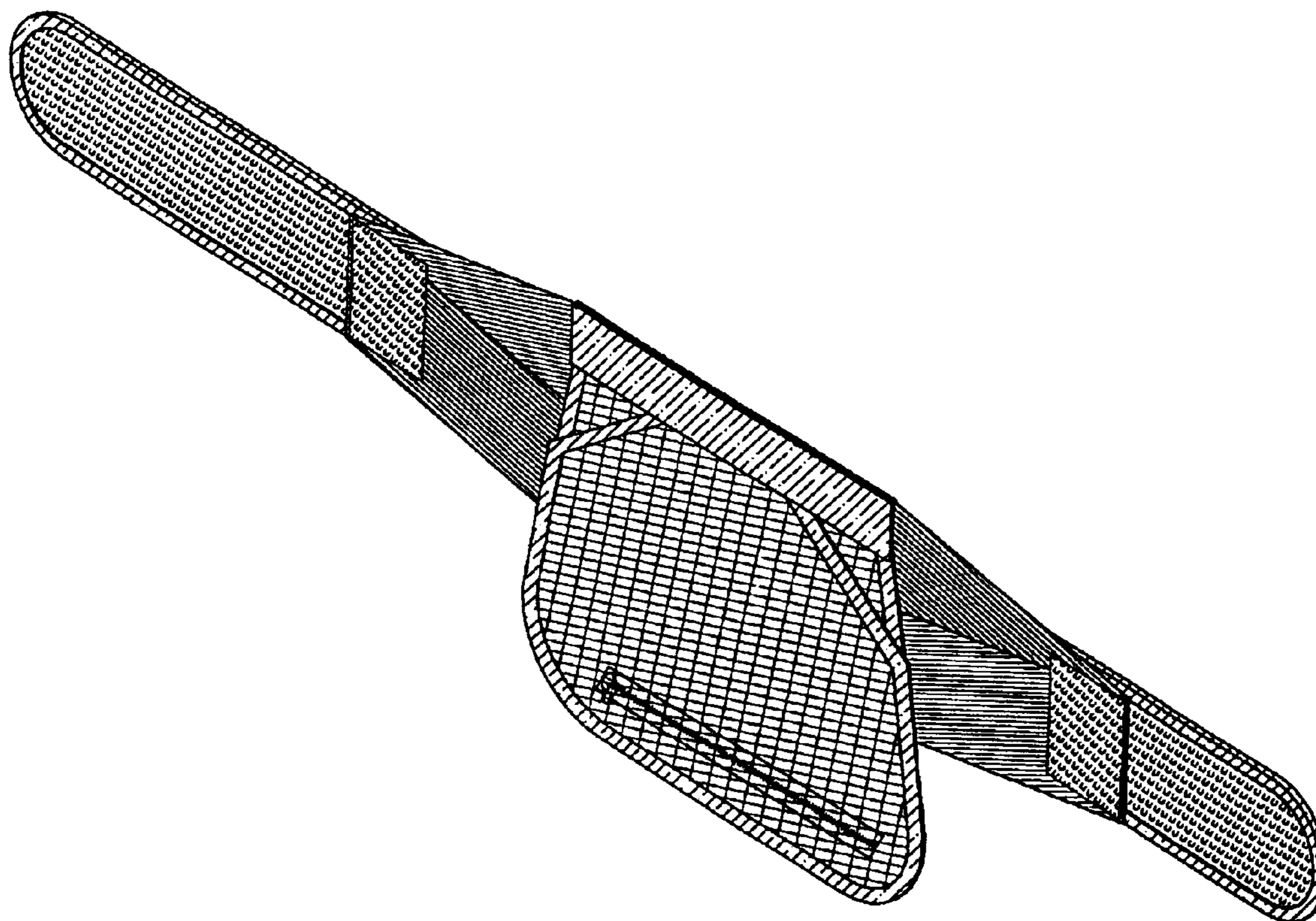
(56) **References Cited**

U.S. PATENT DOCUMENTS

D410,331 S * 6/1999 Hamilton D3/221

D412,243 S * 7/1999 Shkreli D3/224

1 Claim, 5 Drawing Sheets



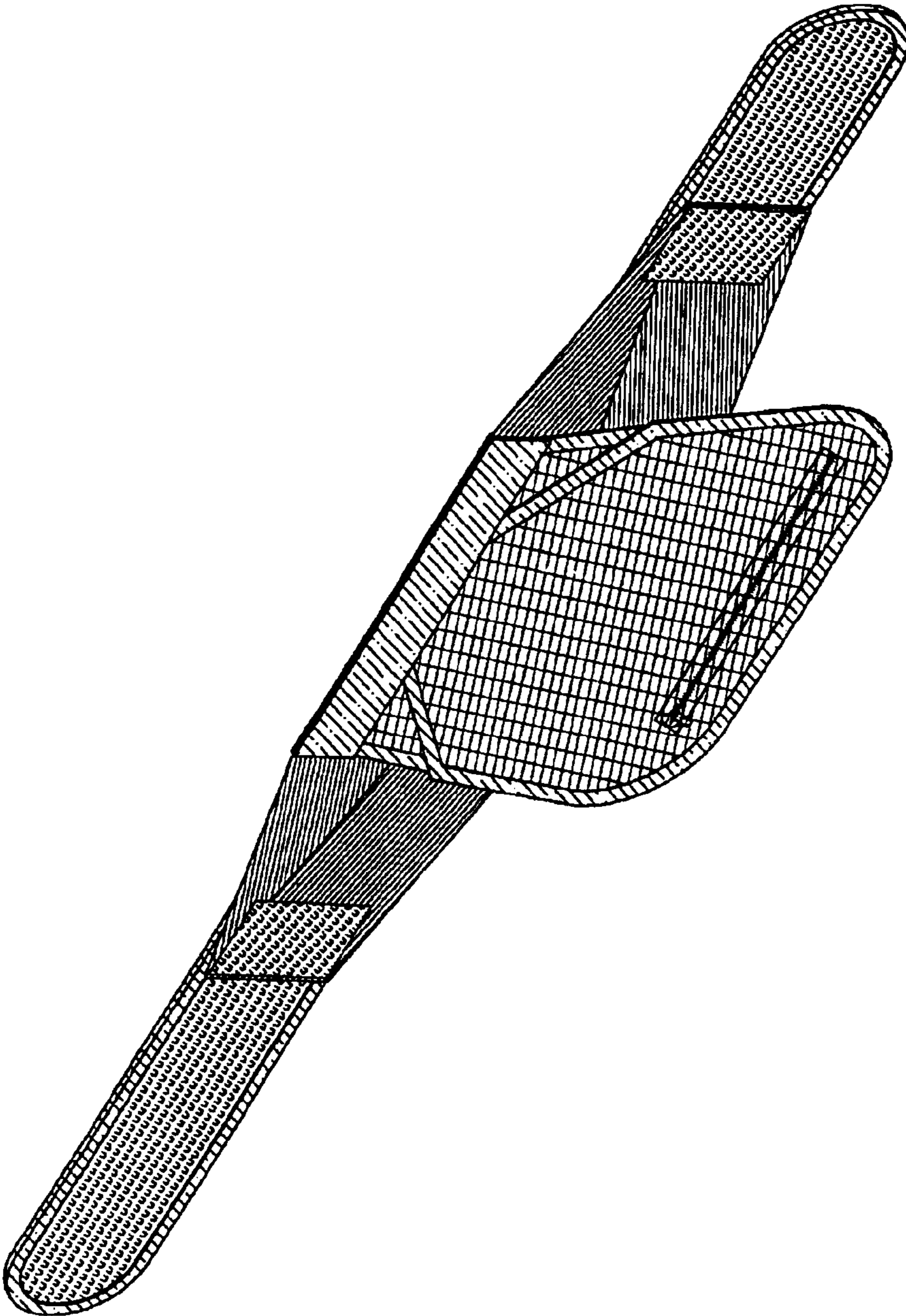


Fig. 1

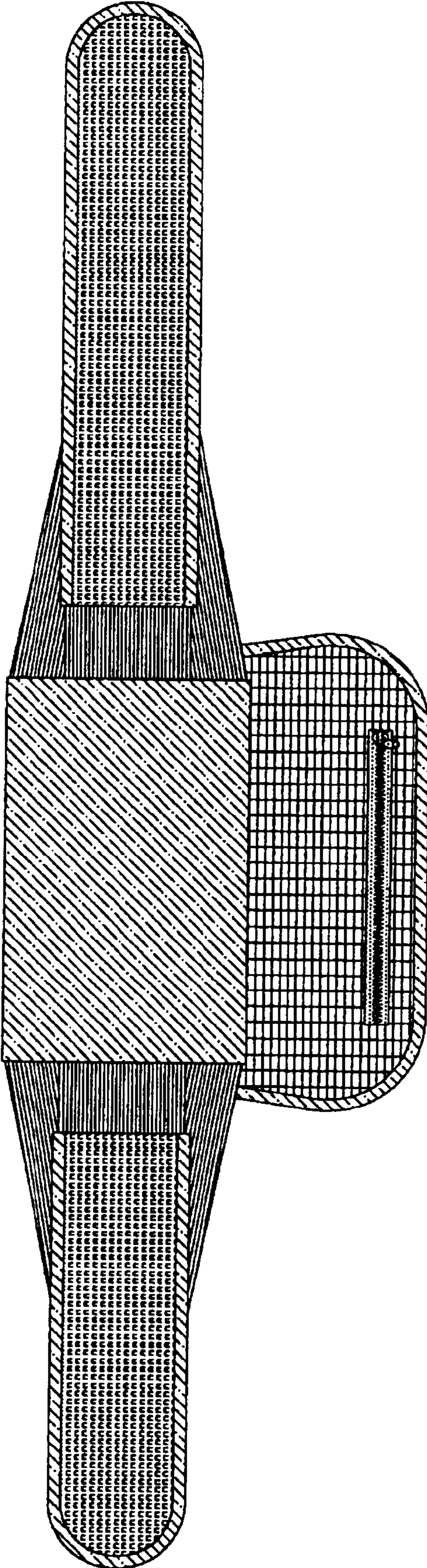


Fig. 2

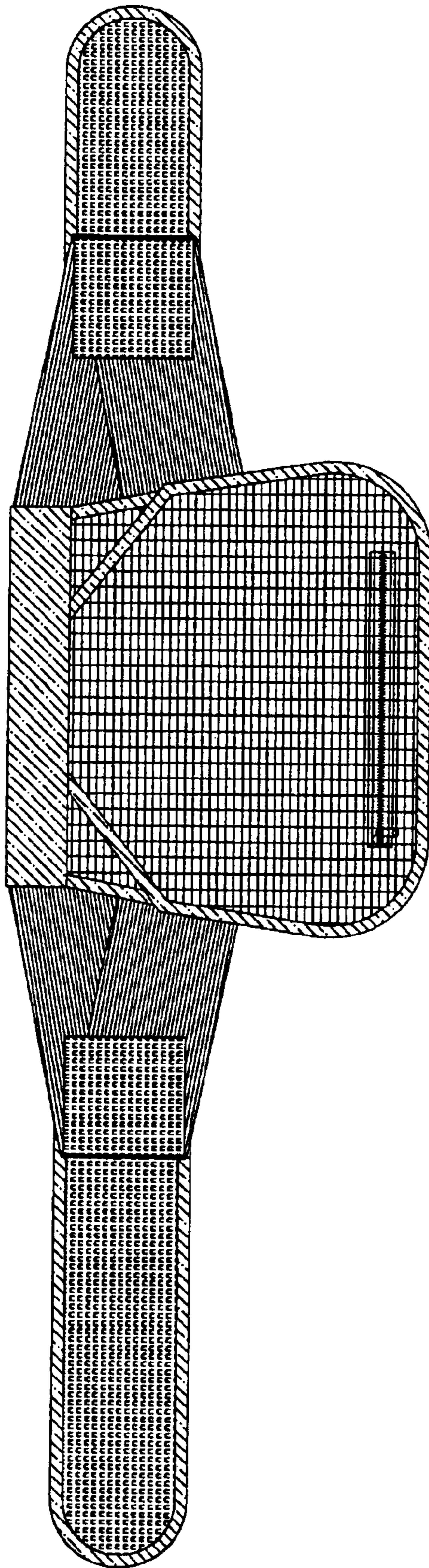


Fig. 3

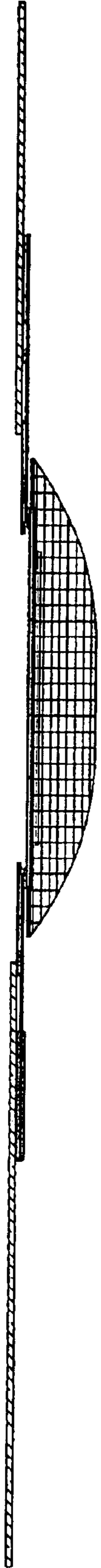


Fig. 4




Fig. 5




Fig. 7



Fig. 6