



US00D541518S

(12) **United States Design Patent** (10) **Patent No.:** **US D541,518 S**  
**Rasmussen** (45) **Date of Patent:** **\*\* \*May 1, 2007**

- (54) **PORTION OF A SHOE UPPER**  
 (75) Inventor: **Jeff Rasmussen**, Portland, OR (US)  
 (73) Assignee: **Nike, Inc.**, Beaverton, OR (US)  
 (\*) Notice: This patent is subject to a terminal disclaimer.  
 (\*\*) Term: **14 Years**

D498,911 S	11/2004	Young
D499,249 S	12/2004	Hlavacs
D499,874 S	12/2004	Panariello, Jr.
D500,408 S	1/2005	Rask
D503,262 S	3/2005	Della Valle
D503,518 S	4/2005	Della Valle
D505,002 S	5/2005	Matis et al.
D506,598 S	* 6/2005	Schoenborn et al. .... D2/969
D509,350 S	9/2005	Holmes
D514,294 S	* 2/2006	Matis ..... D2/969

- (21) Appl. No.: **29/255,166**  
 (22) Filed: **Mar. 6, 2006**  
 (51) **LOC (8) Cl.** ..... **02-99**  
 (52) **U.S. Cl.** ..... **D2/972**  
 (58) **Field of Classification Search** ..... D2/902,  
 D2/907, 908, 943, 944, 969, 972-974; 36/45,  
 36/50.1, 77 M, 77 R, 83, 88, 113, 114, 126-131  
 See application file for complete search history.

OTHER PUBLICATIONS

Nike Footwear Catalog (SP 96), p. 131, published Jun. 1995, Beaverton, Oregon, U.S.A.  
 Men's Nike Footwear Catalog (FA 98), p. M7, published Nov. 1997, Beaverton, Oregon, U.S.A.

\* cited by examiner

*Primary Examiner*—Dominic Simone  
 (74) *Attorney, Agent, or Firm*—TraskBritt, P.C.

(56) **References Cited**

U.S. PATENT DOCUMENTS

D47,238 S	4/1915	Miller
D93,509 S	8/1934	Phifer
D253,138 S	10/1979	Foldes
D287,301 S	* 12/1986	Tong ..... D2/969
D297,590 S	* 9/1988	Selbiger ..... D2/969
D297,781 S	* 9/1988	Diaz et al. .... D2/973
D299,583 S	* 1/1989	Tong ..... D2/973
D300,981 S	* 5/1989	Gerber et al. .... D2/969
D303,315 S	* 9/1989	Tong et al. .... D2/973
D304,518 S	* 11/1989	Brown et al. .... D2/969
D345,246 S	3/1994	Greene
D346,484 S	5/1994	Hatfield
D347,938 S	6/1994	Smith
D349,396 S	8/1994	Hatfield
D365,195 S	12/1995	Chen
D391,054 S	2/1998	Vestuti
D391,070 S	2/1998	Ford
D395,346 S	6/1998	Doxey
D447,620 S	9/2001	Matis et al.
D487,339 S	3/2004	Laberge
D496,527 S	9/2004	Roulo
D497,710 S	11/2004	Hlavacs

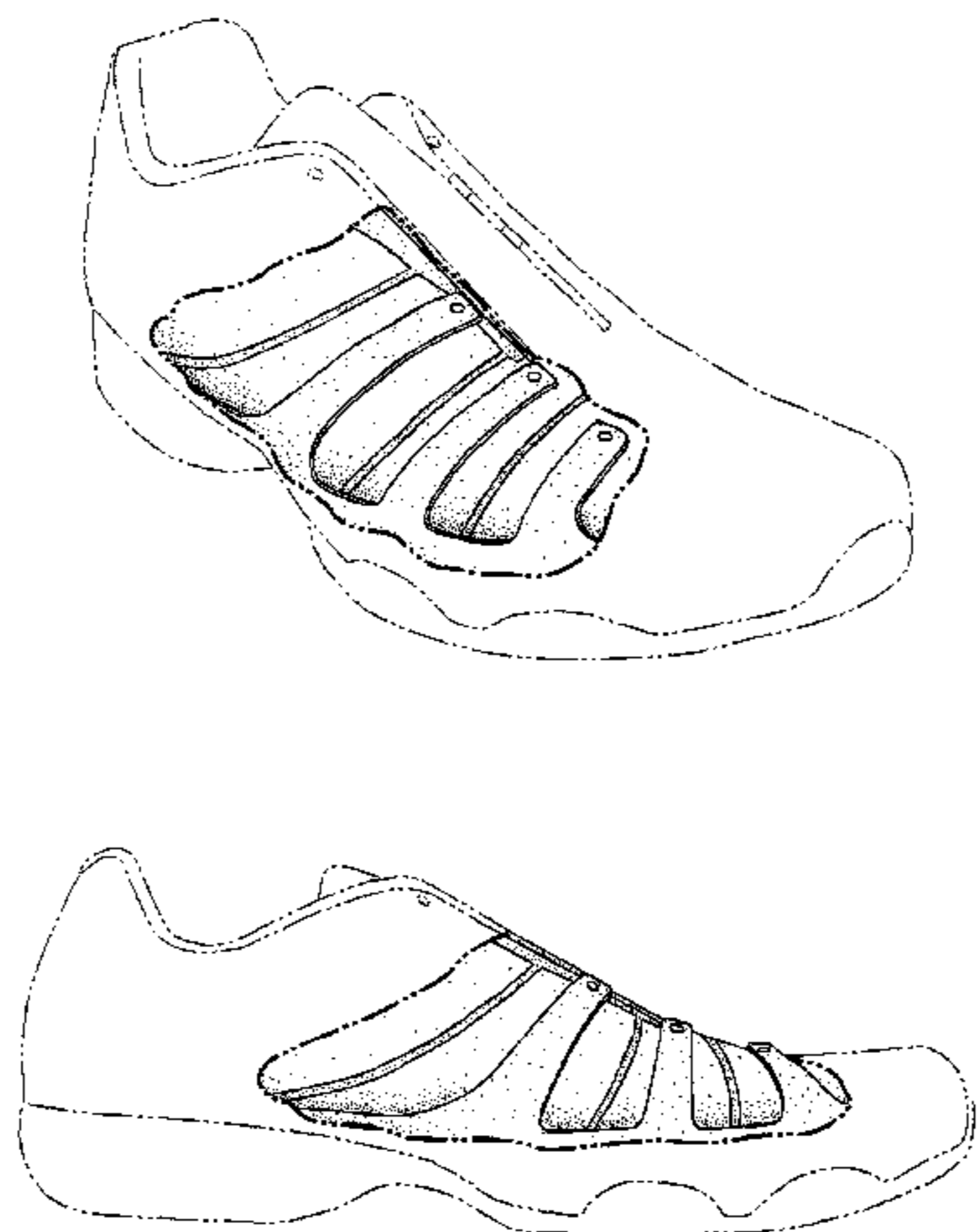
(57) **CLAIM**

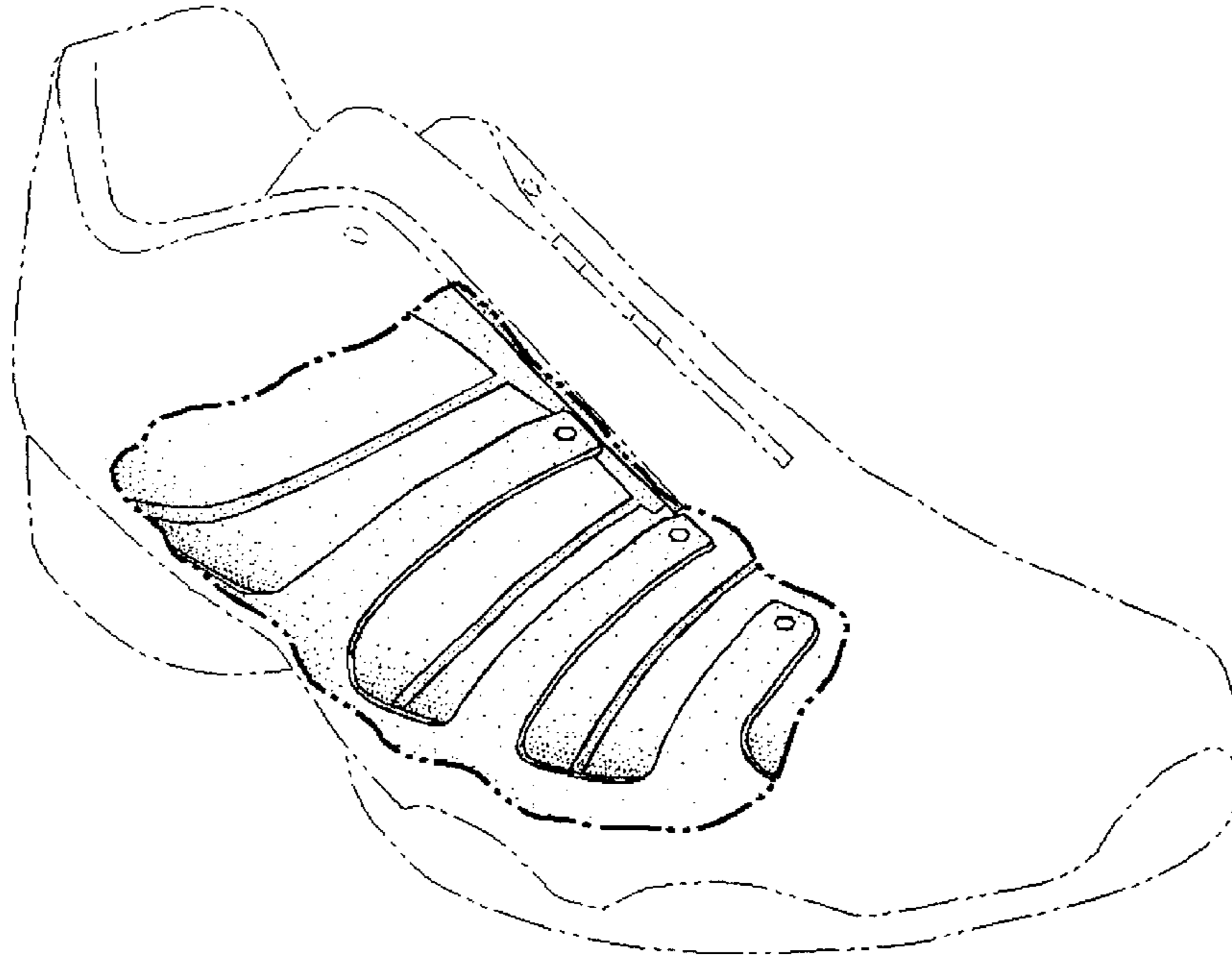
The ornamental design for a portion of a shoe upper, as shown and described.

**DESCRIPTION**


FIG. 1 is a perspective view of a portion of a shoe upper showing my new design;  
 FIG. 2 is a side view of the portion of a shoe upper shown in FIG. 1;  
 FIG. 3 is a front view of the portion of a shoe upper shown in FIG. 1;  
 FIG. 4 is a rear view of the portion of a shoe upper shown in FIG. 1; and,  
 FIG. 5 is a top view of the portion of a shoe upper shown in FIG. 1.  
 The uneven broken line immediately adjacent to the shaded area represent the bounds of the claimed design. All other uneven broken lines represent the remaining portion of the shoe. The uneven broken line representations in FIGS. 1-5 are for illustrative purposes only and form no part of the claimed design.

**1 Claim, 2 Drawing Sheets**

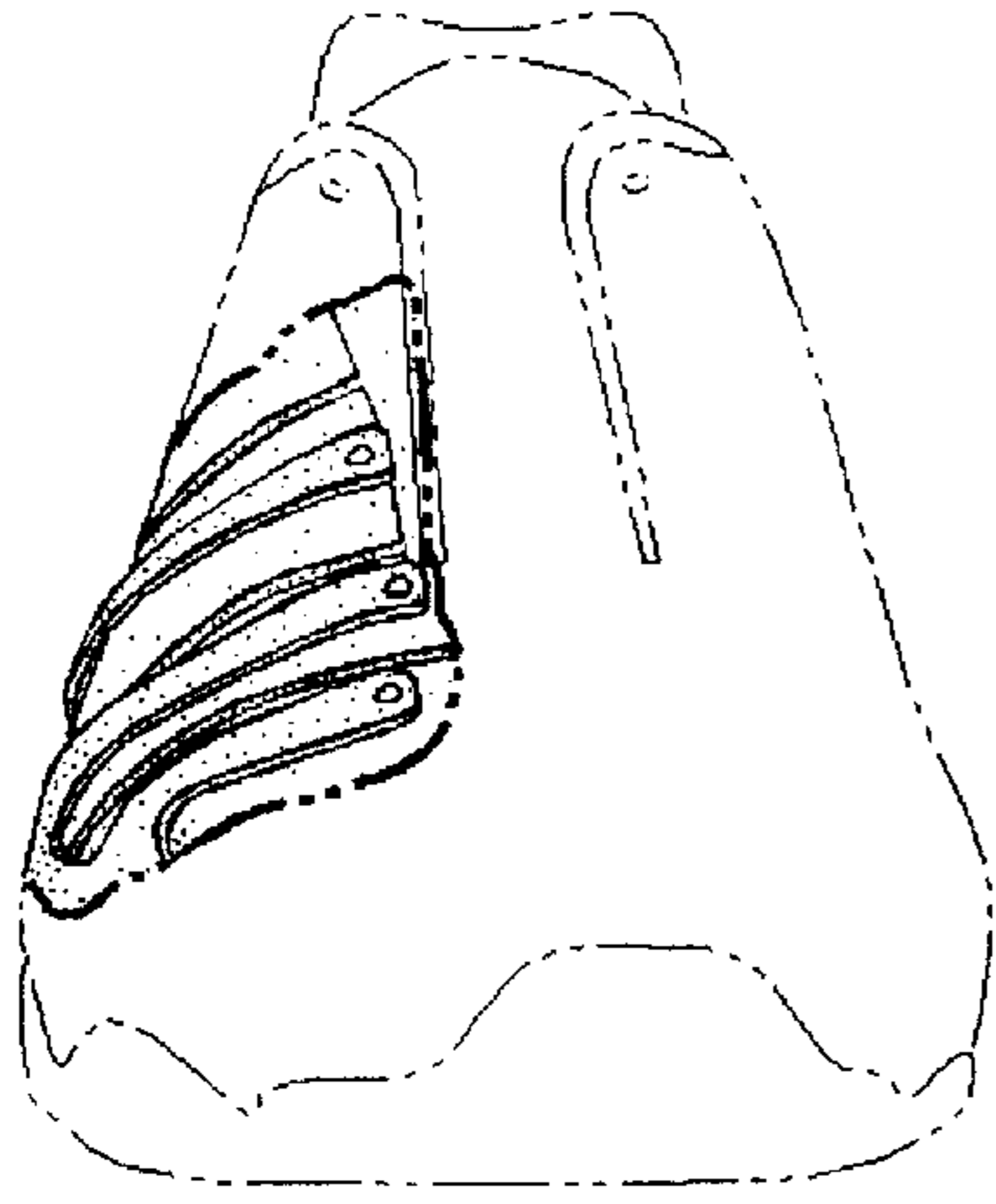




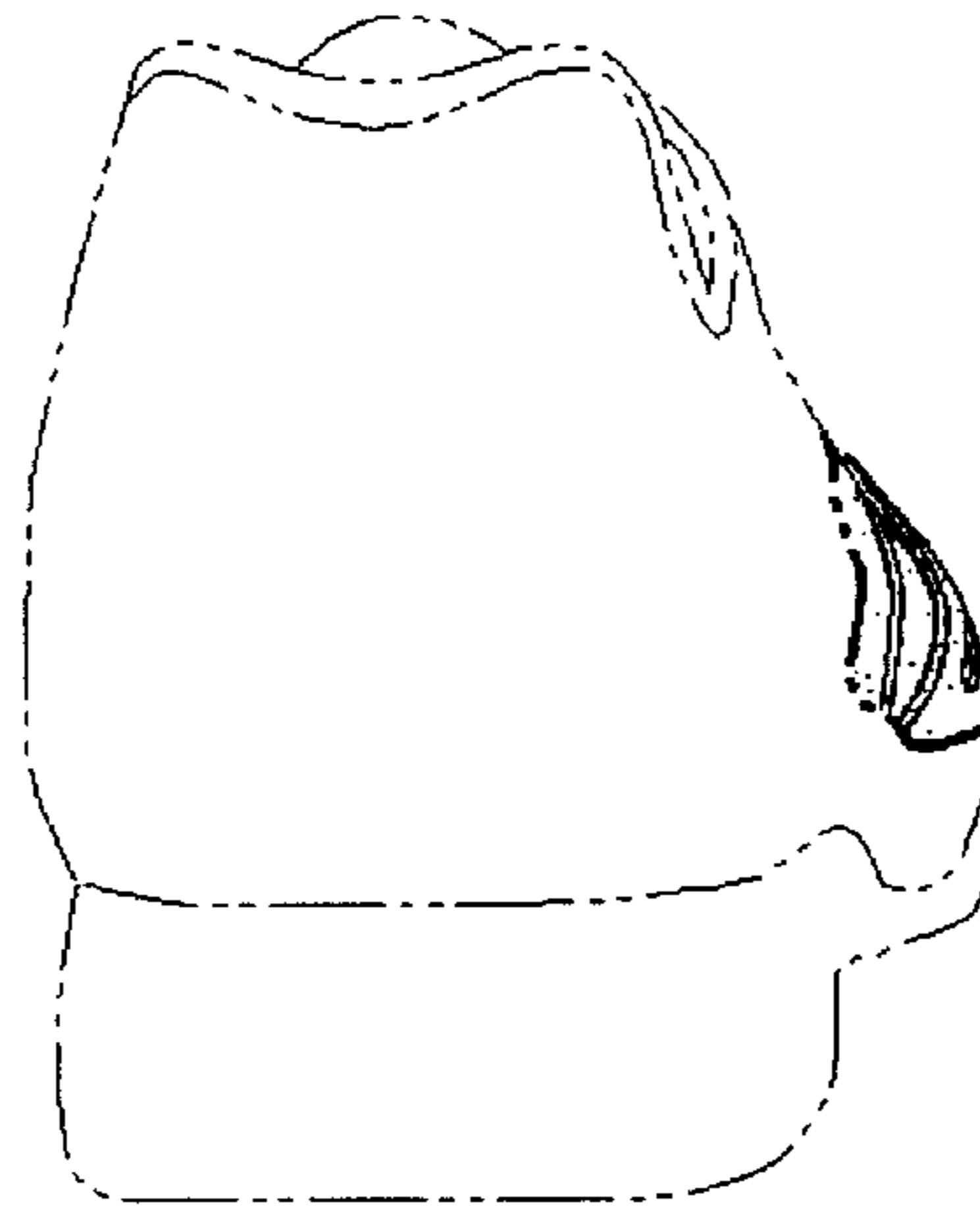
**FIG. 1**



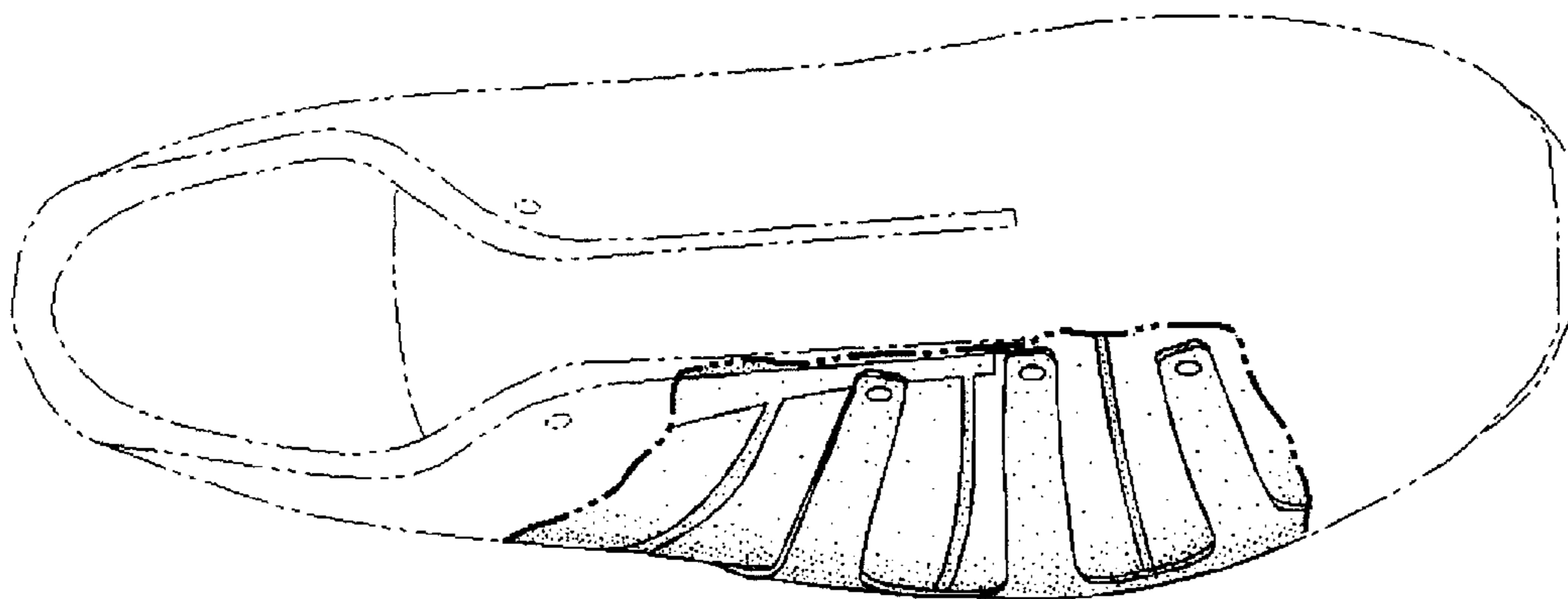
**FIG. 2**



**FIG. 3**



**FIG. 4**



**FIG. 5**