

US00D541515S

(12) **United States Design Patent**
Lane, III

(10) **Patent No.:** **US D541,515 S**

(45) **Date of Patent:** **** May 1, 2007**

(54) **GOLF SHOE UPPER**

(75) Inventor: **John F. Lane, III**, Weymouth, MA
(US)

(73) Assignee: **Acushnet Company**, Fairhaven, MA
(US)

(**) Term: **14 Years**

(21) Appl. No.: **29/266,767**

(22) Filed: **Sep. 27, 2006**

(51) **LOC (8) Cl.** **02-99**

(52) **U.S. Cl.** **D2/969; D2/906**

(58) **Field of Classification Search** D2/902,
D2/905-908, 943, 944, 946, 969, 972-974;
36/45, 50.1, 77 M, 77 R, 83, 88, 113, 114,
36/126-131

See application file for complete search history.

(56) **References Cited**

U.S. PATENT DOCUMENTS

D358,021 S	*	5/1995	Vestuti	D2/970
D359,238 S	*	6/1995	Sifling	D2/969
D365,438 S	*	12/1995	Orzeck	D2/969
D441,179 S	*	5/2001	Erickson et al.	D2/969
D441,519 S	*	5/2001	Erickson et al.	D2/969
D441,520 S	*	5/2001	Lane et al.	D2/969
D449,434 S	*	10/2001	Erickson et al.	D2/969
D473,702 S	*	4/2003	Burg et al.	D2/969
D476,801 S	*	7/2003	Robinson et al.	D2/969
D478,413 S	*	8/2003	Robinson et al.	D2/969
D478,414 S	*	8/2003	Robinson et al.	D2/969
D490,597 S	*	6/2004	Robinson et al.	D2/969
D490,971 S	*	6/2004	Robinson et al.	D2/969
D511,609 S	*	11/2005	Magro et al.	D2/908
D511,882 S	*	11/2005	Robinson et al.	D2/969
D512,556 S	*	12/2005	Lane et al.	D2/969

D512,557 S	*	12/2005	Lane et al.	D2/969
D512,822 S	*	12/2005	Robinson et al.	D2/969
D512,823 S	*	12/2005	Robinson et al.	D2/969
D512,824 S	*	12/2005	Lane et al.	D2/969
D513,844 S	*	1/2006	Robinson et al.	D2/969
D514,293 S	*	2/2006	Feeney	D2/969
D516,790 S	*	3/2006	Stryjak et al.	D2/969
D517,298 S	*	3/2006	James	D2/969
D517,300 S	*	3/2006	Carr et al.	D2/969
D517,301 S	*	3/2006	Stryjak et al.	D2/969
D518,281 S	*	4/2006	Lane et al.	D2/969
D518,628 S	*	4/2006	Hatakeyama	D2/946
D520,223 S	*	5/2006	Burg	D2/969
D524,016 S	*	7/2006	Robinson et al.	D2/902
D525,768 S	*	8/2006	Robinson et al.	D2/906
D530,068 S	*	10/2006	Lane et al.	D2/969

* cited by examiner

Primary Examiner—Dominic Simone

(74) *Attorney, Agent, or Firm*—D. Michael Burns

(57) **CLAIM**

The ornamental design for a golf shoe upper, as shown and described.

DESCRIPTION

FIG. 1 is a perspective view of a golf shoe upper showing my new design;

FIG. 2 is a top plan view thereof;

FIG. 3 is a left side elevational view thereof;

FIG. 4 is a right side elevational view thereof; and

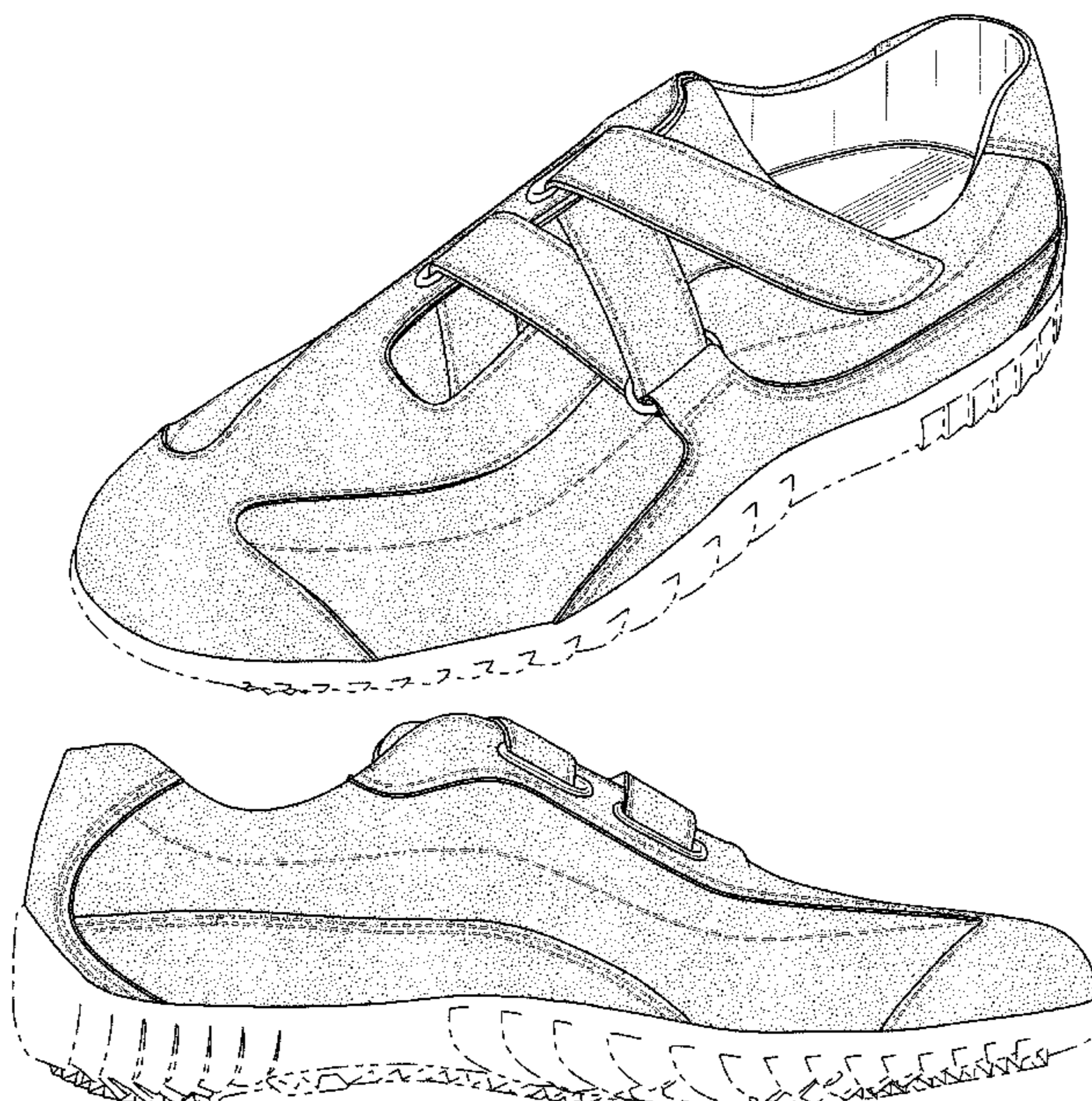
FIG. 5 is a bottom plan view thereof;

FIG. 6 is a front elevational view thereof; and,

FIG. 7 is a rear elevational view thereof.

The broken lines showing a shoe outsole, including cleats, in FIGS. 1-7 is for illustrative purposes and represent the portions of the design that form no part of the claim.

1 Claim, 4 Drawing Sheets



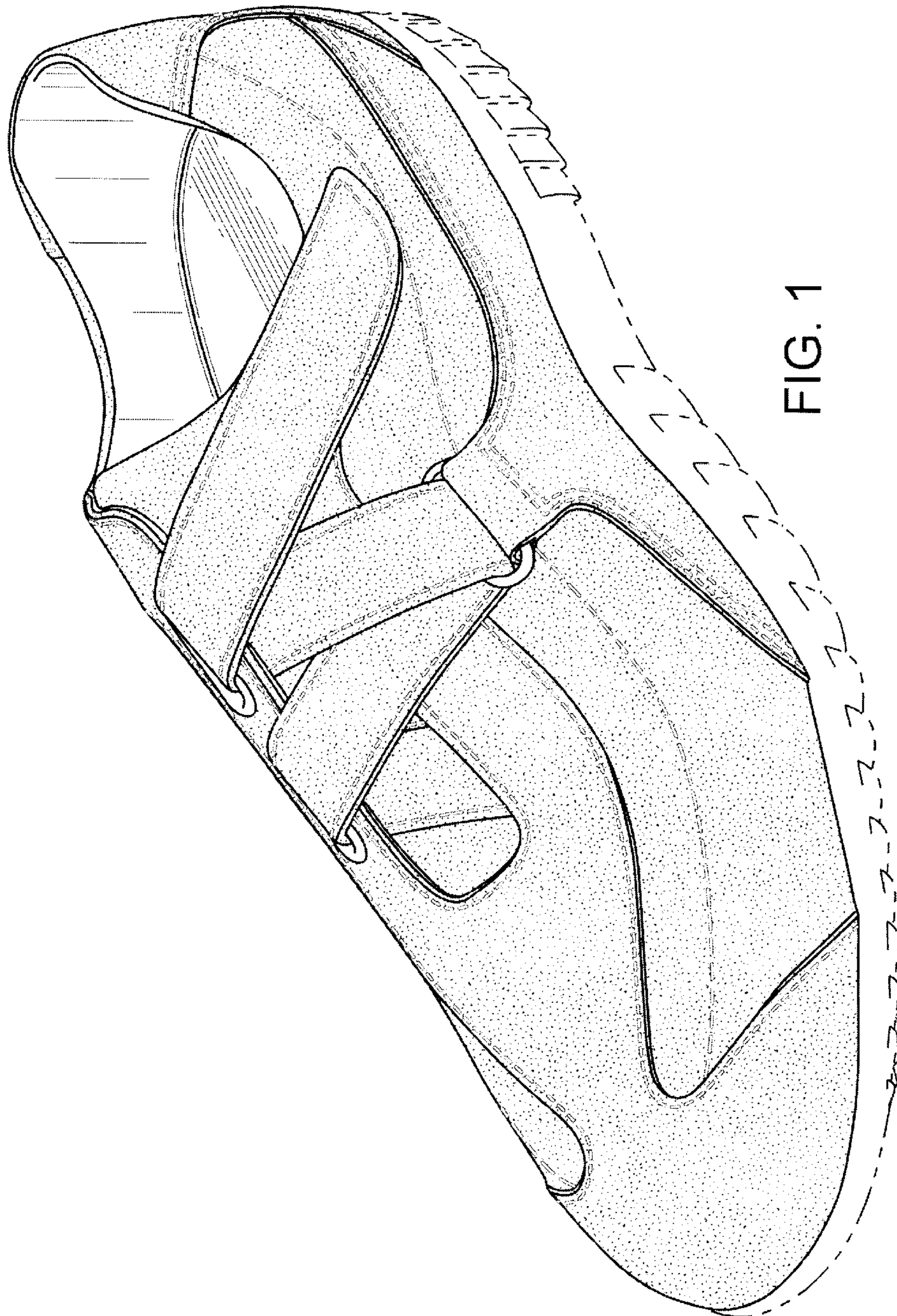


FIG. 1

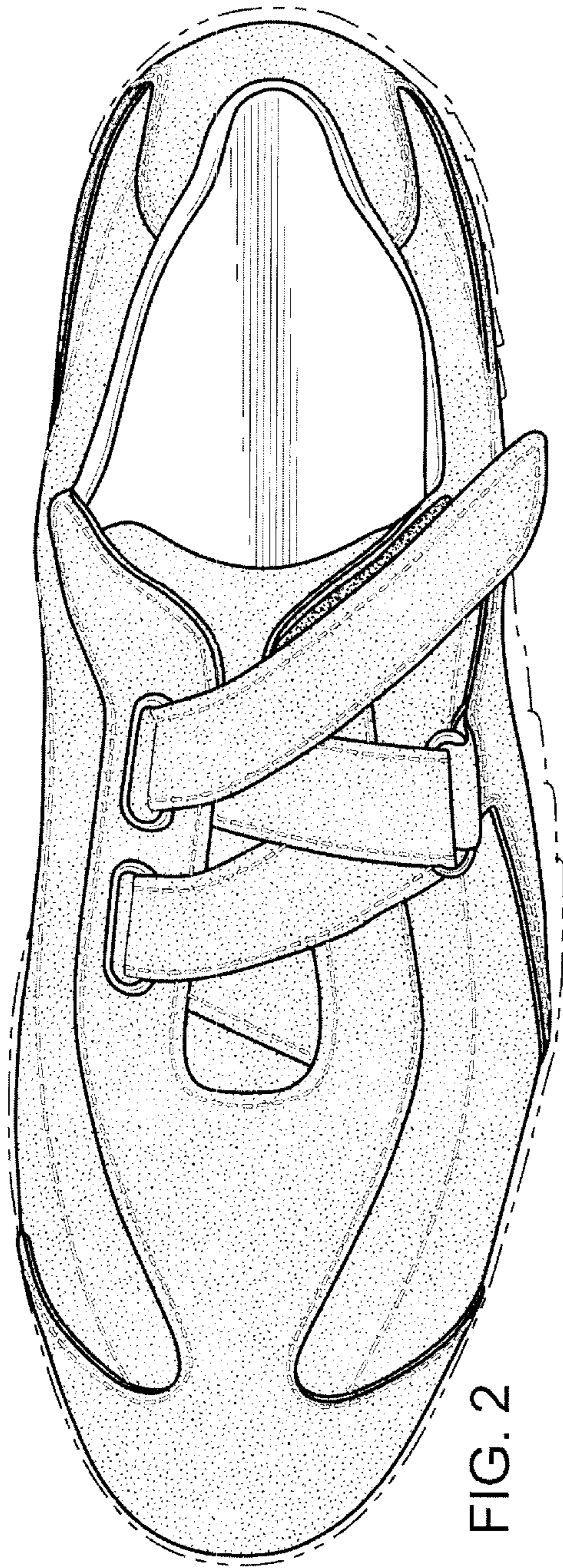


FIG. 2

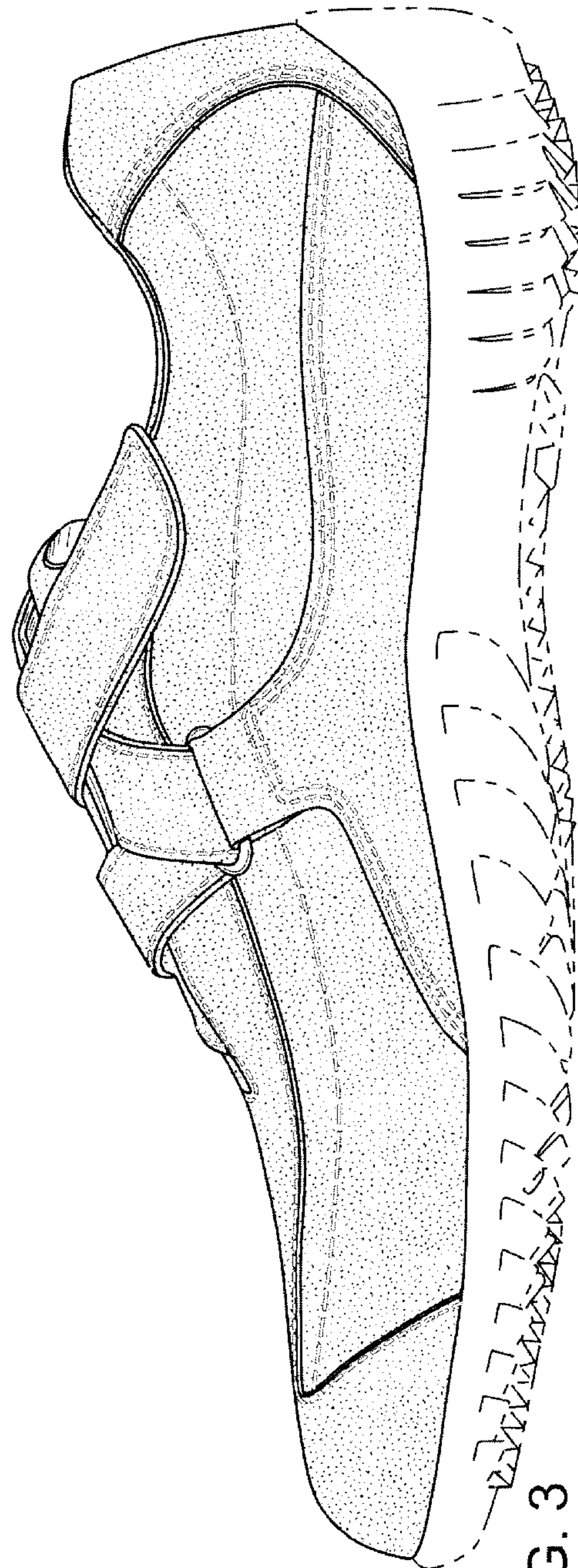
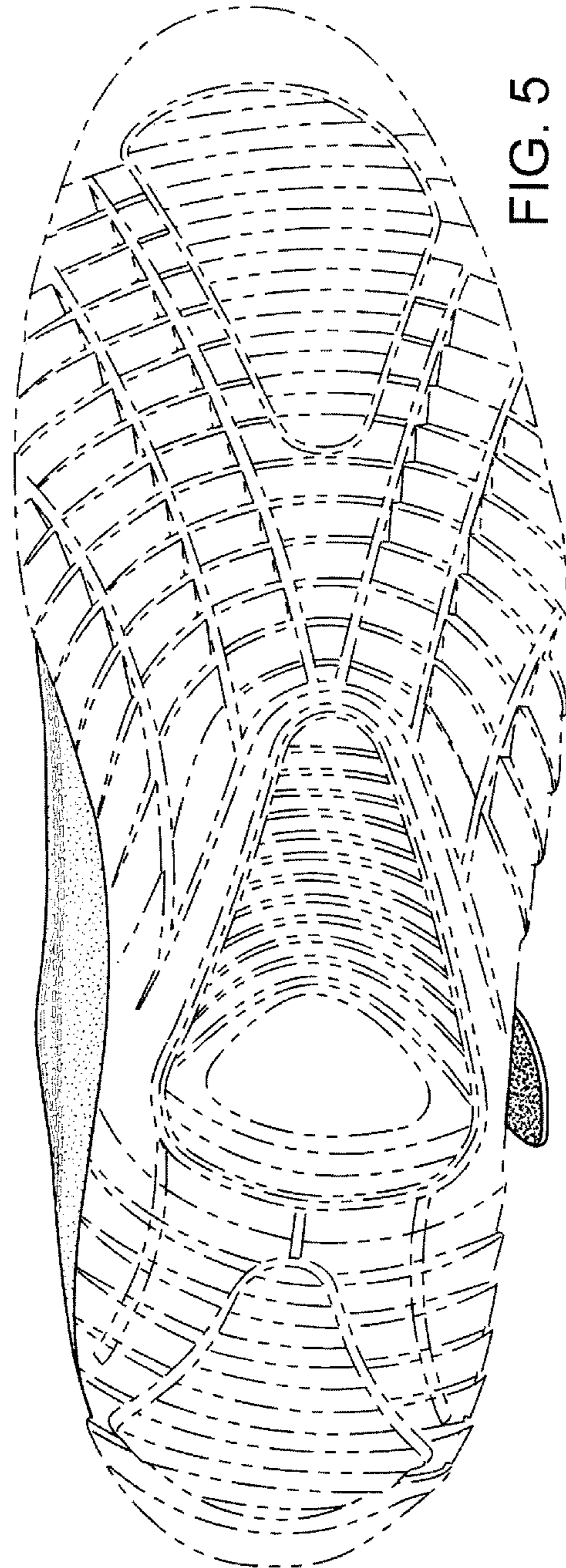
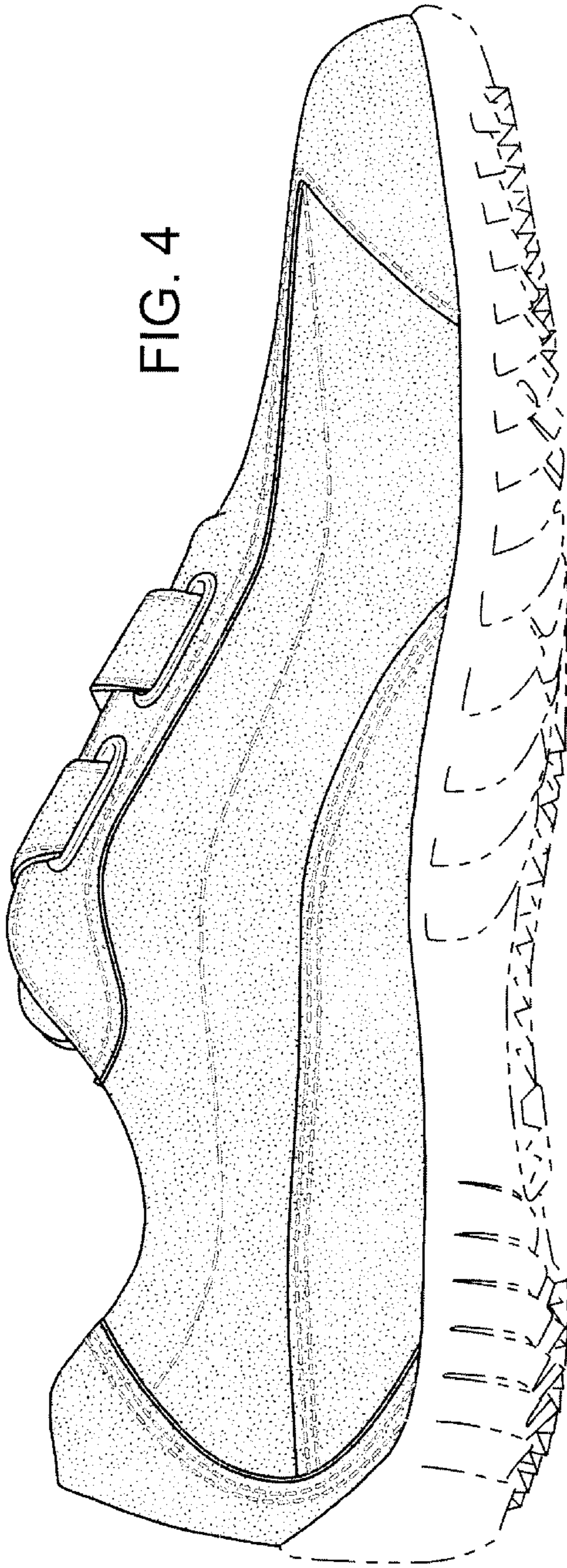


FIG. 3



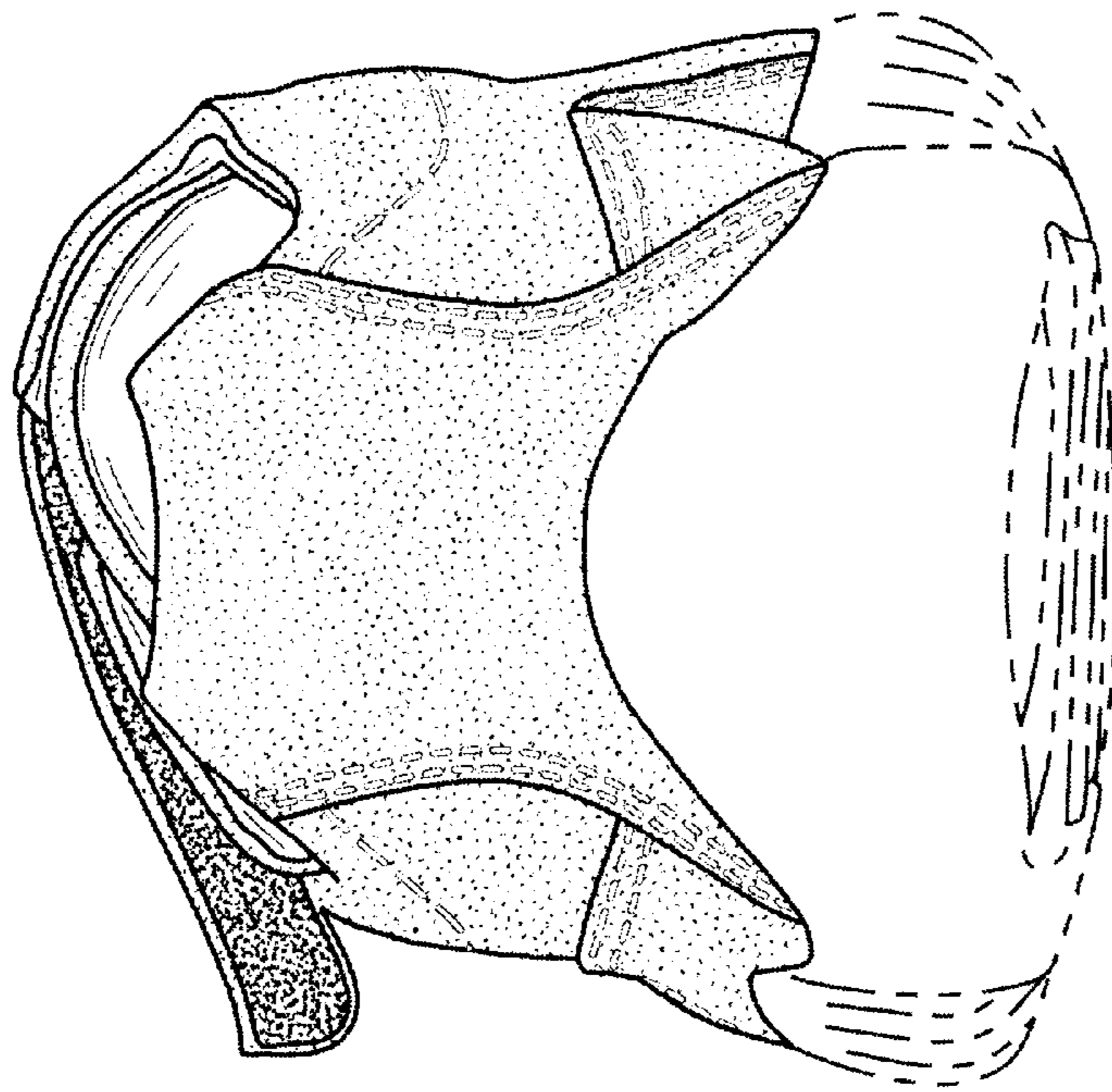


FIG. 7

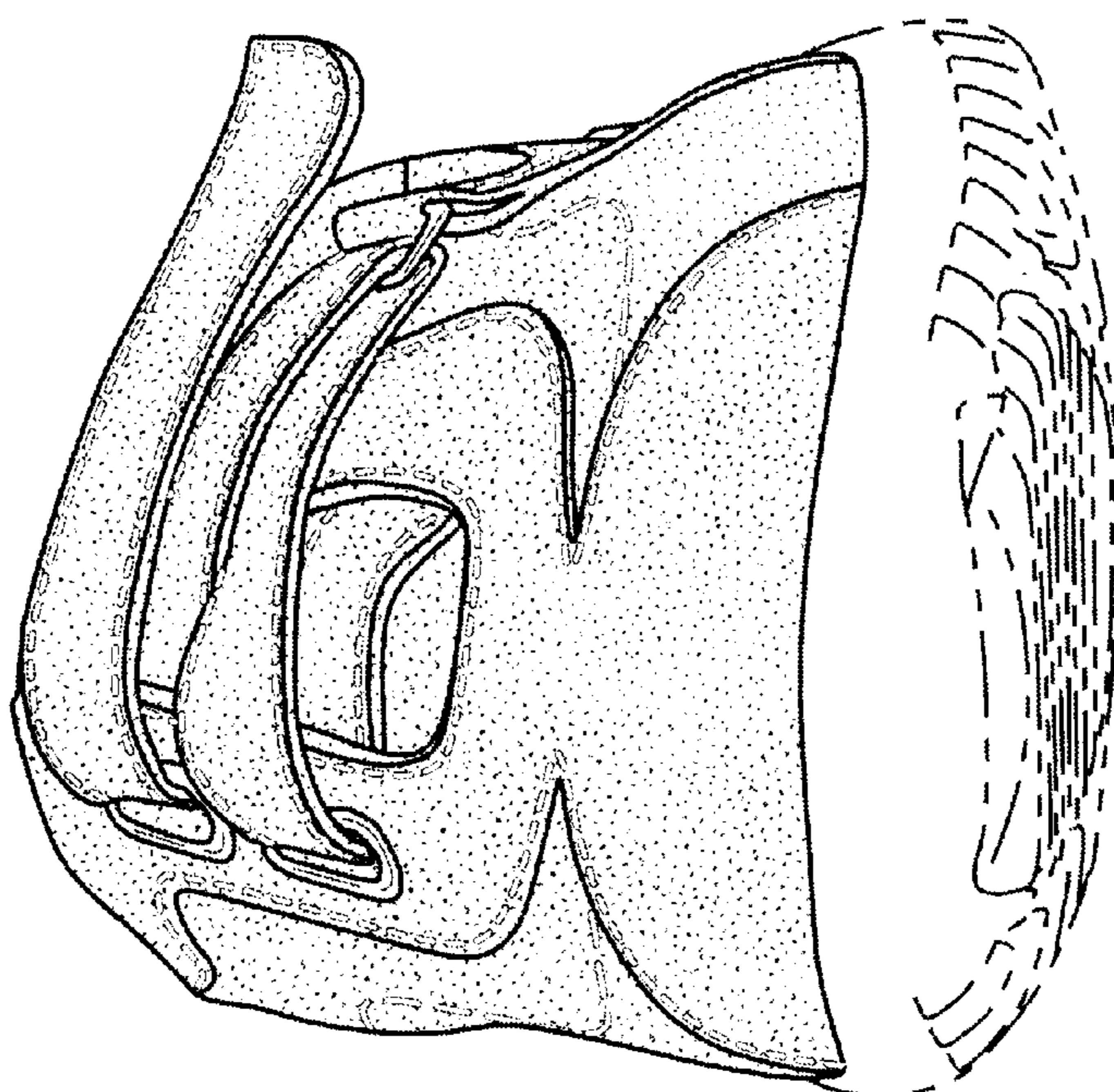


FIG. 6