

US00D541489S

(12) **United States Design Patent**
Johnson et al.

(10) **Patent No.:** **US D541,489 S**

(45) **Date of Patent:** **** Apr. 24, 2007**

(54) **PET LEASH HANDLE**

(76) Inventors: **James Anthony Johnson**, 1125 Martin
Creek Rd., Olney, MT (US) 59927;
Julie R. Johnson, 1125 Martin Creek
Rd., Olney, MT (US) 59927

(**) Term: **14 Years**

(21) Appl. No.: **29/232,478**

(22) Filed: **Jun. 20, 2005**

(51) **LOC (8) Cl.** **30-04**

(52) **U.S. Cl.** **D30/152; D8/300**

(58) **Field of Classification Search** 119/794-96,
119/776, 797-98, 51.01, 895, 61.5; D8/95-99,
D8/300, 305, 303, 313, 318, 107; D30/151-154;
124/35.2; 24/132 R; 403/373; 7/148; D15/18;
441/69; 30/151-154, 160, 506-509, 511-14,
30/517, 522; 242/405.2, 405.3, 580, 377,
242/381.2; D21/694, 692, 662, 684

See application file for complete search history.

(56) **References Cited**

U.S. PATENT DOCUMENTS

D47,547 S	*	7/1915	Shireman	D8/97
1,487,381 A	*	3/1924	Helms	30/503.5
2,077,509 A	*	4/1937	Blum	30/525
2,279,576 A	*	4/1942	Leverone	30/505
2,321,223 A	*	6/1943	Loughlin	30/525
2,710,032 A	*	6/1955	Clark	30/525

D187,633 S	*	4/1960	Bower	D8/97
4,269,150 A	*	5/1981	McCarthy	119/796
4,391,226 A	*	7/1983	Guthrie	119/797
D281,631 S	*	12/1985	Konar	D30/153
D341,682 S	*	11/1993	Musetti	D30/153
D395,588 S	*	6/1998	Davis et al.	D8/97
D463,966 S	*	10/2002	Juhlin	D8/97

* cited by examiner

Primary Examiner—M. H. Tung

Assistant Examiner—Susan Moon Lee

(74) *Attorney, Agent, or Firm*—Adam H. Jacobs

(57) **CLAIM**

We claim the ornamental design for a pet leash handle, as shown and described.

DESCRIPTION

FIG. 1 is a perspective view of the pet leash handle of the present invention;

FIG. 2 is a top plan view thereof;

FIG. 3 is a front elevational view thereof;

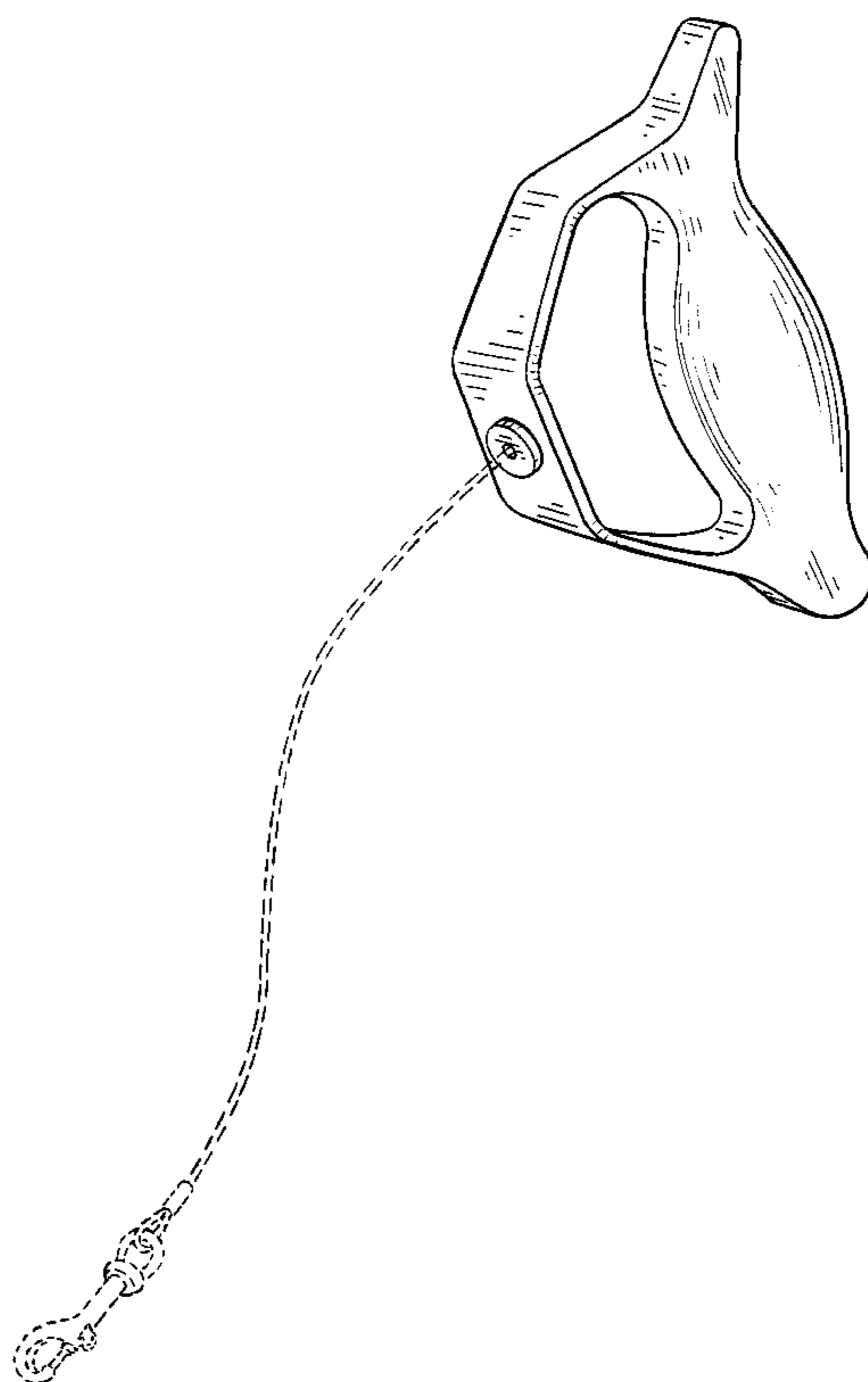
FIG. 4 is a side elevational view of the pet leash handle according to the present invention, the opposite side being a mirror image thereof;

FIG. 5 is a rear elevational view thereof; and,

FIG. 6 is a bottom plan view thereof.

The broken line showing the dog leash in FIG. 1 is illustrative of environmental structure only and forms no part of the claimed design.

1 Claim, 2 Drawing Sheets



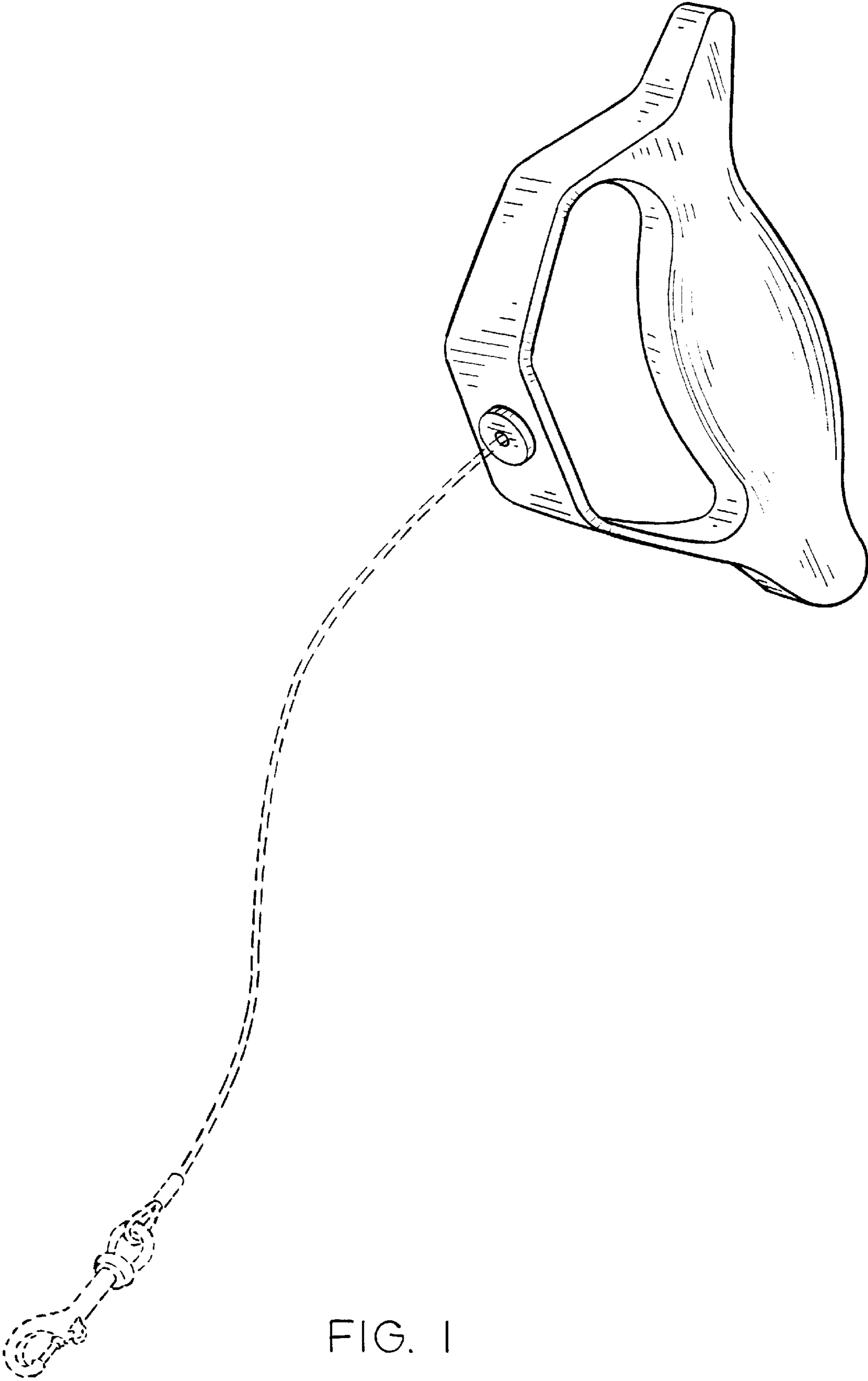


FIG. 1

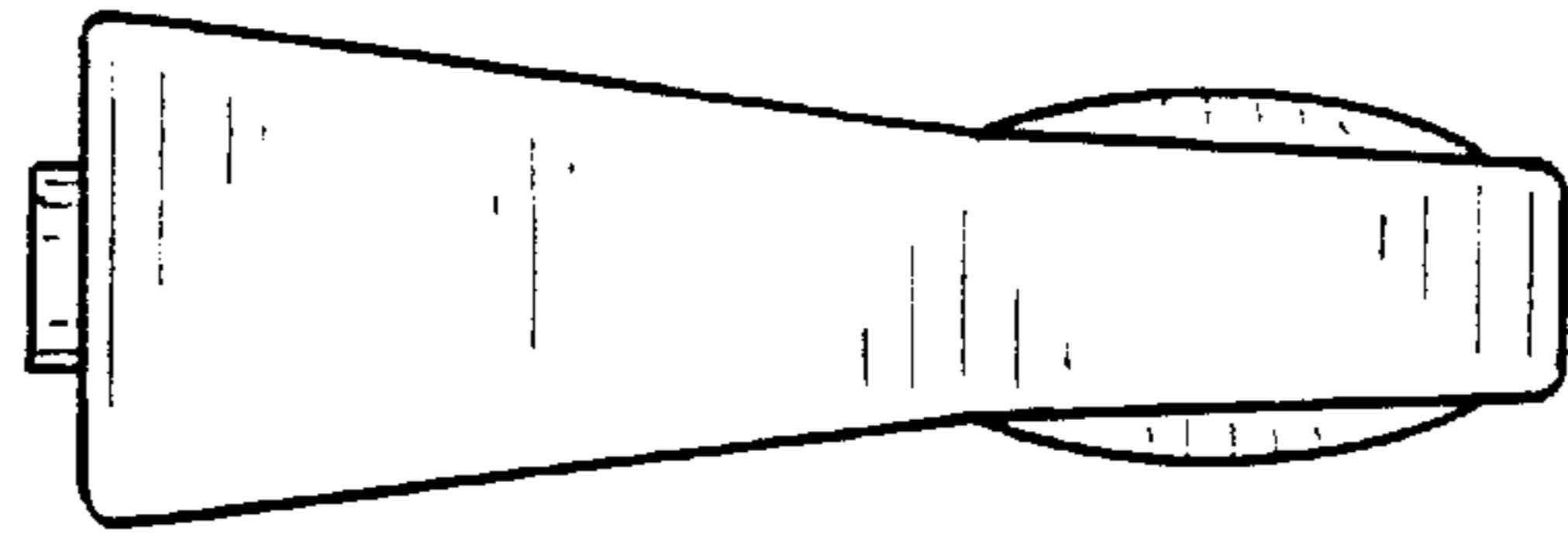


FIG. 2

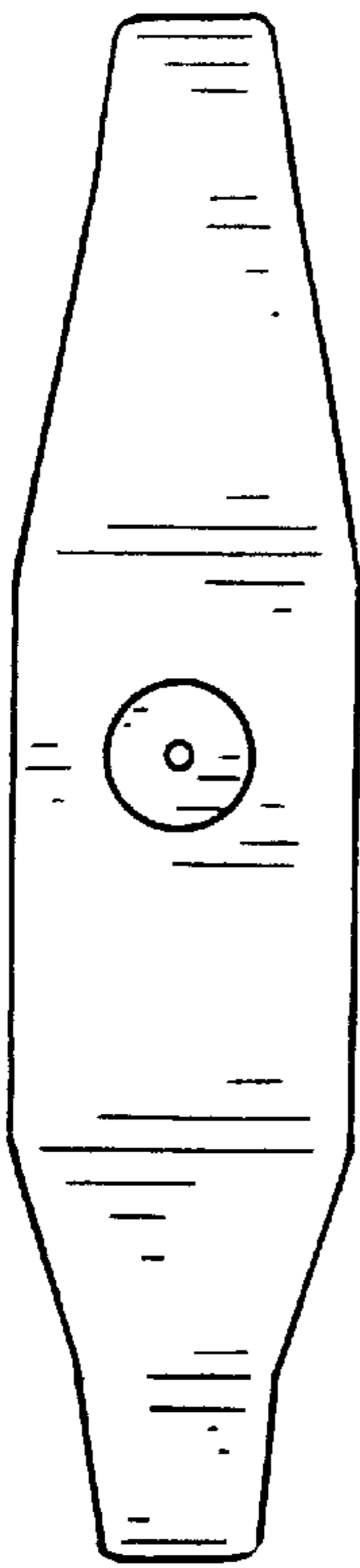


FIG. 3

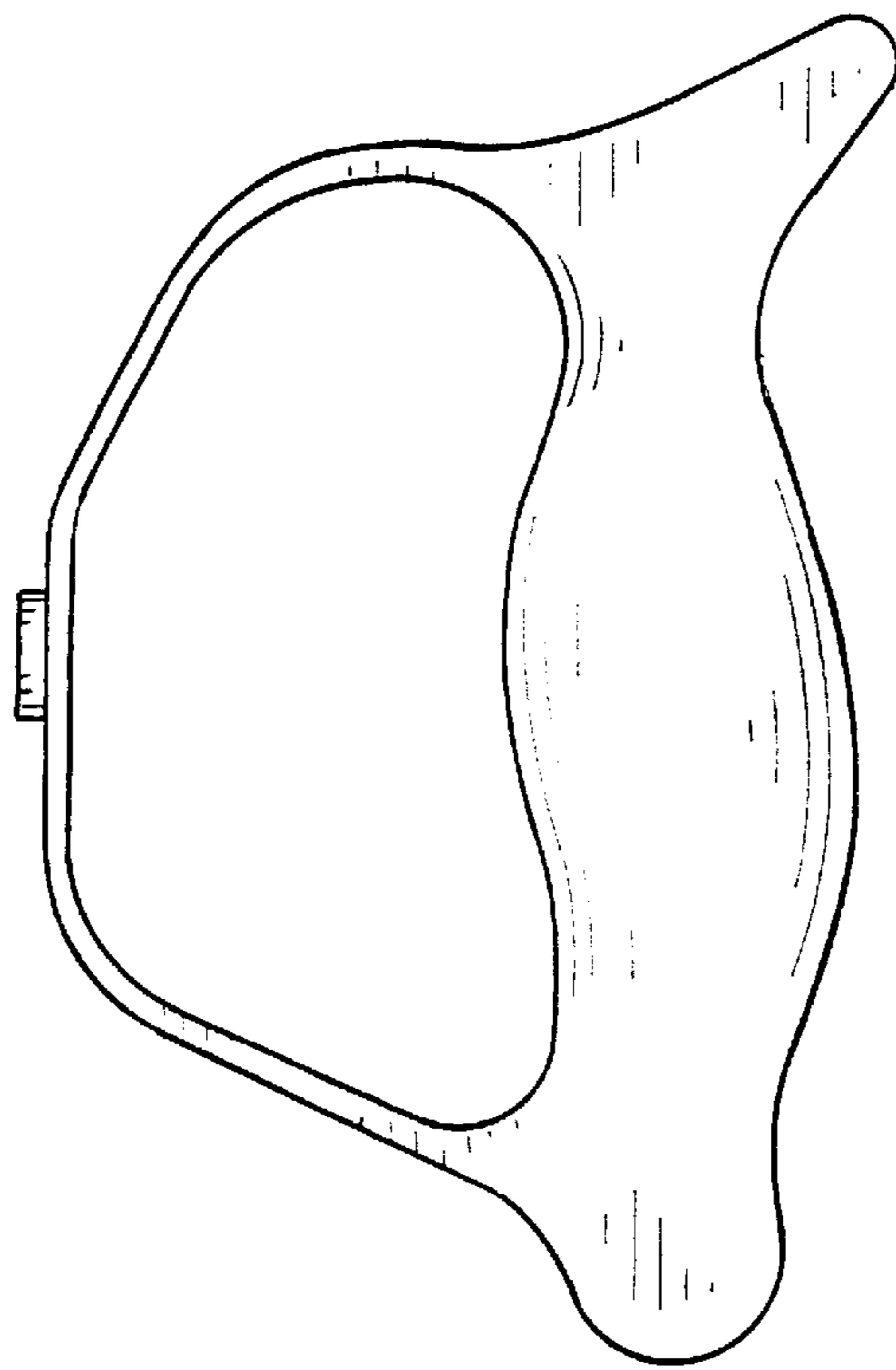


FIG. 4

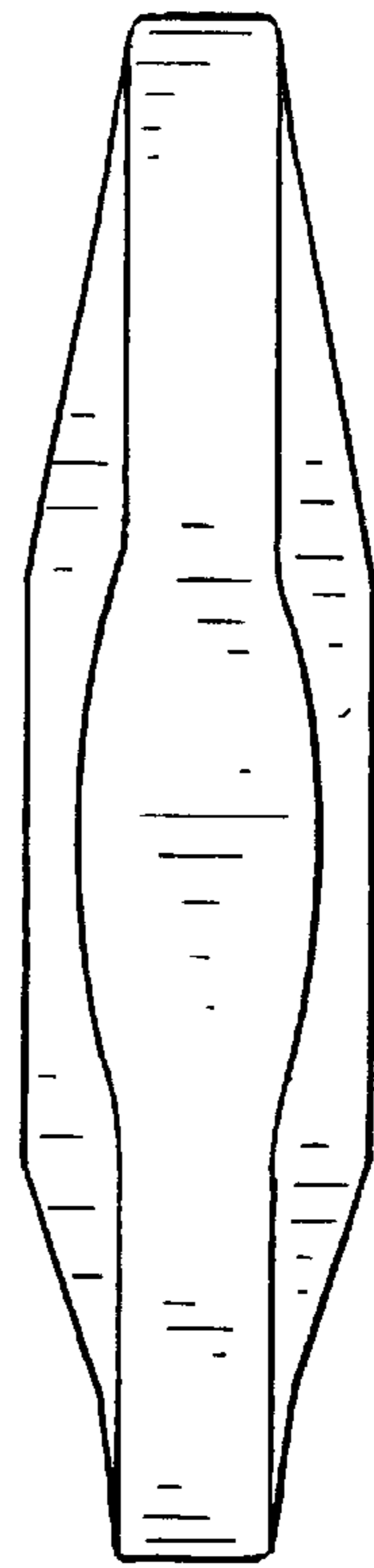


FIG. 5

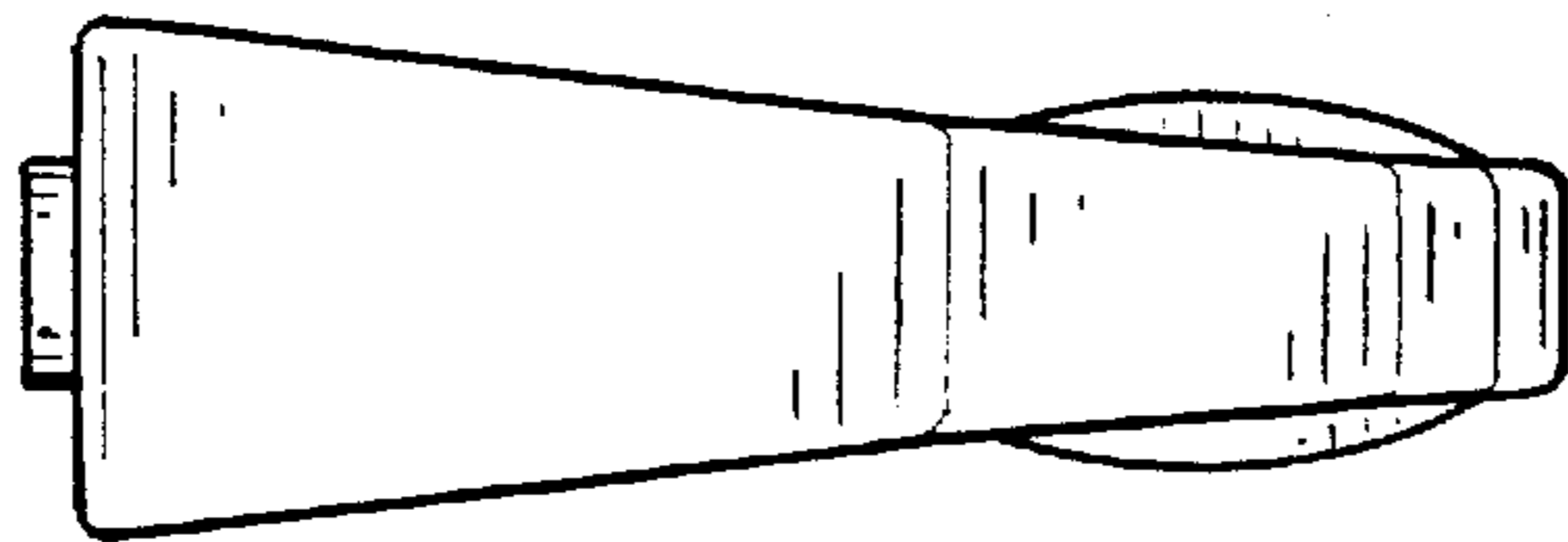


FIG. 6