

US00D541487S

(12) **United States Design Patent**
Béland

(10) **Patent No.:** **US D541,487 S**

(45) **Date of Patent:** **** Apr. 24, 2007**

(54) **SIDE PROTECTOR OF A LEG PAD**

(75) Inventor: **Jean-François Béland**, Montreal (CA)

(73) Assignee: **Bauer Nike Hockey Inc.**, St-Jerôme,
Quebec (CA)

(**) Term: **14 Years**

(21) Appl. No.: **29/198,498**

(22) Filed: **Feb. 2, 2004**

Related U.S. Application Data

(63) Continuation of application No. 29/172,842, filed on Dec. 19, 2002, now Pat. No. Des. 518,922.

(51) **LOC (8) Cl.** **29-02**

(52) **U.S. Cl.** **D29/122**

(58) **Field of Classification Search** D29/120.1,
D29/121.1, 121.2, 122; D2/901; 2/911, 22,
2/23, 24; D24/190, 192

See application file for complete search history.

(56) **References Cited**

U.S. PATENT DOCUMENTS

2,785,407	A	*	3/1957	Reeder	2/22
2,818,571	A	*	1/1958	Grant	2/22
3,735,419	A	*	5/1973	Byrd	2/22
3,772,704	A	*	11/1973	Carbonneau	2/22
D238,520	S	*	1/1976	Borenstein	D29/120.1
3,965,486	A	*	6/1976	Lightbody	2/24
D264,140	S	*	5/1982	Jenkins	D29/120.1
D280,145	S	*	8/1985	Vacanti	D29/120.1
5,446,926	A	*	9/1995	Bourque et al.	2/22
D377,851	S	*	2/1997	Dancyger	D29/121.1
5,611,080	A	*	3/1997	Skottheim	2/16
6,128,779	A	*	10/2000	Goldsmith et al.	2/22
6,178,556	B1	*	1/2001	Foreman et al.	2/22

6,205,583	B1	*	3/2001	Beland	2/16
6,223,350	B1	*	5/2001	McFarlane	2/24
6,272,682	B1	*	8/2001	Fullum	2/22
6,317,888	B1	*	11/2001	McFarlane	2/24
D452,351	S	*	12/2001	Paiement	D29/120.1
D454,231	S	*	3/2002	McFarlane	D29/121.1
6,820,279	B2	*	11/2004	Lesosky	2/24

OTHER PUBLICATIONS

Eastbay:/Soccer, 2002, p. 38, shinguards, [retrieved Aug. 16, 2006]. Retrieved from internet using Google Advanced catalog search, URL:www.eastbaysoccer.com>.*

League Direct, 2002, p. 45, shin guards, [retrieved Aug. 16, 2006]. Retrieved from internet using Google Advanced Catalog search, URL:www.leaguedirect.com>.*

* cited by examiner

Primary Examiner—Lucy Lieberman

(57) **CLAIM**

I claim the ornamental design for a side protector of a leg pad, as shown and described.

DESCRIPTION

FIG. 1 is a perspective view of a side protector of a leg pad according to the present design;

FIG. 2 is a right side elevational view of the side protector of a leg pad of FIG. 1;

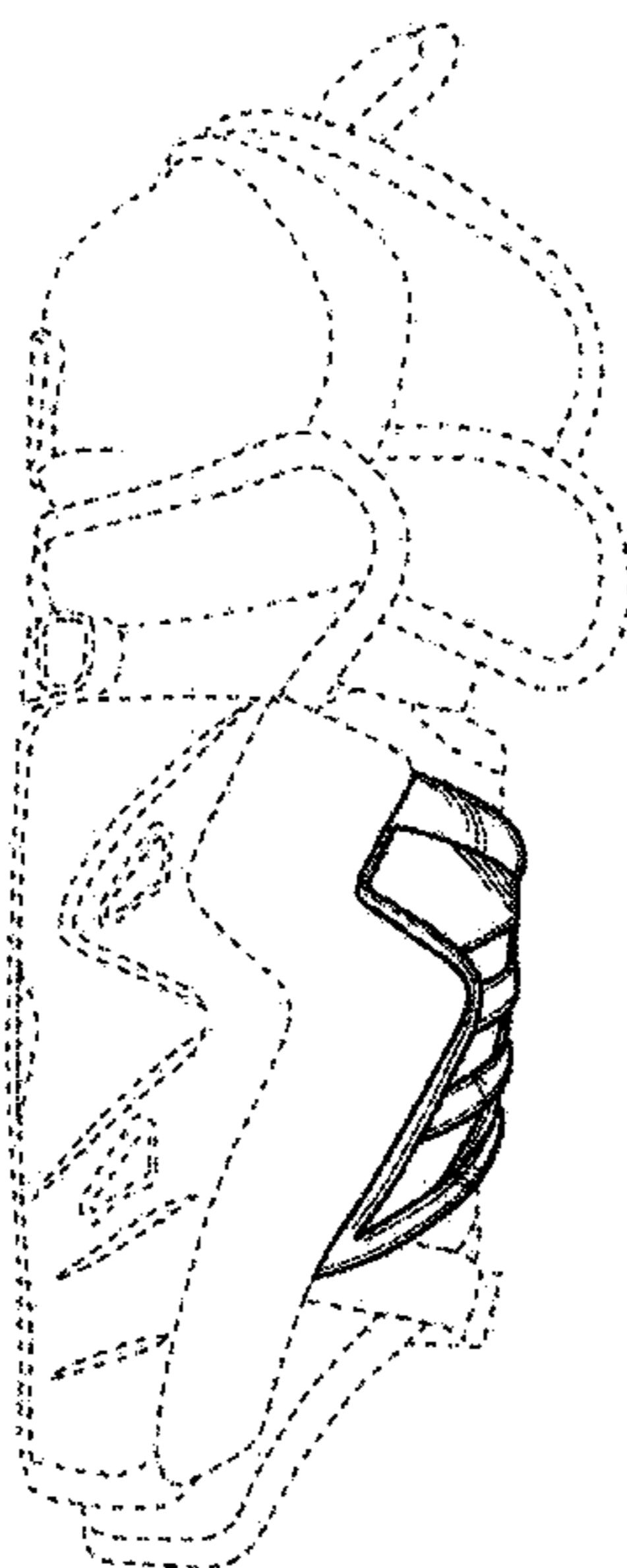
FIG. 3 is a rear elevational view of the side protector of a leg pad of FIG. 1;

FIG. 4 is a top plan view of the side protector of a leg pad of FIG. 1; and,

FIG. 5 is a bottom plan view of the side protector of a leg pad of FIG. 1.

The broken lines in the Figures are for illustrative purposes only and form no part of the claimed design.

1 Claim, 4 Drawing Sheets



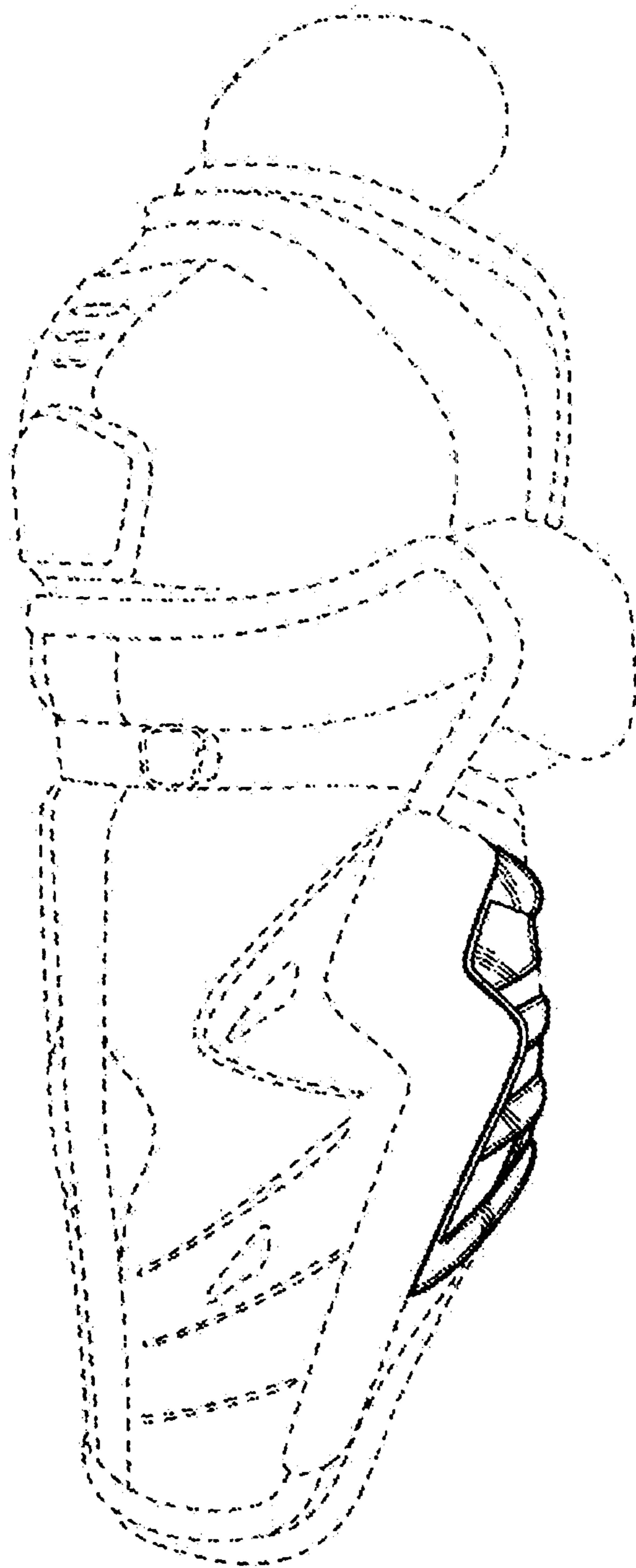


FIG. 1

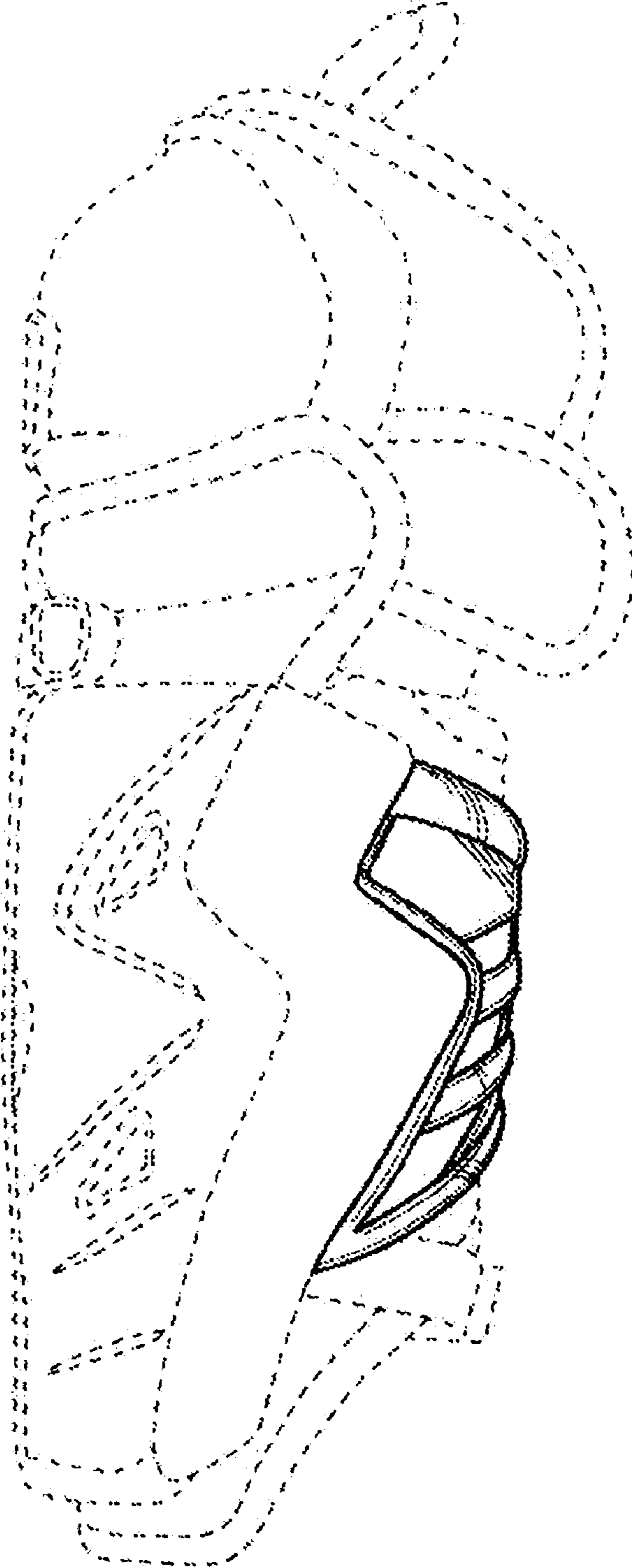


FIG. 2

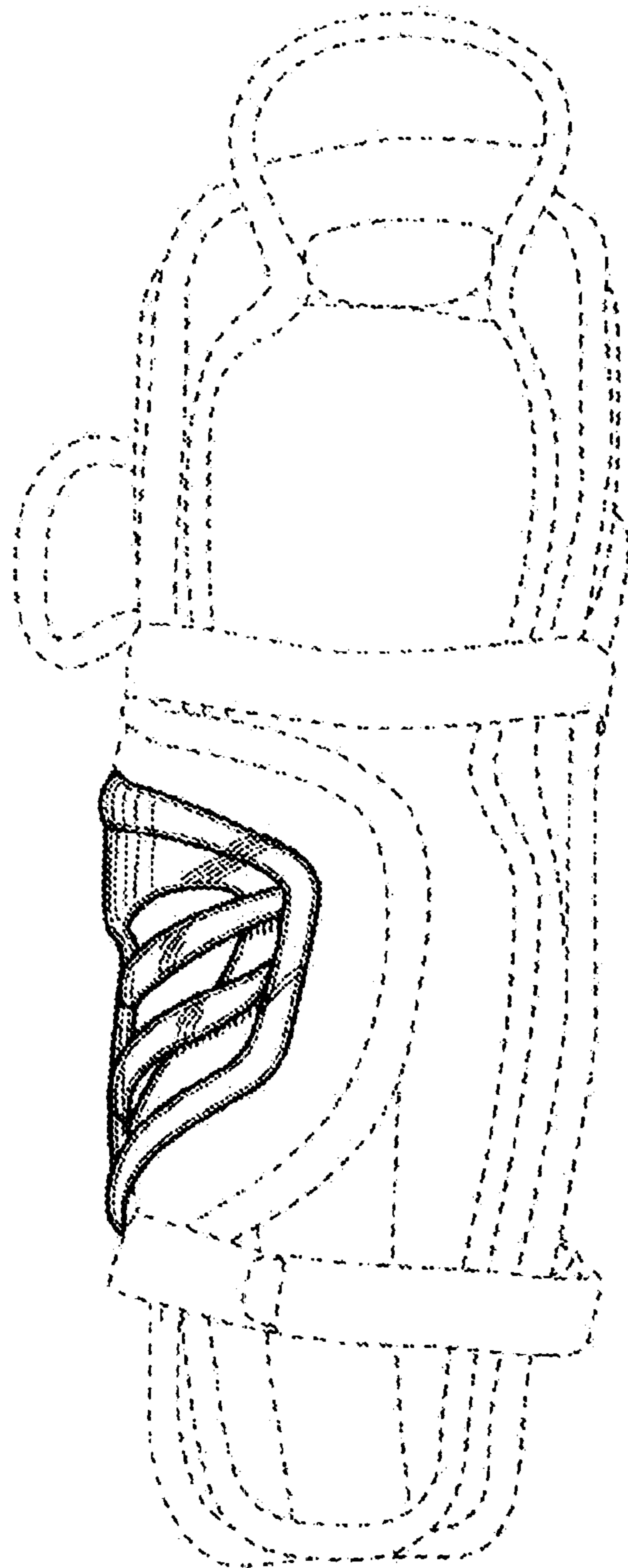


FIG. 3

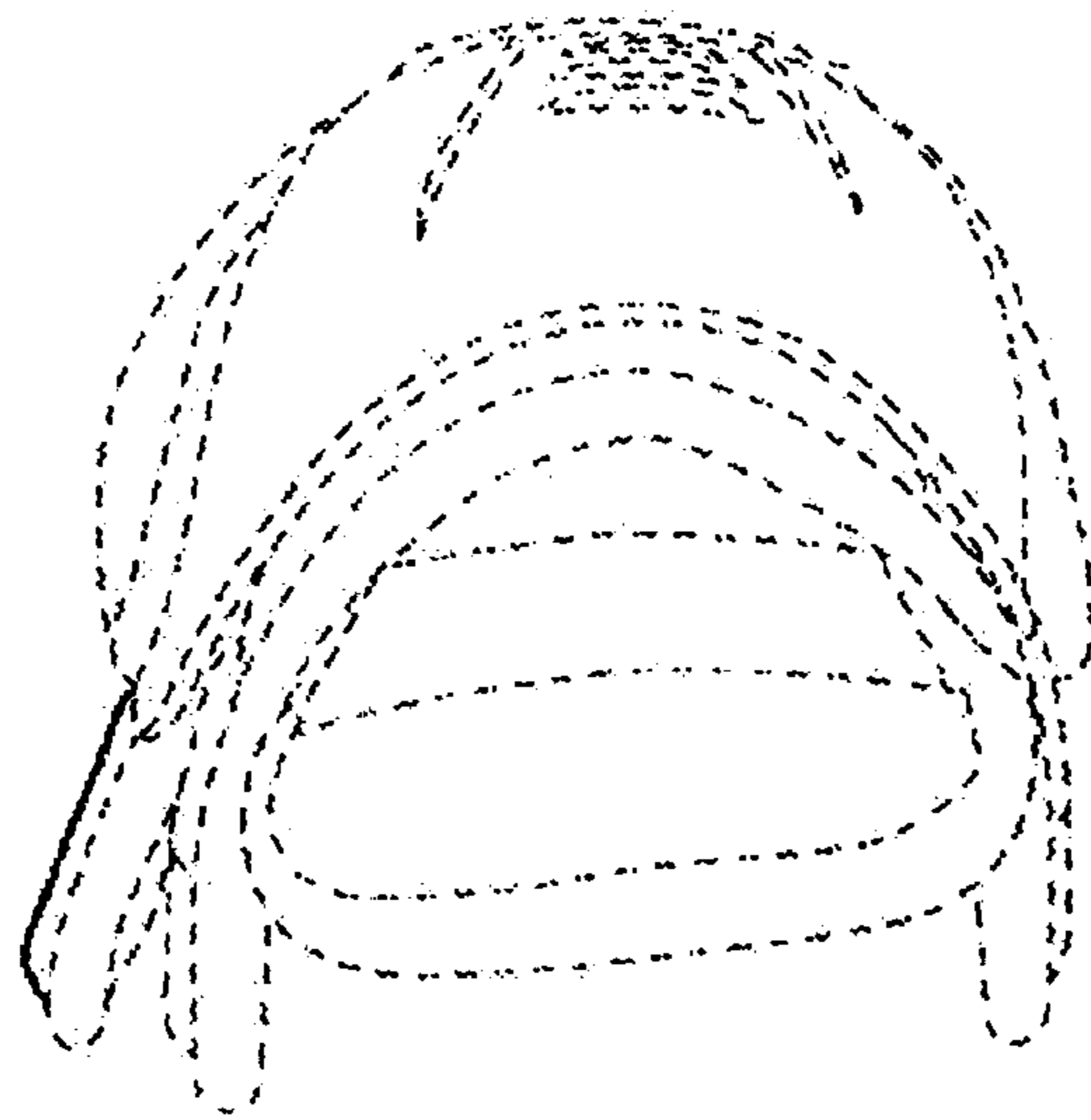


FIG. 4

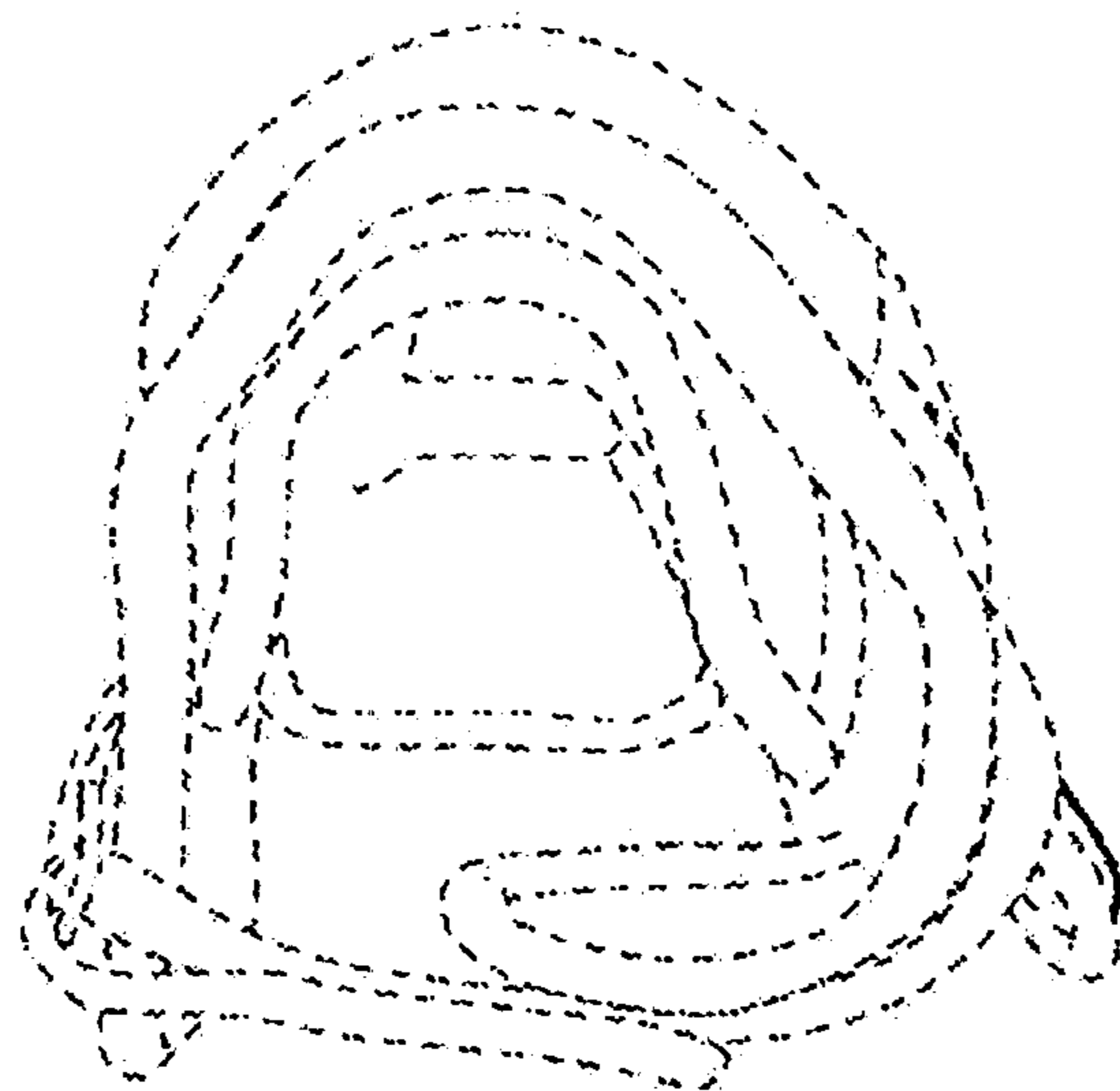


FIG. 5