

US00D541483S

(12) **United States Design Patent**
Birgersson et al.

(10) **Patent No.:** **US D541,483 S**

(45) **Date of Patent:** **** Apr. 24, 2007**

(54) **HEARING PROTECTOR**

(75) Inventors: **Joakim Birgersson**, Värnamo (SE);
Emil Marklund, Värnamo (SE); **Håkan**
Davidsson, Värnamo (SE); **Anders**
Roos, Värnamo (SE)

(73) Assignee: **Sordin AB**, Varnamo (SE)

(**) Term: **14 Years**

(21) Appl. No.: **29/226,471**

(22) Filed: **Mar. 29, 2005**

(30) **Foreign Application Priority Data**

Sep. 29, 2004 (EM) 000236153

(51) **LOC (8) Cl.** **29-02**

(52) **U.S. Cl.** **D29/112**

(58) **Field of Classification Search** D29/112,
D29/122; D14/205-206, 223; 351/122; 181/129;
128/864, 866, 867; 2/209, 449, 421-423,
2/425, 9, 10, 13, 410, 455, 451, 909, 175.6
See application file for complete search history.

(56) **References Cited**

U.S. PATENT DOCUMENTS

5,068,923 A * 12/1991 Sjoqvist 2/209

5,241,971 A * 9/1993 Lundin 128/864
D375,584 S * 11/1996 Westerdal D29/112
D427,382 S * 6/2000 Leight et al. D29/112
D459,033 S * 6/2002 Dix et al. D29/112
D459,034 S * 6/2002 Dix et al. D29/112
D465,616 S * 11/2002 Nilsson D29/112
D468,063 S * 12/2002 Nilsson D29/112
6,654,966 B2 * 12/2003 Rolla 2/209
D499,216 S * 11/2004 Haglund D29/122
D512,708 S * 12/2005 Harris et al. D14/205

* cited by examiner

Primary Examiner—Ruth McInroy

(74) *Attorney, Agent, or Firm*—Merchant & Gould P.C.

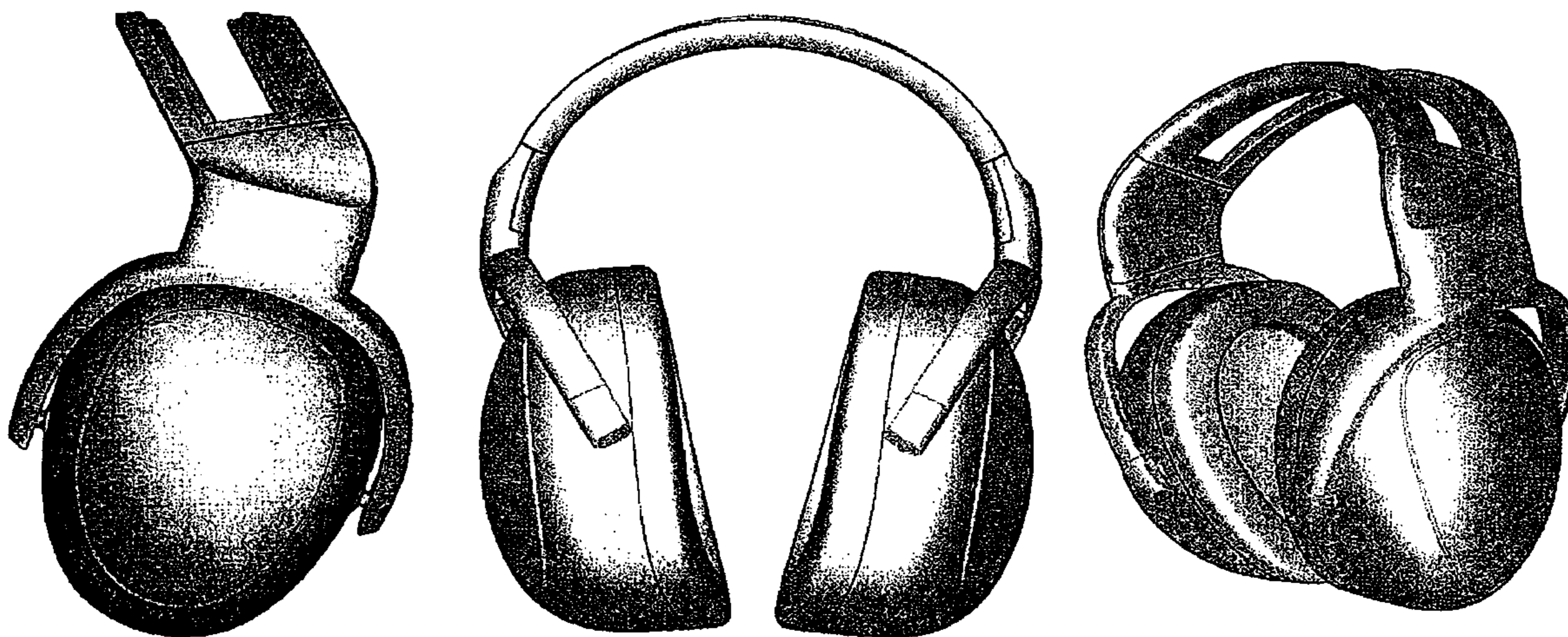
(57) **CLAIM**

The ornamental design for hearing protector, as shown and described.

DESCRIPTION

FIG. 1 is a side view of the hearing protector
FIG. 2 is a front view of the hearing protector
FIG. 3 is an inner, side view of the hearing protector
FIG. 4 is a top view of the hearing protector
FIG. 5 is a front perspective view of the hearing protector
FIG. 6 is a rear perspective view of the hearing protector
FIG. 7 is a bottom view of the hearing protector; and,
FIG. 8 is a rear view of the hearing protector.

1 Claim, 8 Drawing Sheets






Fig. 1



Fig. 2

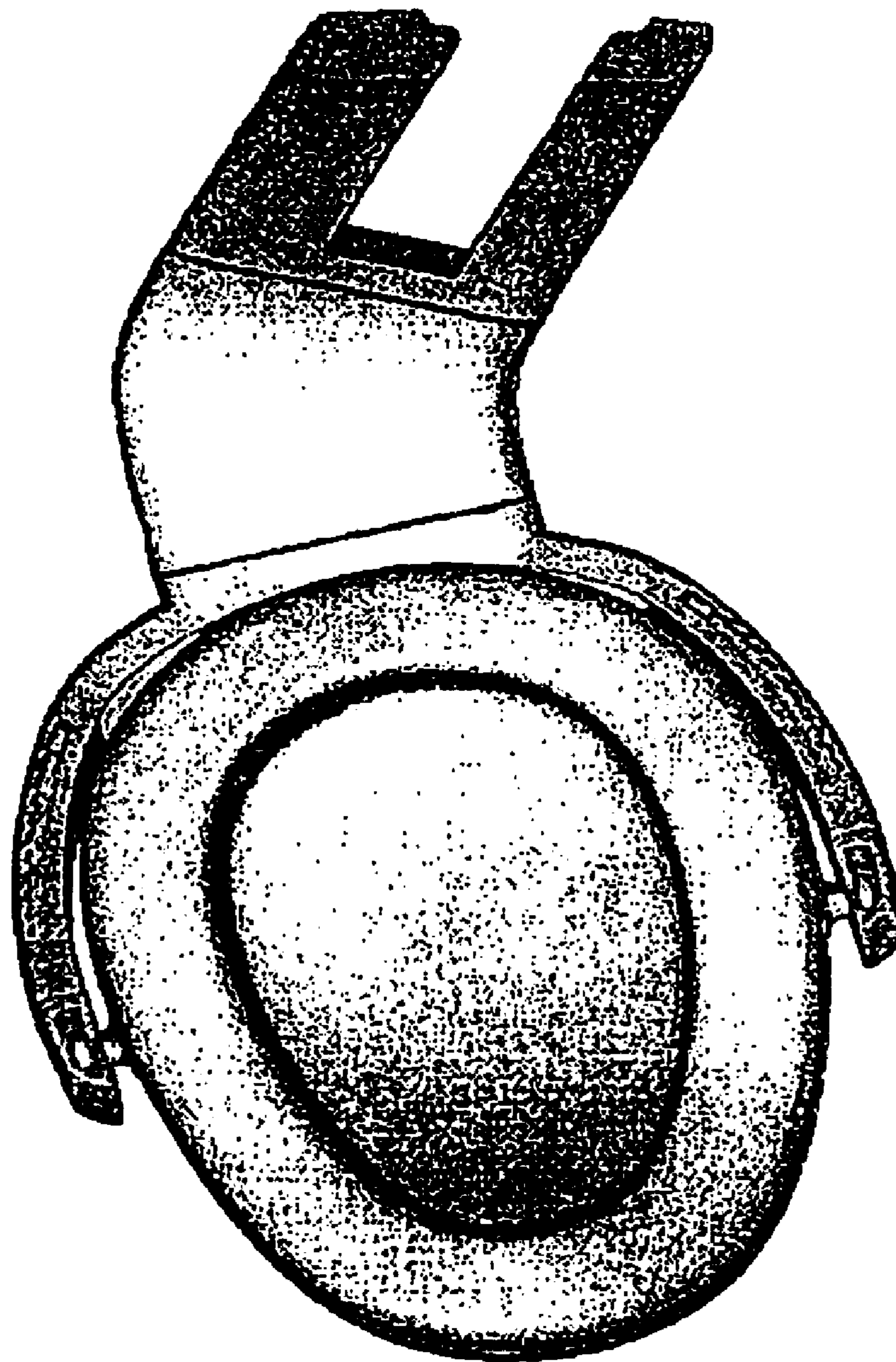


Fig. 3

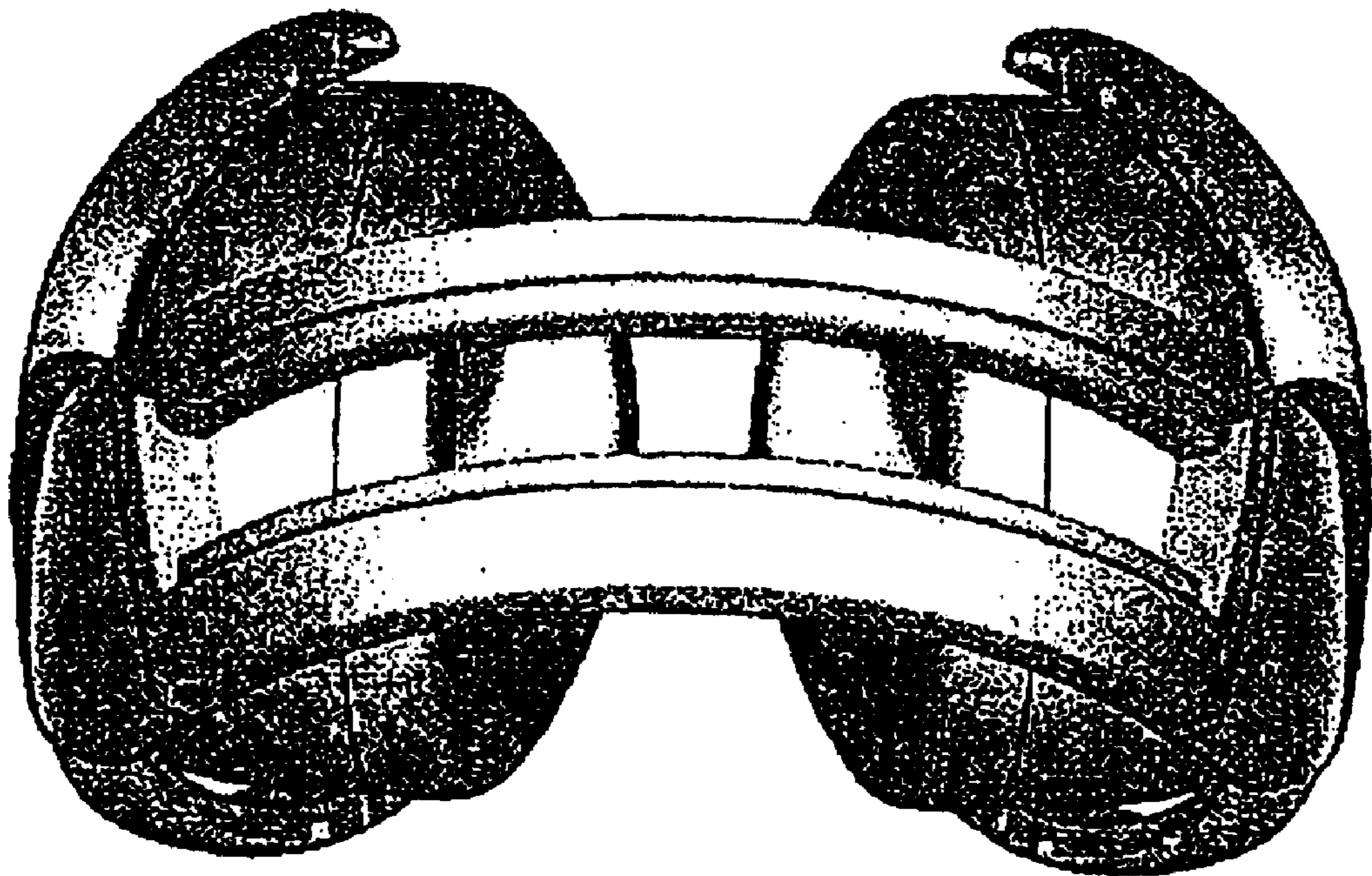


Fig. 4




Fig. 5

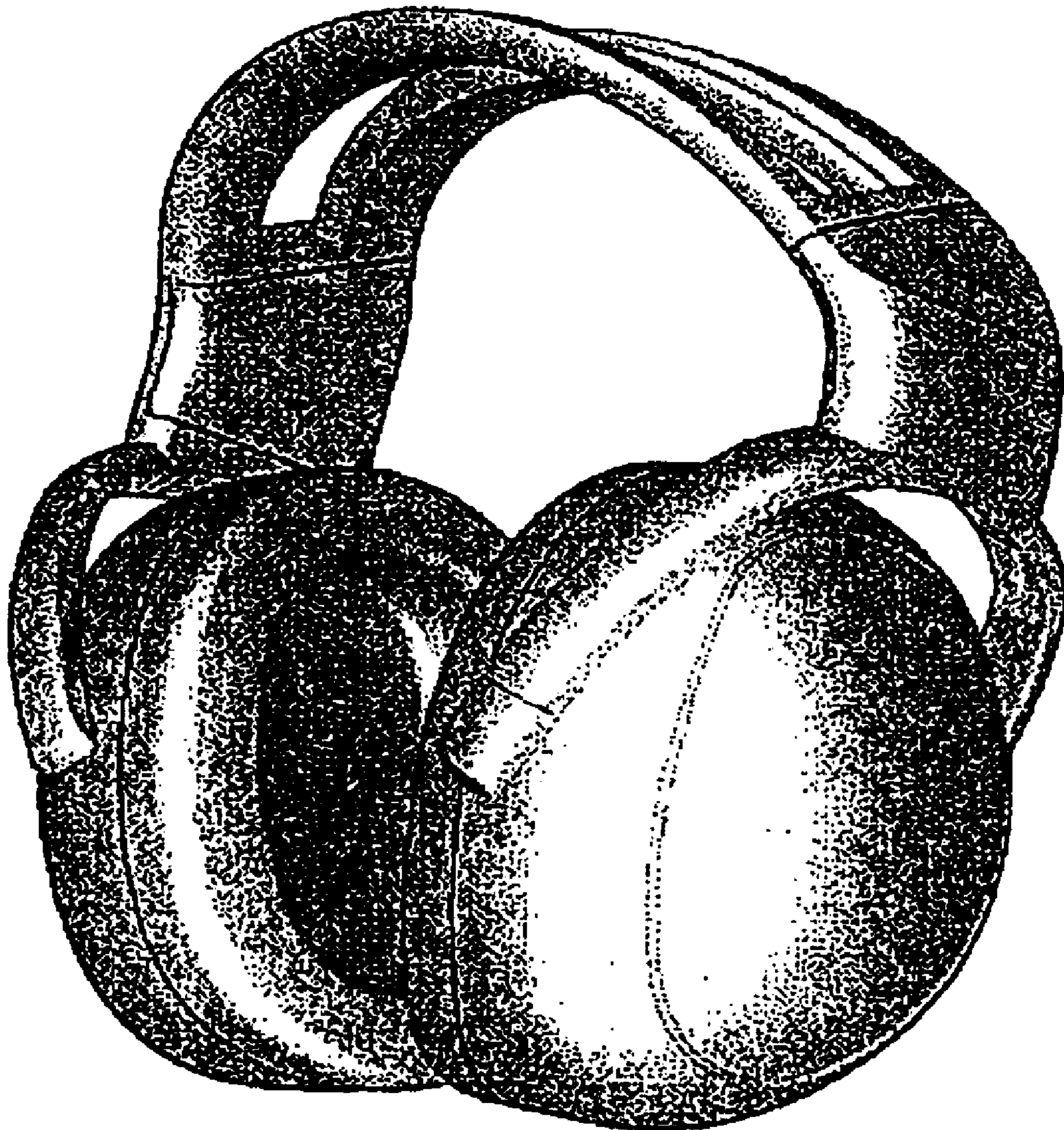


Fig. 6

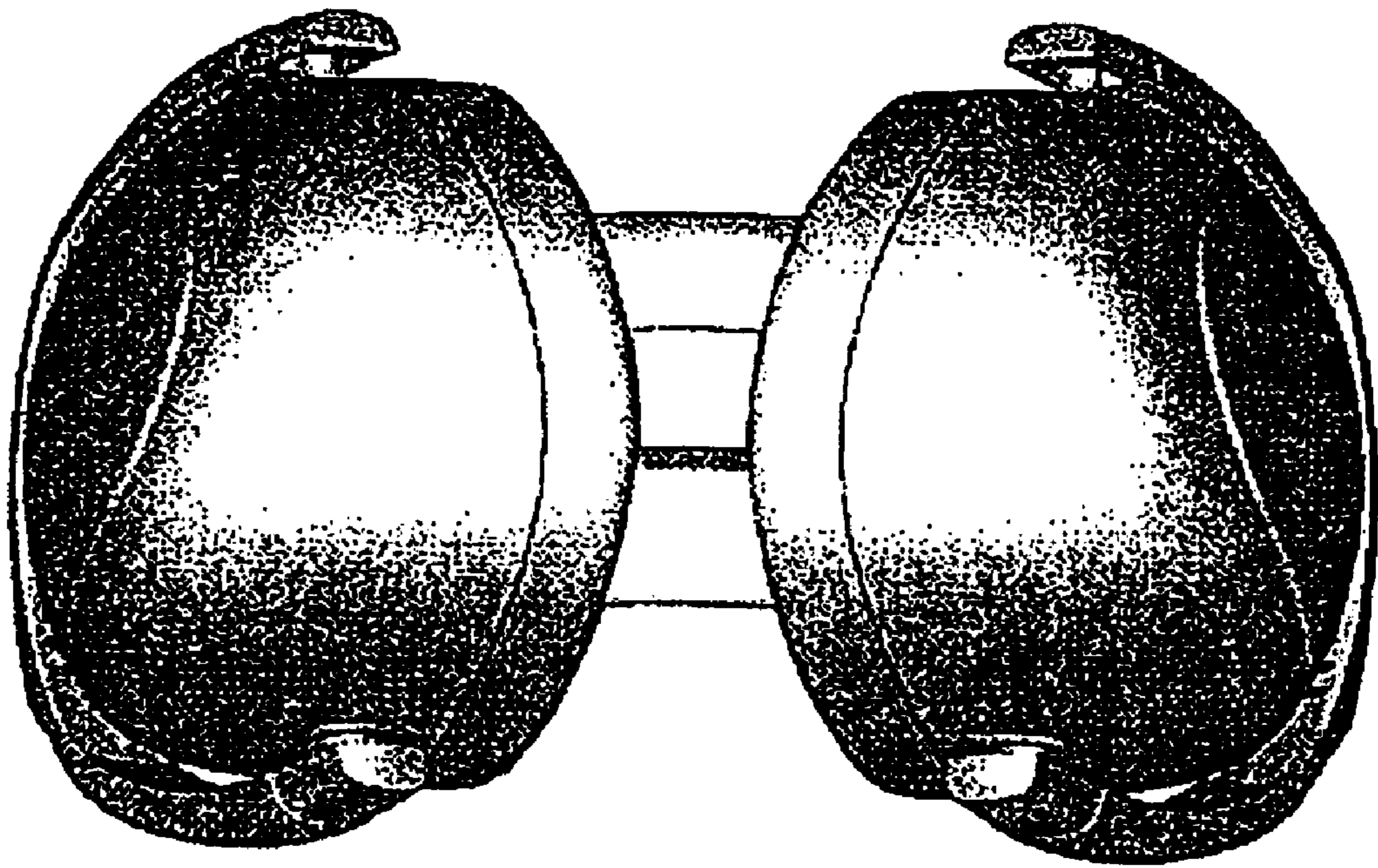


Fig. 7



Fig. 8