

US00D541478S

(12) **United States Design Patent**
Nobuto et al.

(10) **Patent No.:** **US D541,478 S**

(45) **Date of Patent:** **** Apr. 24, 2007**

(54) **CASE FOR STICK FOUNDATION**

5,000,601 A * 3/1991 Wruck 401/78

(75) Inventors: **Yoji Nobuto**, Tokyo (JP); **Ippei Murata**, Tokyo (JP)

* cited by examiner

Primary Examiner—Jennifer Rivard

(73) Assignee: **Shiseido Co., Ltd.**, Tokyo (JP)

(74) *Attorney, Agent, or Firm*—Manabu Kanesaka

(**) Term: **14 Years**

(57) **CLAIM**

The ornamental design for a case for stick foundation, as shown and described.

(21) Appl. No.: **29/233,217**

(22) Filed: **Jun. 30, 2005**

DESCRIPTION

(51) **LOC (8) Cl.** **28-03**

FIG. 1 is a perspective view of a case for stick foundation showing our new design;

(52) **U.S. Cl.** **D28/85**

FIG. 2 is a front view thereof, a rear view being the same as the front view;

(58) **Field of Classification Search** D28/76,
D28/77, 85-90; D9/503-505, 529; 401/68-79;
206/385, 823; 132/317, 318, 320

FIG. 3 is a right side view thereof, a left side view being the same as the right side view;

See application file for complete search history.

FIG. 4 is a plan view thereof;

FIG. 5 is a bottom view thereof; and,

(56) **References Cited**

U.S. PATENT DOCUMENTS

FIG. 6 is a front view without a cap thereof.

For convenience of illustration, the main member of the case for stick foundation is disclosed separately.

- D285,732 S * 9/1986 Holloway D28/85
- D298,364 S * 11/1988 Simonetti D28/85
- D312,329 S * 11/1990 Bakic D28/85

1 Claim, 2 Drawing Sheets



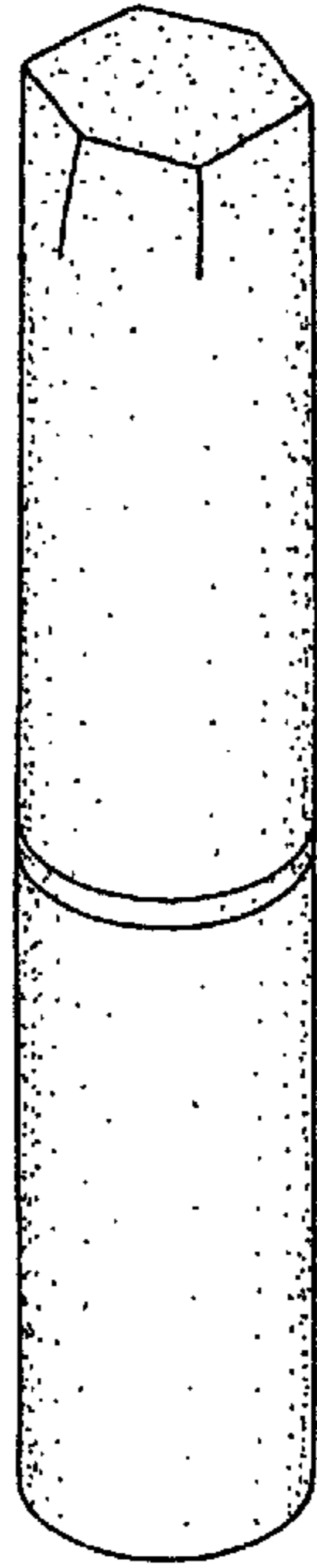


Fig. 1

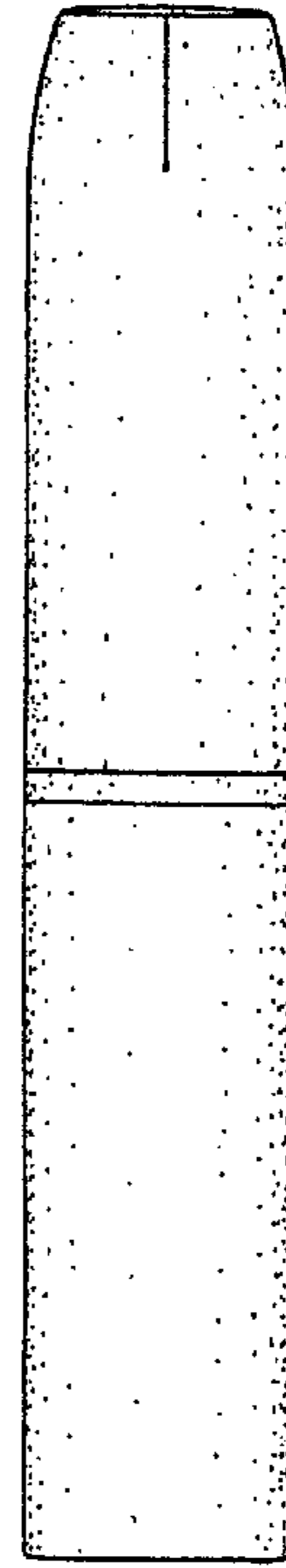


Fig. 2




Fig. 3

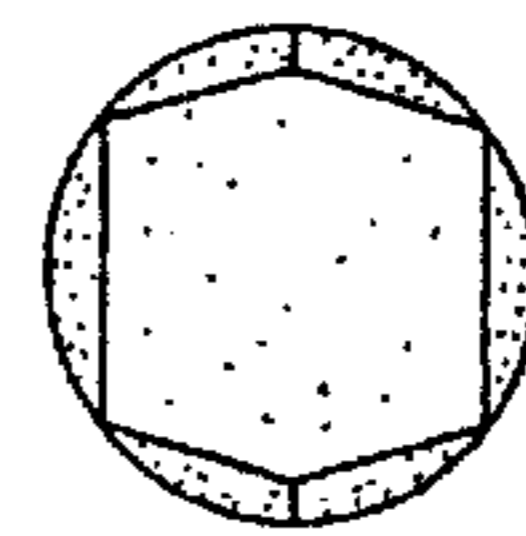


Fig. 4

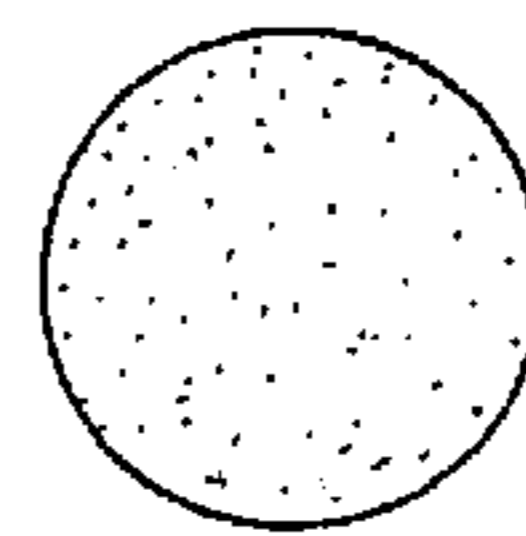


Fig. 5




Fig. 6