

US00D541474S

(12) **United States Design Patent**  
**Psimadas et al.**

(10) **Patent No.:** **US D541,474 S**

(45) **Date of Patent:** **\*\* Apr. 24, 2007**

(54) **RAZOR UNIT HANDLE**

(75) Inventors: **Yiannis Marios Psimadas**, Athens (GR); **Andreas Vasiliadis**, Athens (GR); **Spiros Gratsias**, Athens (GR)

(73) Assignee: **Societe BIC**, Clichy Cedex (FR)

(\*\*) Term: **14 Years**

(21) Appl. No.: **29/243,614**

(22) Filed: **Nov. 29, 2005**

(30) **Foreign Application Priority Data**

May 30, 2005 (EM) ..... 000351549-0001

(51) **LOC (8) Cl.** ..... **28-03**

(52) **U.S. Cl.** ..... **D28/48**

(58) **Field of Classification Search** ..... 30/30, 30/32, 34.05, 34.2, 41, 44, 47-51, 57, 526-528, 30/532; D28/44, 44.1, 45-48

See application file for complete search history.

(56) **References Cited**

**U.S. PATENT DOCUMENTS**

D414,298 S \* 9/1999 Pennella et al. .... D28/48

D478,687 S \* 8/2003 Provost ..... D26/48  
D491,311 S \* 6/2004 Follo ..... D28/48  
D516,244 S \* 2/2006 Efthimiadis et al. .... D28/48

\* cited by examiner

*Primary Examiner*—Jennifer Rivard

(74) *Attorney, Agent, or Firm*—H.T. Than Law Group; H. T. Than

(57) **CLAIM**

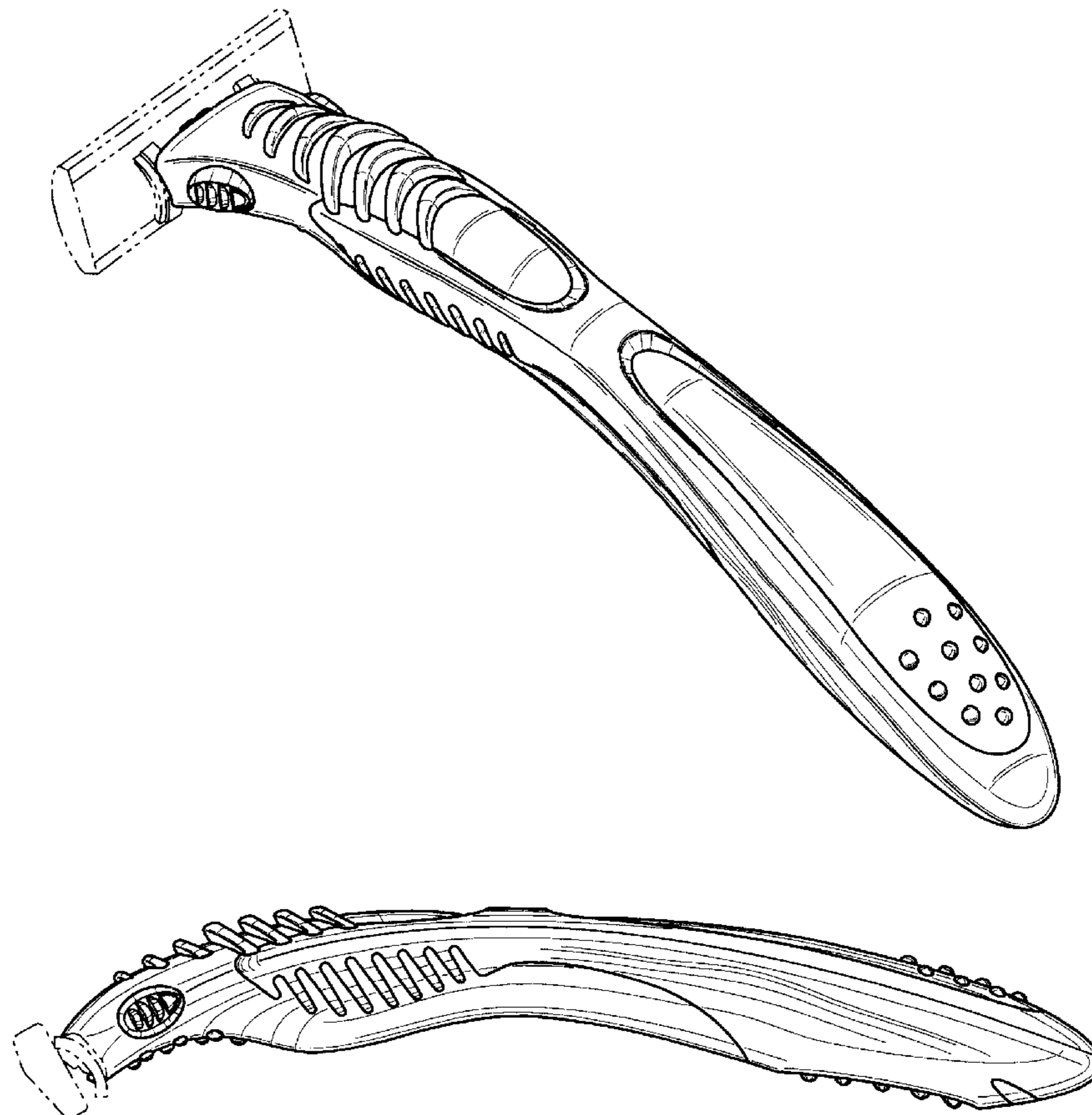
The ornamental design for a razor unit handle, as shown and described.

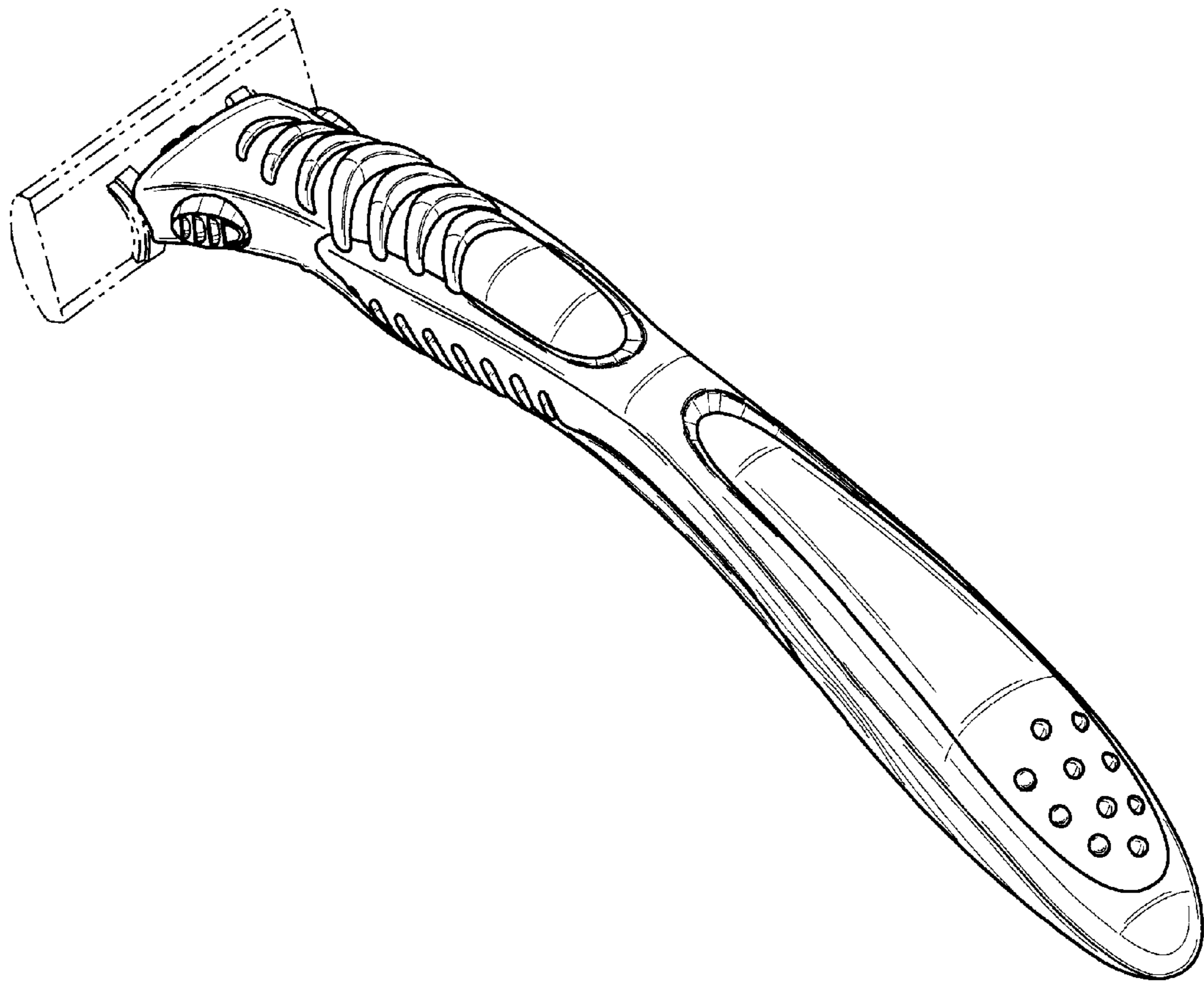
**DESCRIPTION**

FIG. 1 is a perspective view of an ornamental design for a razor unit handle design according to the present invention; FIG. 2 is a top elevational view thereof; FIG. 3 is a bottom elevational view thereof; FIG. 4 is a left side view thereof; FIG. 5 is a right side view thereof; FIG. 6 is a front view thereof; and, FIG. 7 is a rear end view thereof.

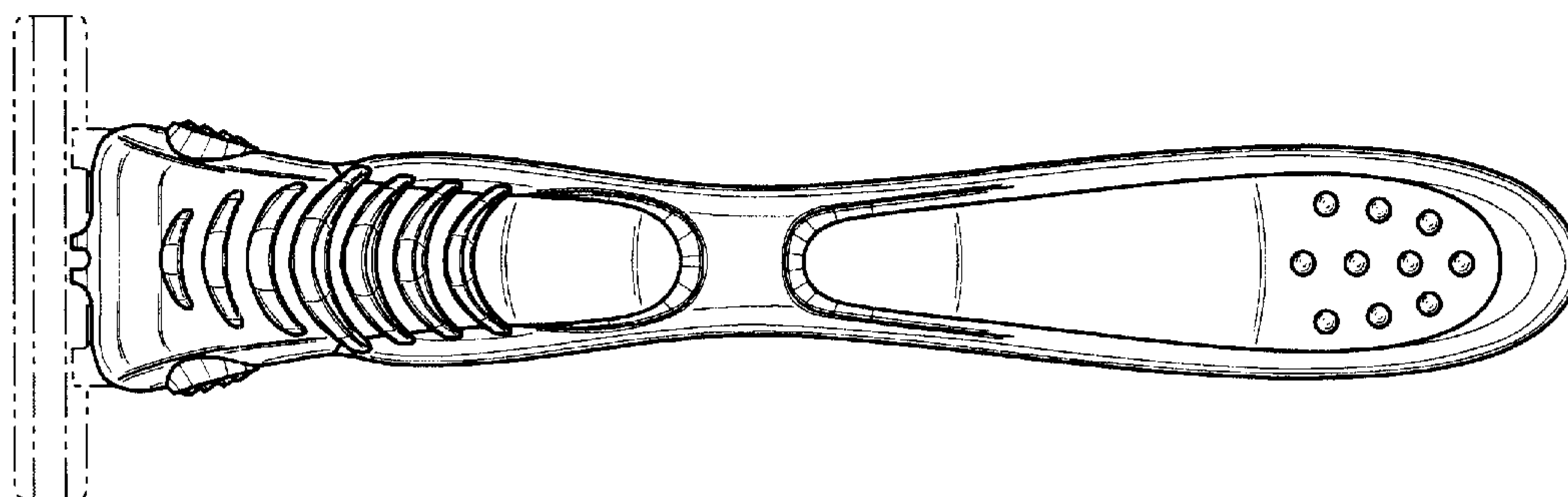
The broken lines are shown for illustrative purposes only and form no part of the claimed design.

**1 Claim, 4 Drawing Sheets**

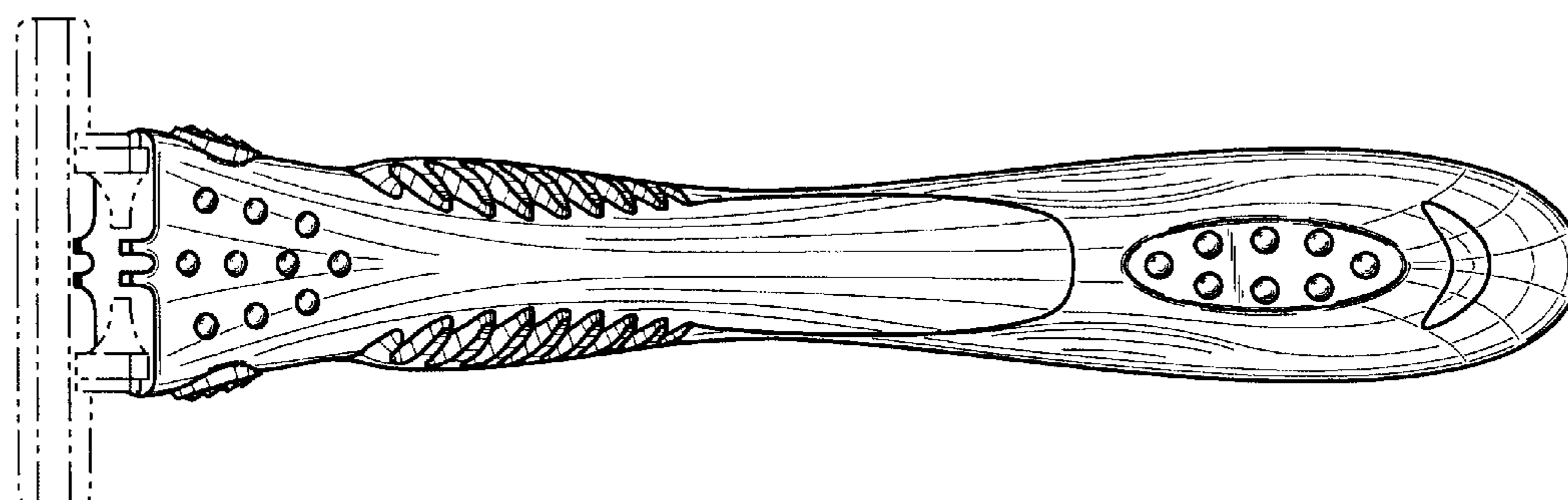




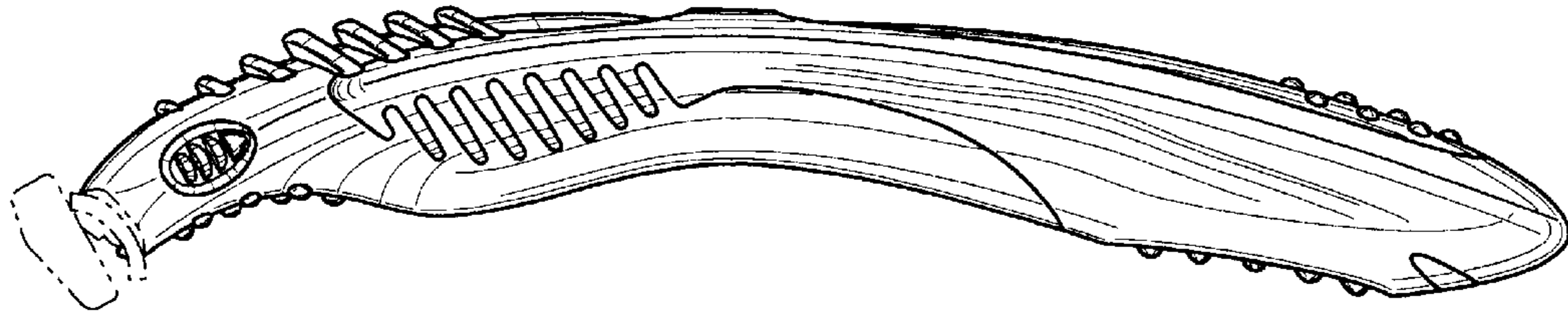
*Fig. 1*




*Fig. 2*




*Fig. 3*



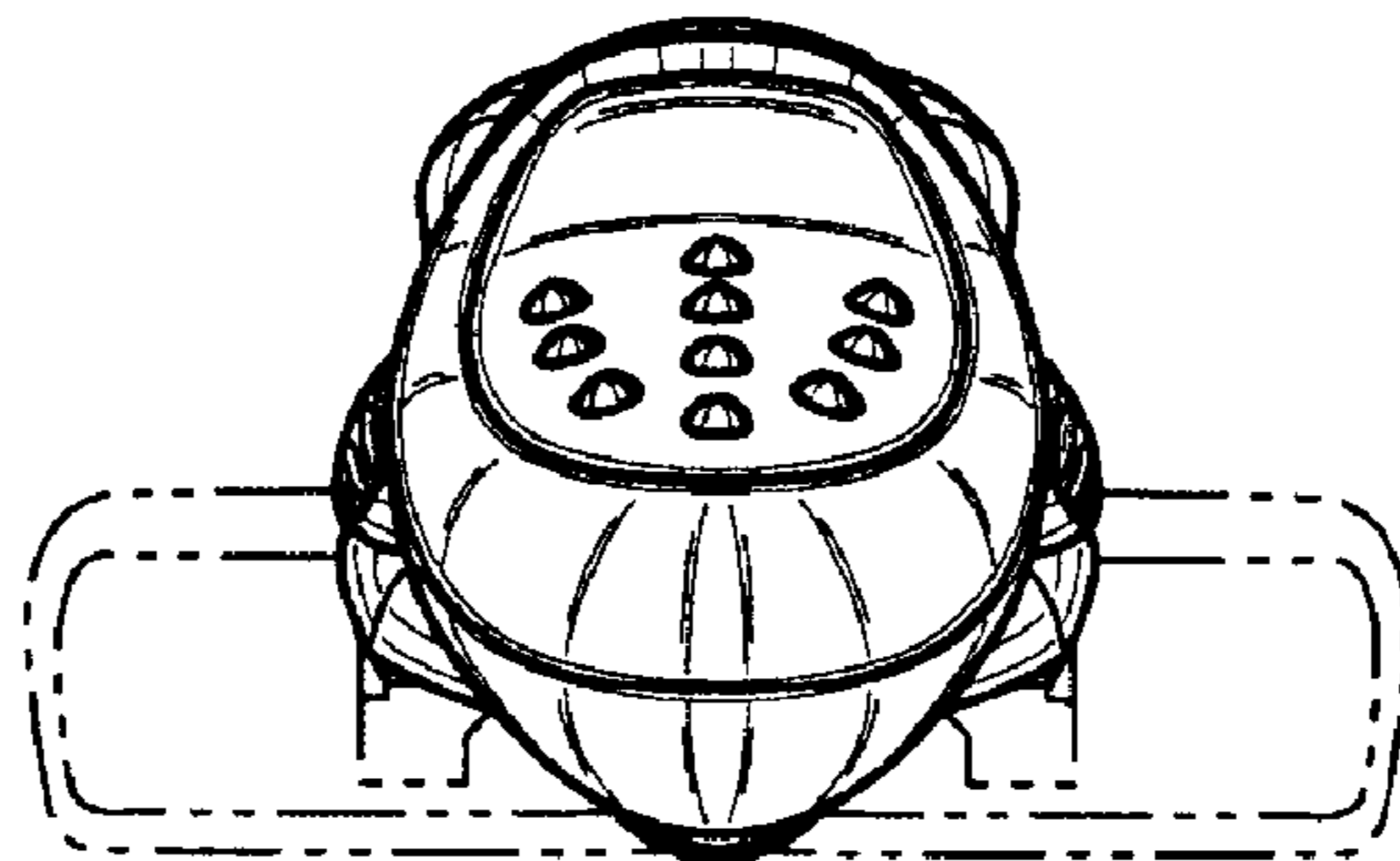
*Fig. 4*



*Fig. 5*



*Fig. 6*



*Fig. 7*