

US00D541465S

(12) **United States Design Patent** (10) **Patent No.:** **US D541,465 S**
Flores et al. (45) **Date of Patent:** **** Apr. 24, 2007**

(54) **LIGHT FIXTURE**

D513,440 S 1/2006 Miranda
D521,177 S * 5/2006 Orozco D26/87

(75) Inventors: **Miguel Flores**, Riverside, CA (US);
Robert De'Armond, Temecula, CA (US)

(73) Assignee: **Minka Lighting, Inc.**, Corona, CA (US)

(**) Term: **14 Years**

(21) Appl. No.: **29/251,125**

(22) Filed: **Jan. 4, 2006**

(51) **LOC (8) Cl.** **26-03**

(52) **U.S. Cl.** **D26/80; D26/87**

(58) **Field of Classification Search** D26/72,
D26/85-92, 138, 145, 155, 129, 130; 362/147,
362/404-408, 432

See application file for complete search history.

(56) **References Cited**

U.S. PATENT DOCUMENTS

D62,588 S	6/1923	Pfleager	
D64,522 S	4/1924	Wolter	
D66,118 S	12/1924	Goddard	
D67,560 S	6/1925	Walker	
D70,124 S	* 5/1926	Kranz D26/155
D71,804 S	* 1/1927	Levitan D26/155
D76,974 S	11/1928	Altbach	
D77,130 S	* 12/1928	Seidell D26/87
D109,219 S	4/1938	Kelly	
D387,464 S	* 12/1997	Hoffman D26/87
D412,042 S	7/1999	Shih	
D437,083 S	* 1/2001	Gonzalez D26/155
D447,595 S	9/2001	Bandini	
D453,229 S	1/2002	Phillips	
D456,936 S	* 5/2002	Hsu D26/87
D483,144 S	* 12/2003	Chen D26/92
D498,869 S	11/2004	Dolan	
D512,174 S	* 11/2005	Flores D26/92
D513,338 S	12/2005	Burke	

OTHER PUBLICATIONS

U.S. Appl. No. 29/251,105, Flores and De'Armond.
U.S. Appl. No. 29/251,146, Flores and De'Armond.
U.S. Appl. No. 29/251,137, Flores and De'Armond.
U.S. Appl. No. 29/251,100, Flores and De'Armond.
Minka-Lavery 2005 catalog; Jan. 2005; pp. 3-13; Minka Lighting, Inc.; U.S.A.
Kenroy International Internet Catalog; Coventry 2lt. Sconce; Model #90182SUN; printed from www.lightinguniverse.com on Feb. 11, 2006.
Hampton Bay Internet Catalog; Model #25066; printed from www.homedepot.com on Feb. 11, 2006.
Hampton Bay Internet Catalog; Model #22021-800VA; printed from www.homedepot.com on Feb. 11, 2006.

* cited by examiner

Primary Examiner—Clare E Heflin

(74) *Attorney, Agent, or Firm*—Baker & McKenzie LLP


(57) **CLAIM**

The ornamental design for a light fixture, as shown and described.

DESCRIPTION

FIG. 1 is a perspective view from above of a light fixture in accordance with our design;
FIG. 2 is a bottom plan view of the light fixture in accordance with our design;
FIG. 3 is a top plan view of the light fixture in accordance with our design;
FIG. 4 is a front plan view of the light fixture in accordance with our design; and,
FIG. 5 is a side elevation view of the light fixture in accordance with our design, the opposite side being a mirror image.

1 Claim, 5 Drawing Sheets



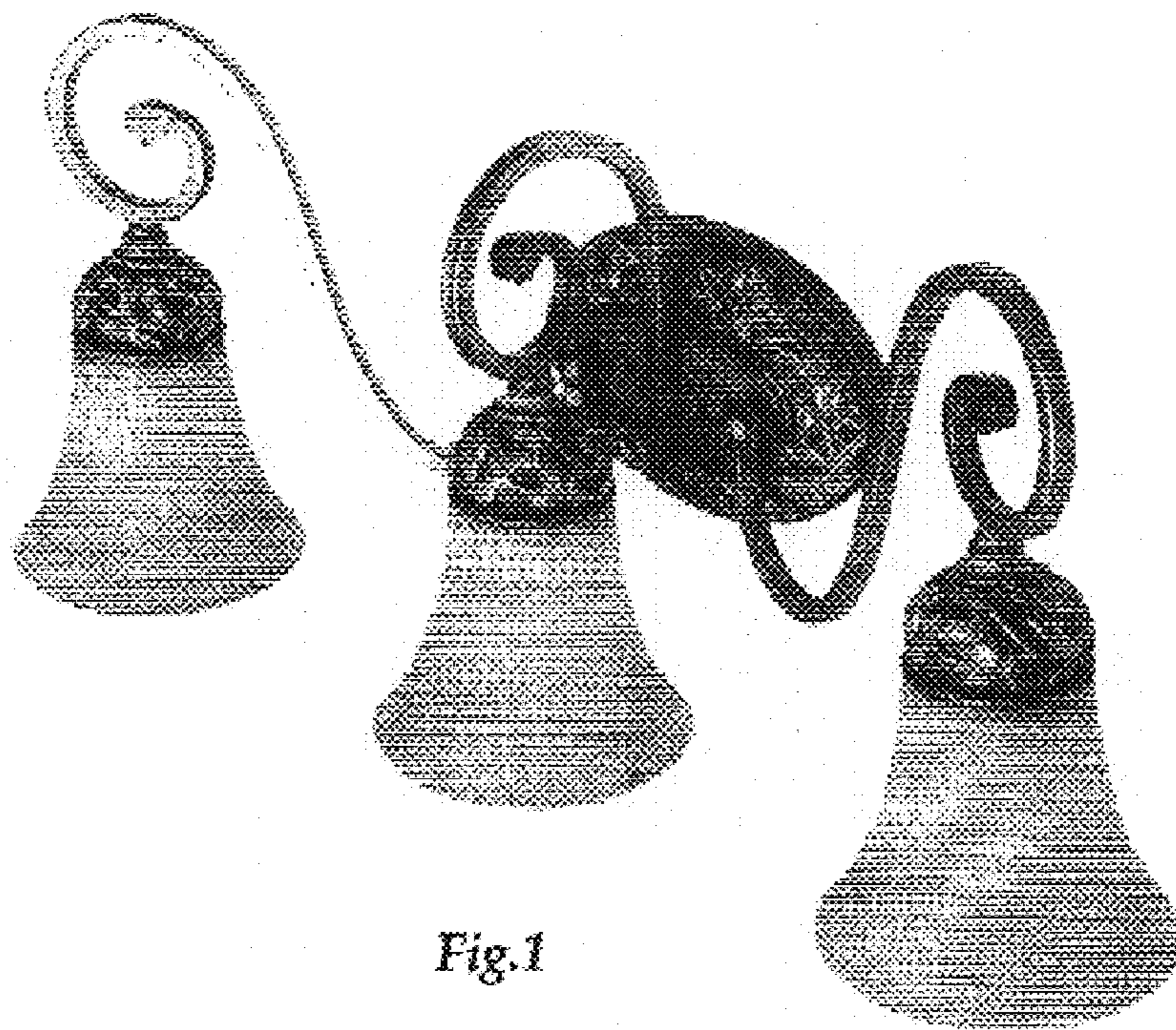


Fig. 1




Fig.2




Fig.3




Fig.4




Fig. 5