

US00D541454S

(12) **United States Design Patent**  
**Galey**

(10) **Patent No.:** **US D541,454 S**

(45) **Date of Patent:** **\*\* Apr. 24, 2007**

(54) **LANTERN**

(75) Inventor: **Arnau Galey**, Vilassar de Mar (ES)

(73) Assignee: **OMBU Comercial Distribuidora, S.A.**,  
Barcelona (ES)

(\*\*) Term: **14 Years**

(21) Appl. No.: **29/232,046**

(22) Filed: **Jun. 14, 2005**

**Related U.S. Application Data**

(62) Division of application No. 29/213,205, filed on Sep. 15,  
2004, now Pat. No. Des. 513,334.

(30) **Foreign Application Priority Data**

Aug. 13, 2004 (EM) ..... 215322

(51) **LOC (8) Cl.** ..... **26-02**

(52) **U.S. Cl.** ..... **D26/49**

(58) **Field of Classification Search** ..... D26/37-50,  
D26/36, 60, 133, 122; 362/157, 158, 171-174,  
362/183-208

See application file for complete search history.

(56) **References Cited**

**U.S. PATENT DOCUMENTS**

D479,354 S \* 9/2003 Sharrah et al. .... D26/49  
D497,445 S 10/2004 Chan ..... D26/37  
D501,054 S 1/2005 Galli ..... D26/37

D501,942 S \* 2/2005 Saunders ..... D26/37  
D504,530 S 4/2005 Shiu ..... D26/37  
D509,008 S \* 8/2005 Shiu ..... D26/37  
D521,116 S \* 5/2006 Hoernig ..... D23/254

\* cited by examiner

*Primary Examiner*—Ian Simmons

*Assistant Examiner*—Carissa Fitts

(74) *Attorney, Agent, or Firm*—Wolf Block Schorr &  
Solis-Cohen LLP

(57) **CLAIM**

I claim the ornamental design for lantern, as shown and  
described.

**DESCRIPTION**

FIG. 1 illustrates a front view of a lantern of the present  
invention;

FIG. 2 illustrates a right side view of the lantern of the  
present invention, the left side view of the lantern being a  
mirror image;

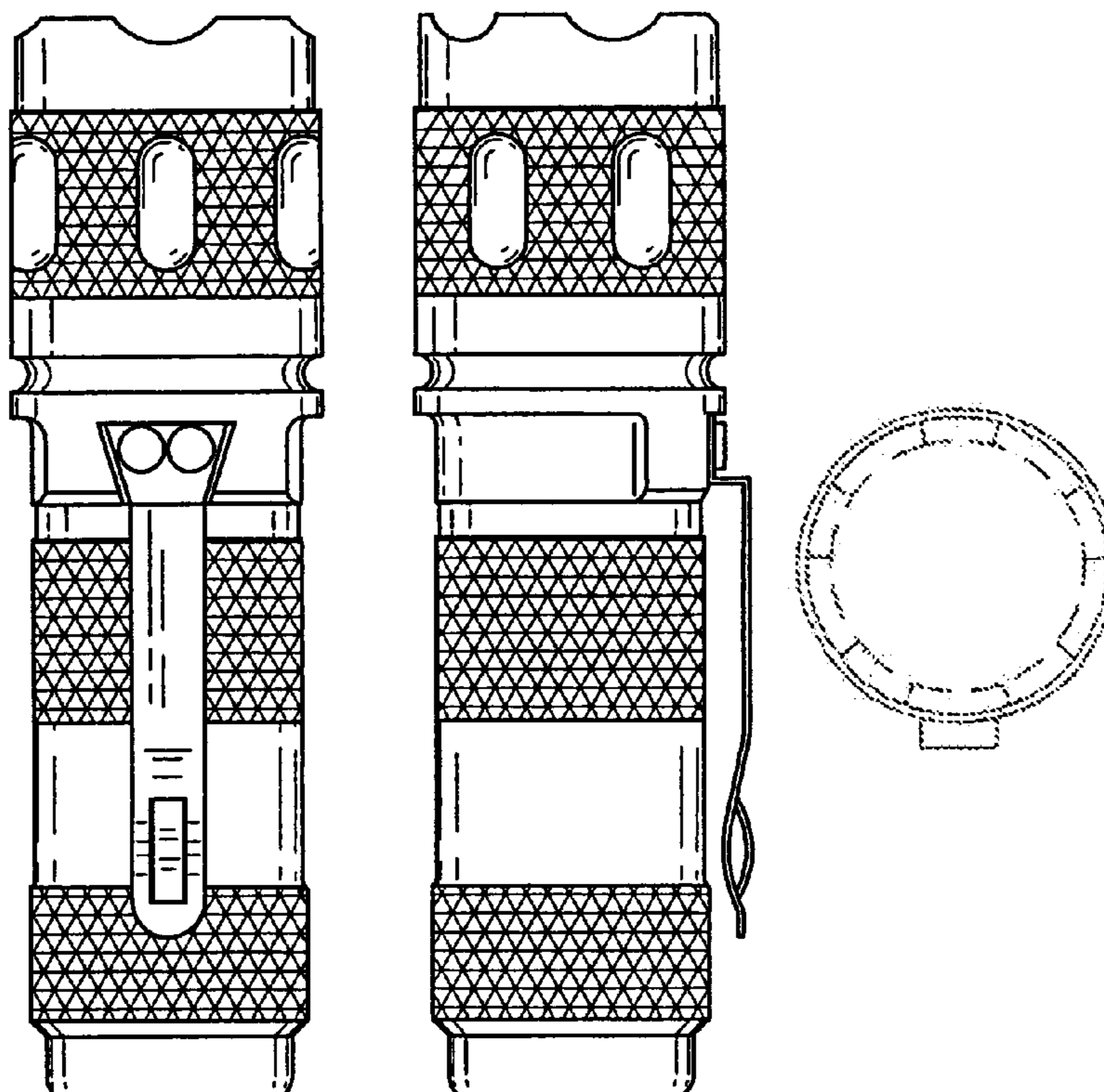
FIG. 3 illustrates a rear view of the lantern of the present  
invention;

FIG. 4 illustrates a top plan view of the lantern of the present  
invention; and,

FIG. 5 illustrates a bottom plan view of the lantern of the  
present invention.

The broken line showings in FIGS. 4 and 5 represent the  
boundaries of the claimed design. The broken lines form no  
part of the claimed design.

**1 Claim, 2 Drawing Sheets**






Fig. 1

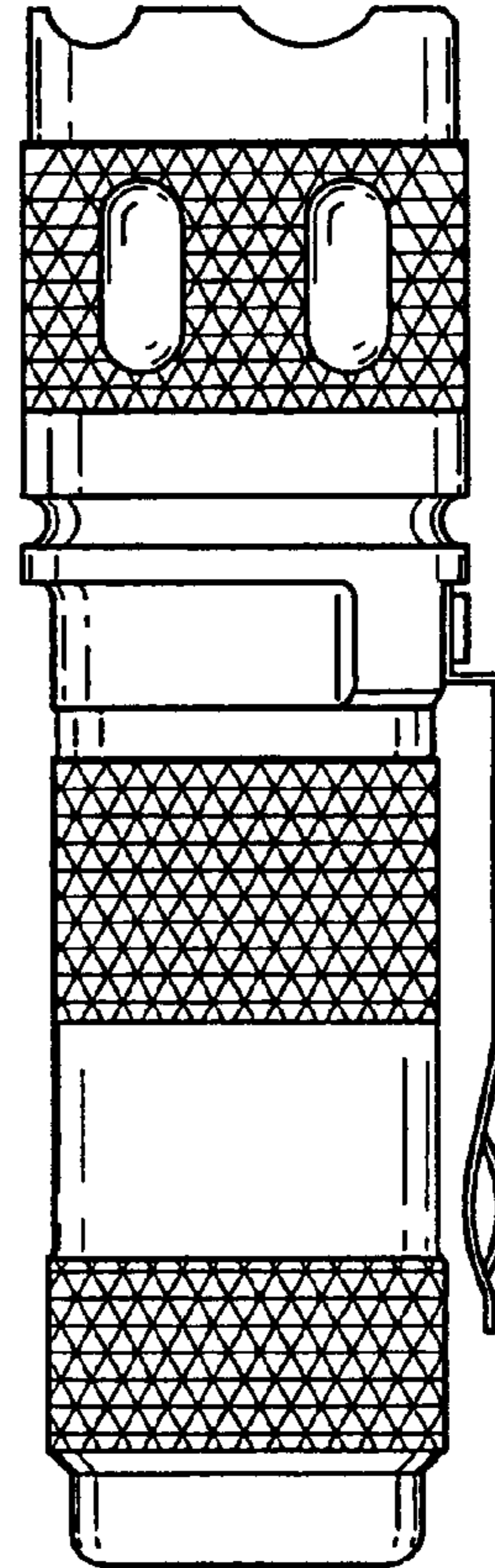


Fig. 2

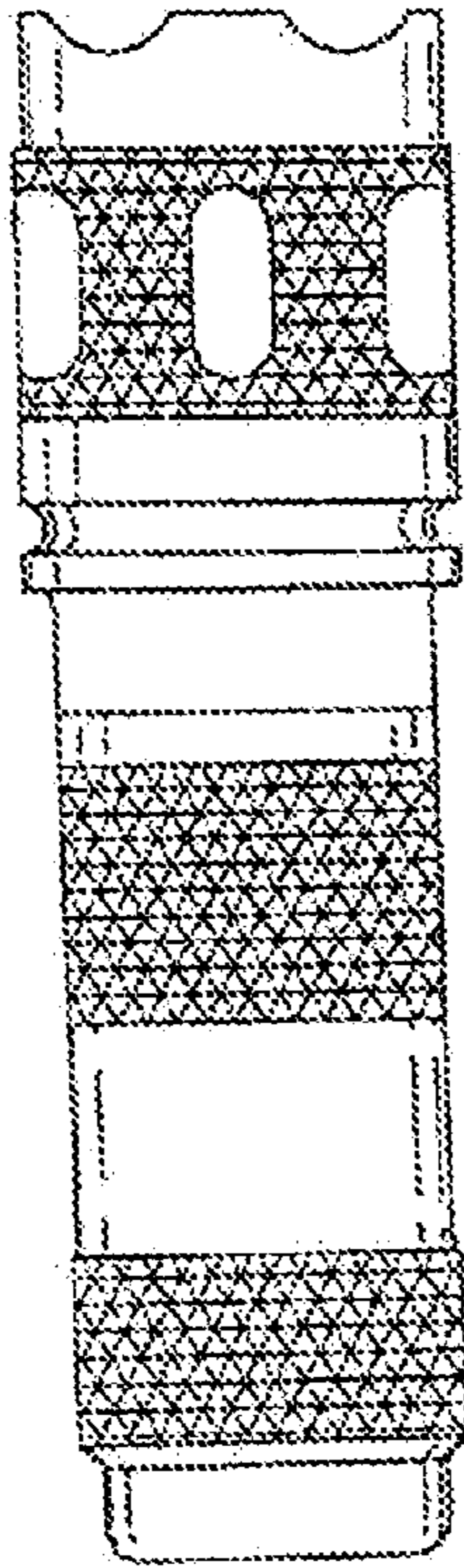


Fig. 3

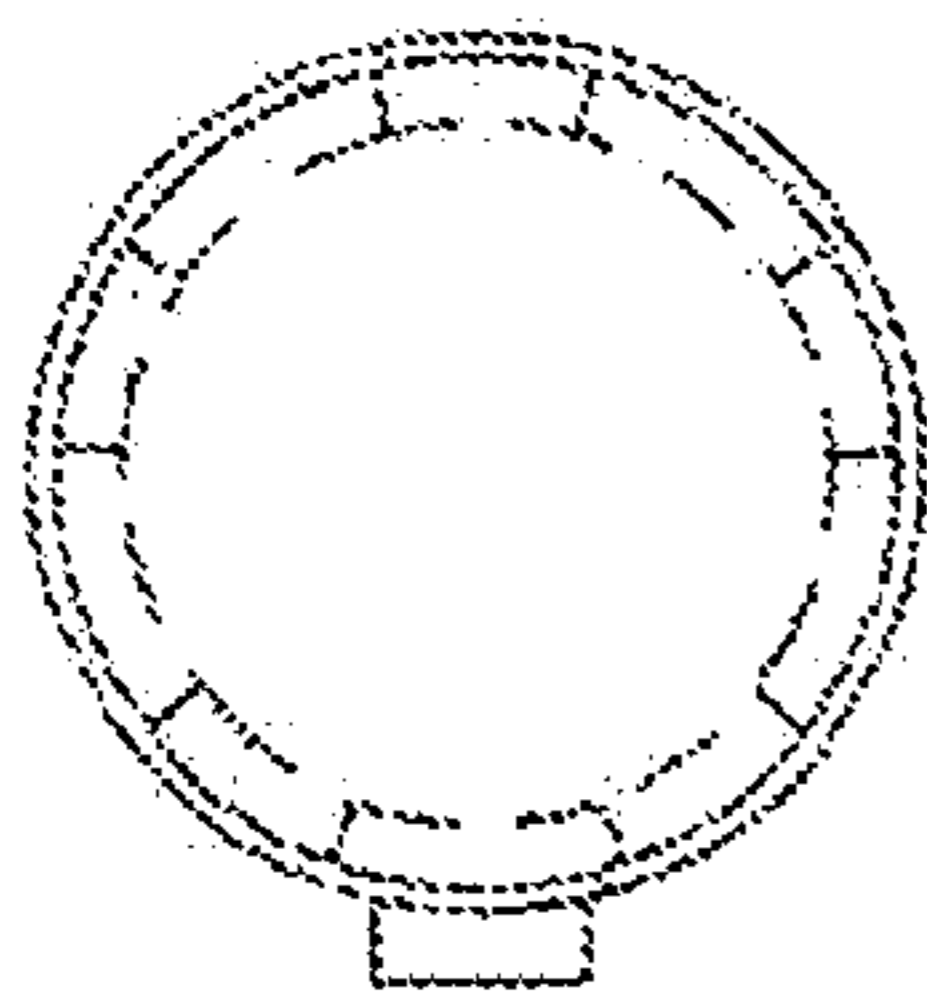


Fig. 4

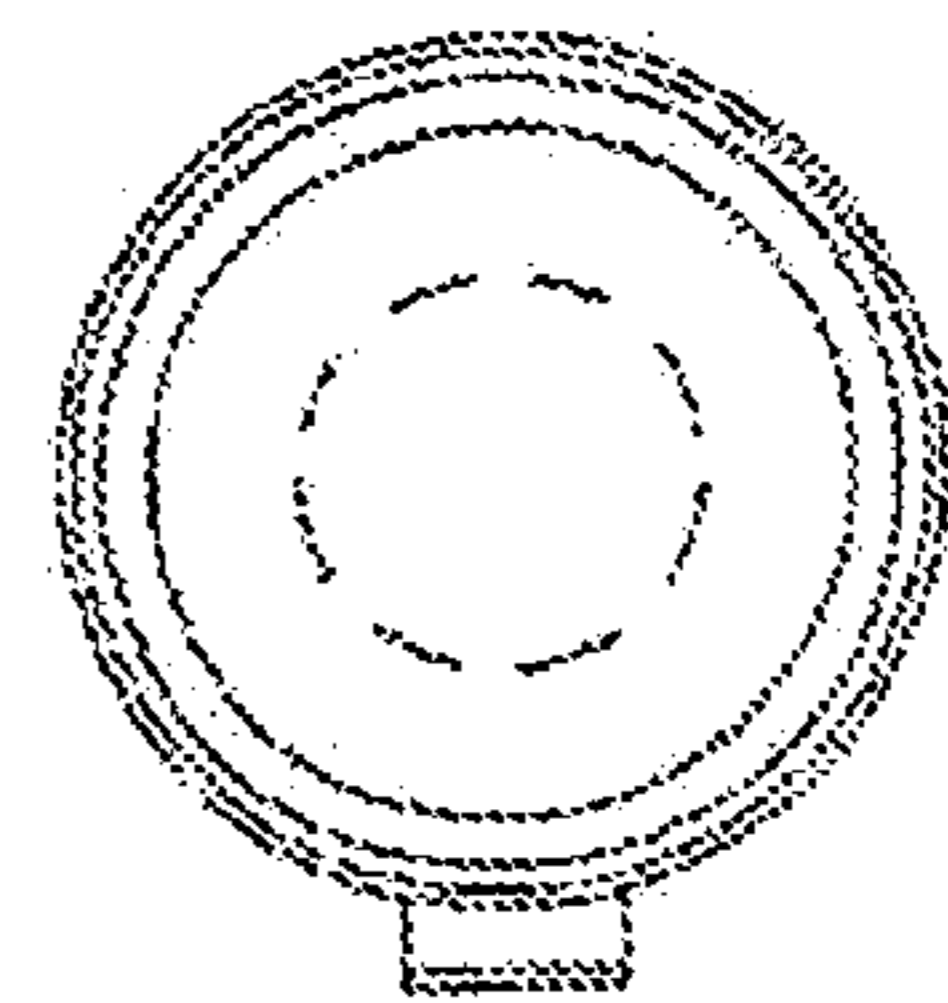


Fig. 5