



US00D541435S

(12) **United States Design Patent**
Wissman

(10) **Patent No.:** **US D541,435 S**

(45) **Date of Patent:** **** *Apr. 24, 2007**

(54) **TESSELLATABLE BRICK**

6,881,463 B2 * 4/2005 Riccobene 428/44
D522,667 S * 6/2006 Castonguay et al. D25/113

(76) Inventor: **Donald W. Wissman**, 7223 Dustin Rd.,
Galena, OH (US) 43021

* cited by examiner

(*) Notice: This patent is subject to a terminal disclaimer.

Primary Examiner—Louis S. Zarfes

Assistant Examiner—Gregory Andoll

(74) *Attorney, Agent, or Firm*—Standley Law Group LLP

(**) Term: **14 Years**

(57) **CLAIM**

(21) Appl. No.: **29/246,318**

The ornamental design for an tessellatable brick, as shown and described above.

(22) Filed: **Mar. 31, 2006**

DESCRIPTION

(51) **LOC (8) Cl.** **25-01**

(52) **U.S. Cl.** **D25/113**

(58) **Field of Classification Search** D25/112–118;
D21/484–490, 499–502; 405/15–16, 33,
405/35, 284–286; 404/29–42; 52/503, 504,
52/575, 596–599, 603–605, 608, 612
See application file for complete search history.

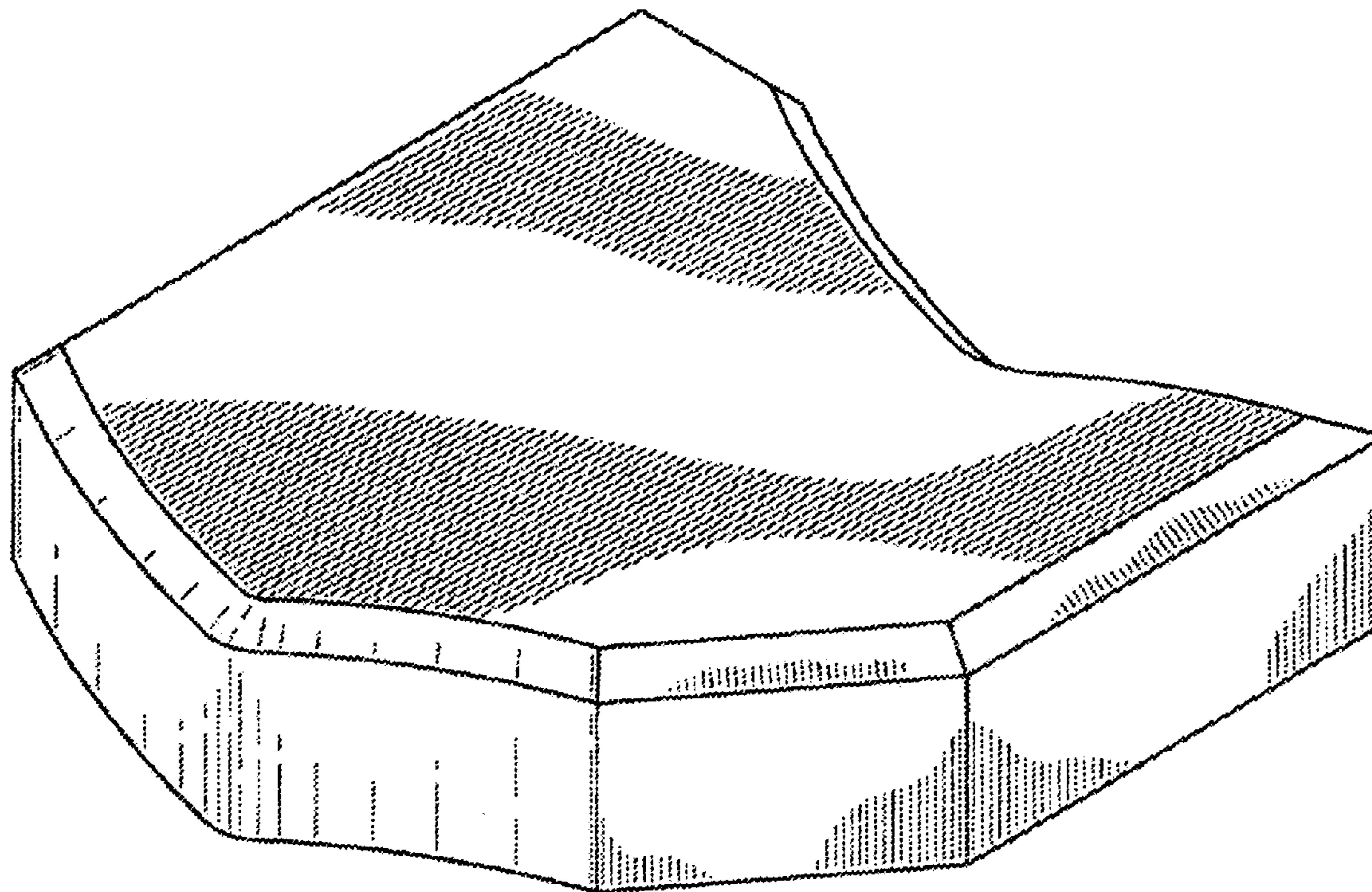
FIG. 1 is a perspective view of a tessellatable brick of the present invention with beveled front edges; FIG. 2 is a top view of the brick of FIG. 1; FIG. 3 is a front plan view of the brick of FIG. 1; FIG. 4 is a right side view of the brick of FIG. 1; FIG. 5 is a rear plan view of the brick of FIG. 1; FIG. 6 is a left side view of the brick of FIG. 1; FIG. 7 is a bottom plan view of the brick of FIG. 1; and, FIG. 8 is a top plan view of a plurality of bricks according to FIG. 1 arranged together in a tessellating pattern. The broken line showing of the other bricks in FIG. 8 is for illustrative purposes only and forms no part of the claimed design.

(56) **References Cited**

U.S. PATENT DOCUMENTS

5,108,219 A 4/1992 Hair
5,625,990 A * 5/1997 Hazlett 52/311.2
D443,074 S * 5/2001 Azar D25/113
D454,402 S 3/2002 Abbrancati
D488,566 S * 4/2004 Fleishman D25/112

1 Claim, 4 Drawing Sheets



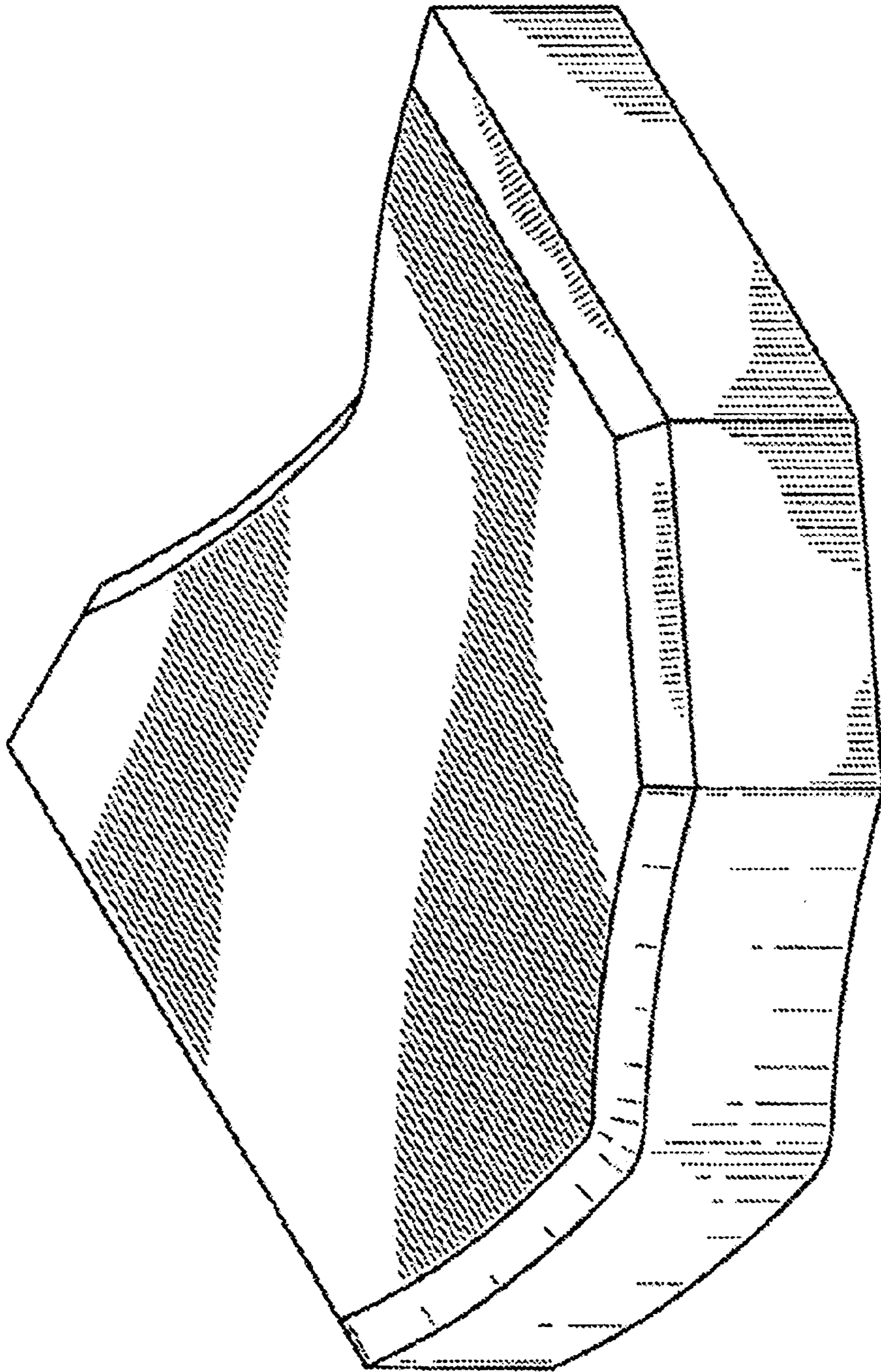


FIG-1




FIG-2

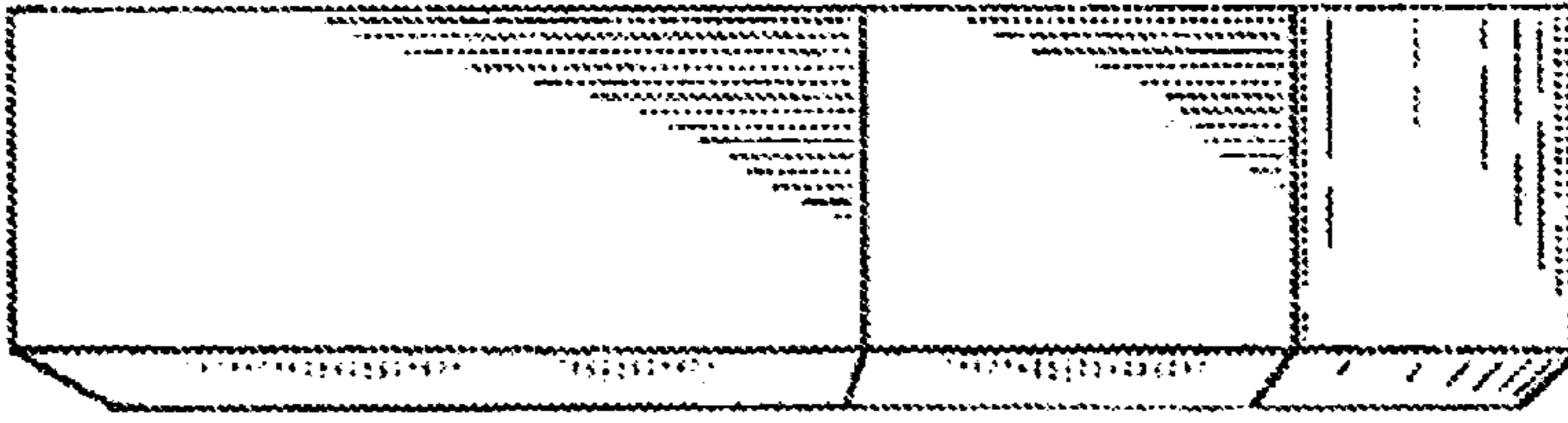


FIG-4

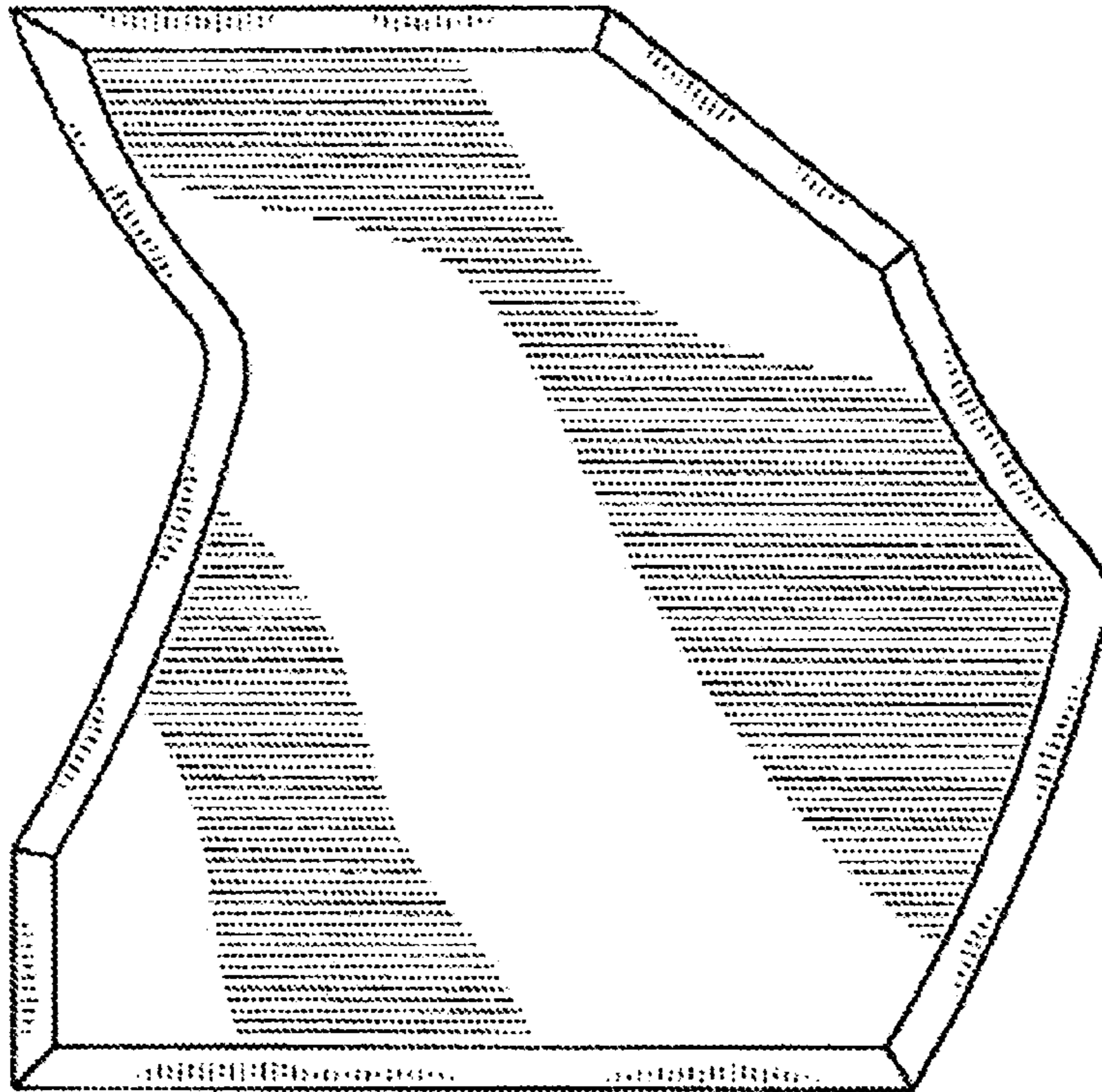


FIG-3




FIG-6




FIG-5




FIG-7

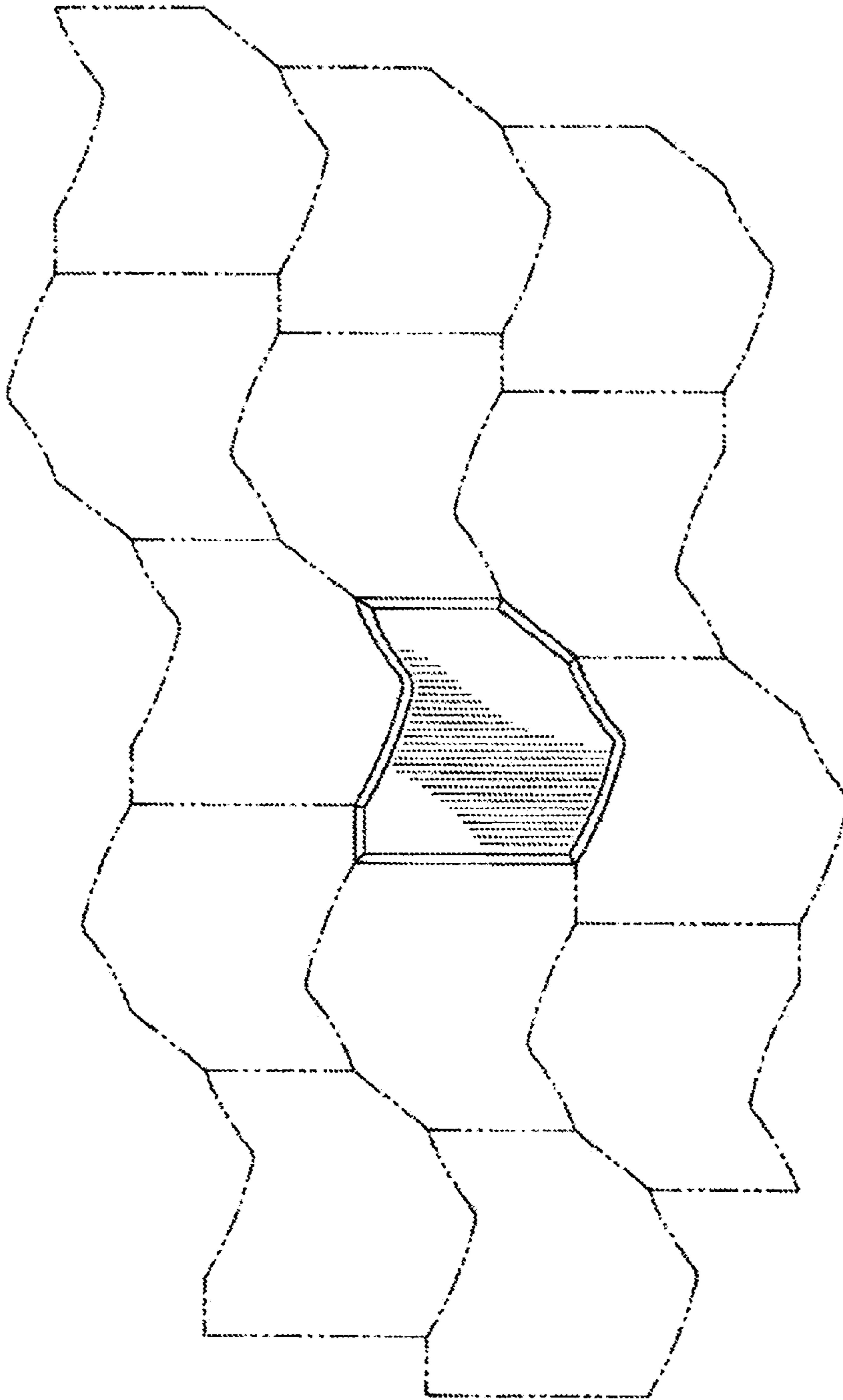


FIG-8