



US00D541431S

(12) **United States Design Patent**
Donovan

(10) **Patent No.:** **US D541,431 S**

(45) **Date of Patent:** **** Apr. 24, 2007**

(54) **LADDER FOR A VAN**

(76) Inventor: **Daniel J. Donovan**, P.O. Box 321,
Pawling, NY (US) 12564

(**) Term: **14 Years**

(21) Appl. No.: **29/243,581**

(22) Filed: **Nov. 28, 2005**

(51) **LOC (8) Cl.** **25-04**

(52) **U.S. Cl.** **D25/64**

(58) **Field of Classification Search** 248/210,
248/238, 236; D25/67, 68, 64, 69; 182/179.1,
182/21, 22, 23, 67.4, 152, 101, 102, 106,
182/115, 112, 64.1, 120, 121, 228.1, 228.2,
182/66.1, 194, 180.1

See application file for complete search history.

(56) **References Cited**

U.S. PATENT DOCUMENTS

D177,861	S	*	5/1956	Savrsnik	D25/64
4,151,895	A	*	5/1979	Rasada, Jr. et al.		
4,193,477	A	*	3/1980	Broyles	182/194
4,245,716	A	*	1/1981	Rayfield		
4,431,082	A	*	2/1984	Bott		
4,482,029	A	*	11/1984	Prochaska		
4,492,286	A	*	1/1985	Lemire		
4,848,821	A	*	7/1989	Llewellyn		
5,205,603	A	*	4/1993	Burdette, Jr.		

D442,289	S	*	5/2001	Ziaylek et al.	D25/64
6,578,666	B1	*	6/2003	Miller	182/127
D479,884	S	*	9/2003	Berryman		
D512,783	S	*	12/2005	Badillo	D25/64
2002/0189903	A1	*	12/2002	Krish, Jr.		
2003/0188925	A1	*	10/2003	Korpi		
2004/0069566	A1	*	4/2004	Bareket		

* cited by examiner

Primary Examiner—Doris Clark

(74) *Attorney, Agent, or Firm*—Amster, Rothstein & Eberstein LLP

(57) **CLAIM**

The ornamental design for a ladder for a van, to be used with a van as shown and described.

DESCRIPTION

FIG. 1 is a left side elevation of a ladder for a van showing my new design;

FIG. 2 is a front view thereof;

FIG. 3 is a back view thereof;

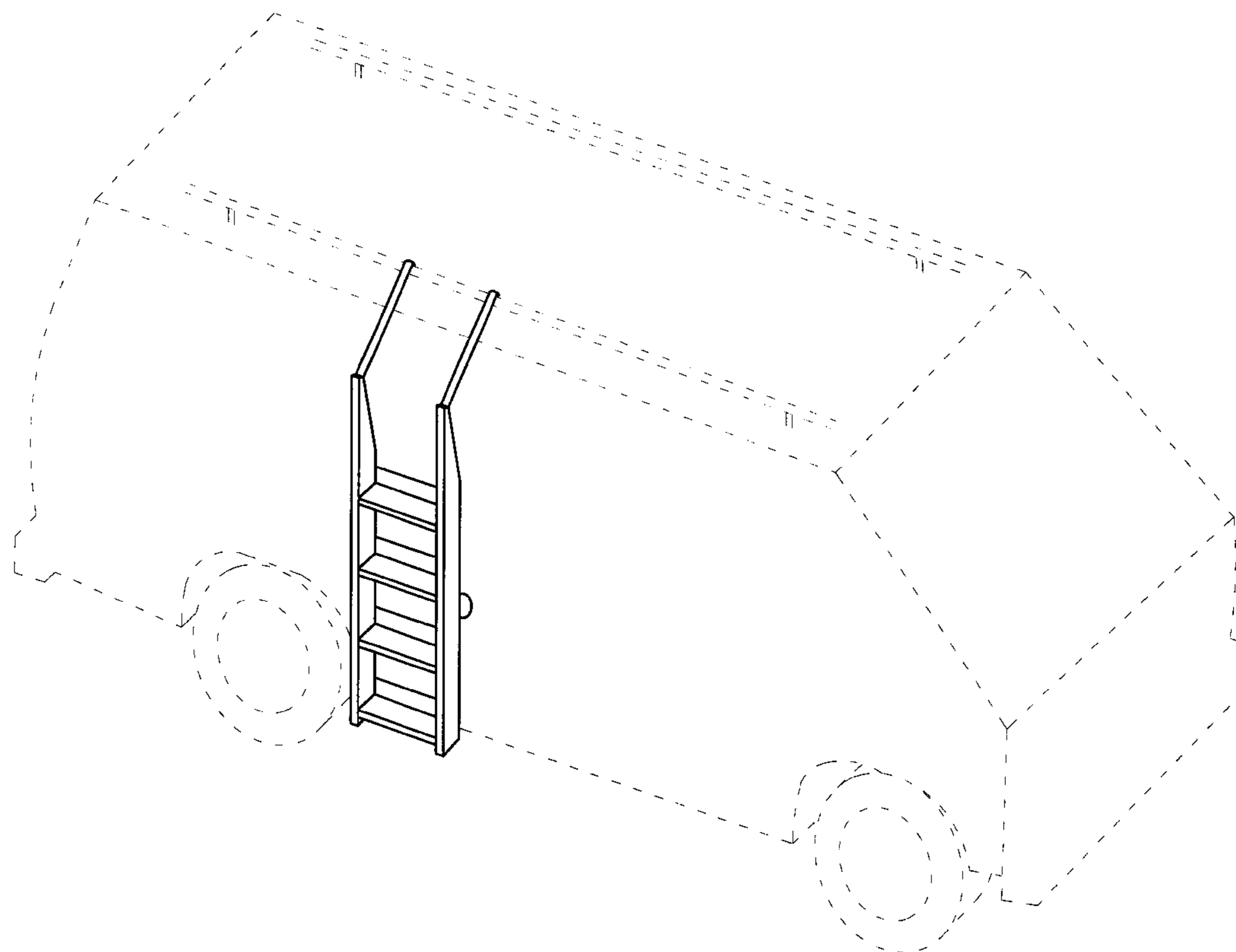
FIG. 4 is a right side elevation view thereof;

FIG. 5 is an isometric view thereof; and,

FIG. 6 is an isometric view of ladder connected to van thereof.

The broken lines are for illustrative purposes only and form no part of the claimed design.

1 Claim, 6 Drawing Sheets



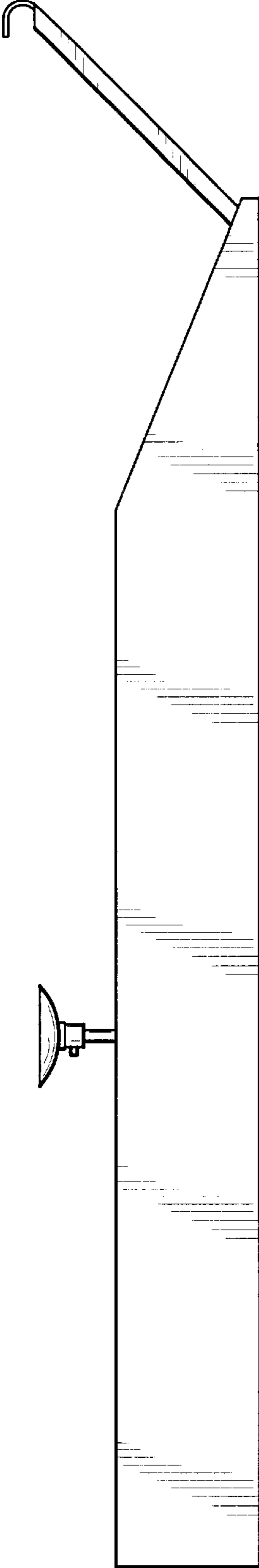


FIG. 1

FIG. 2

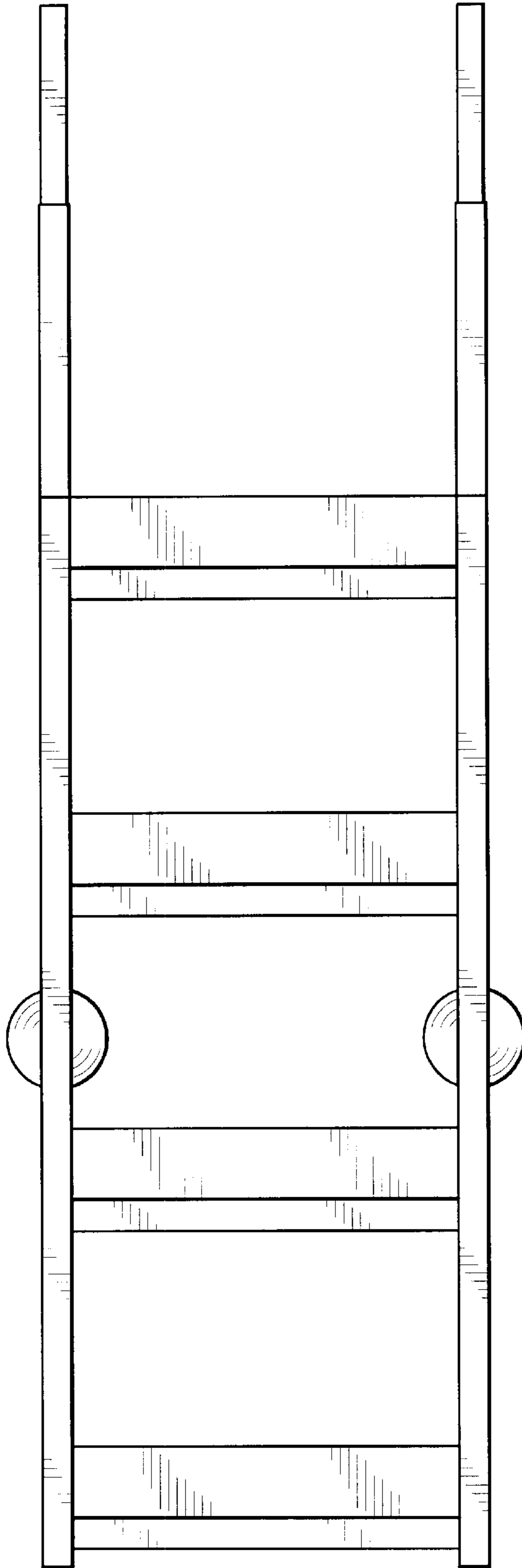


FIG. 3

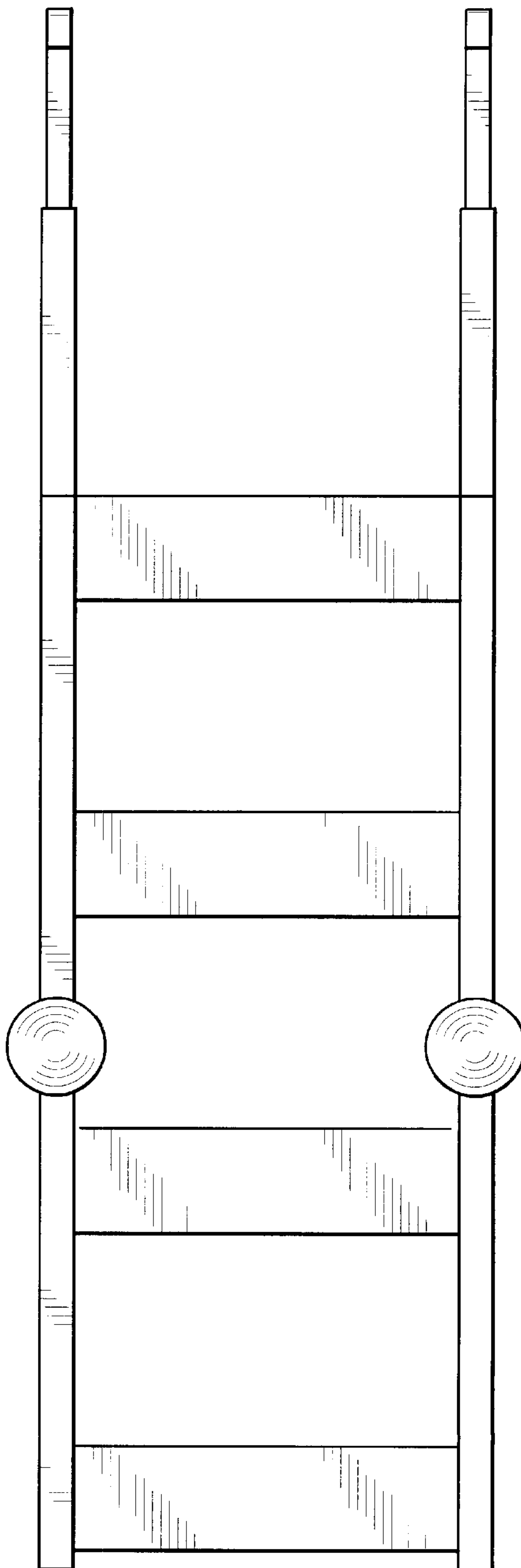
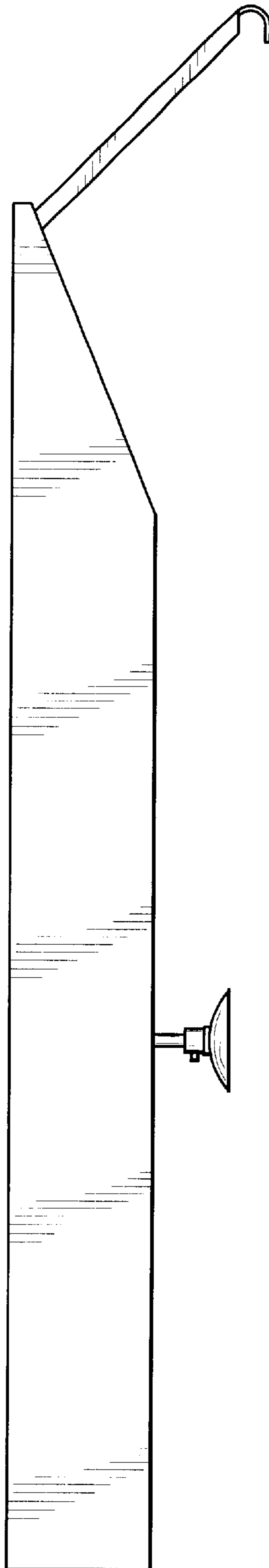


FIG. 4



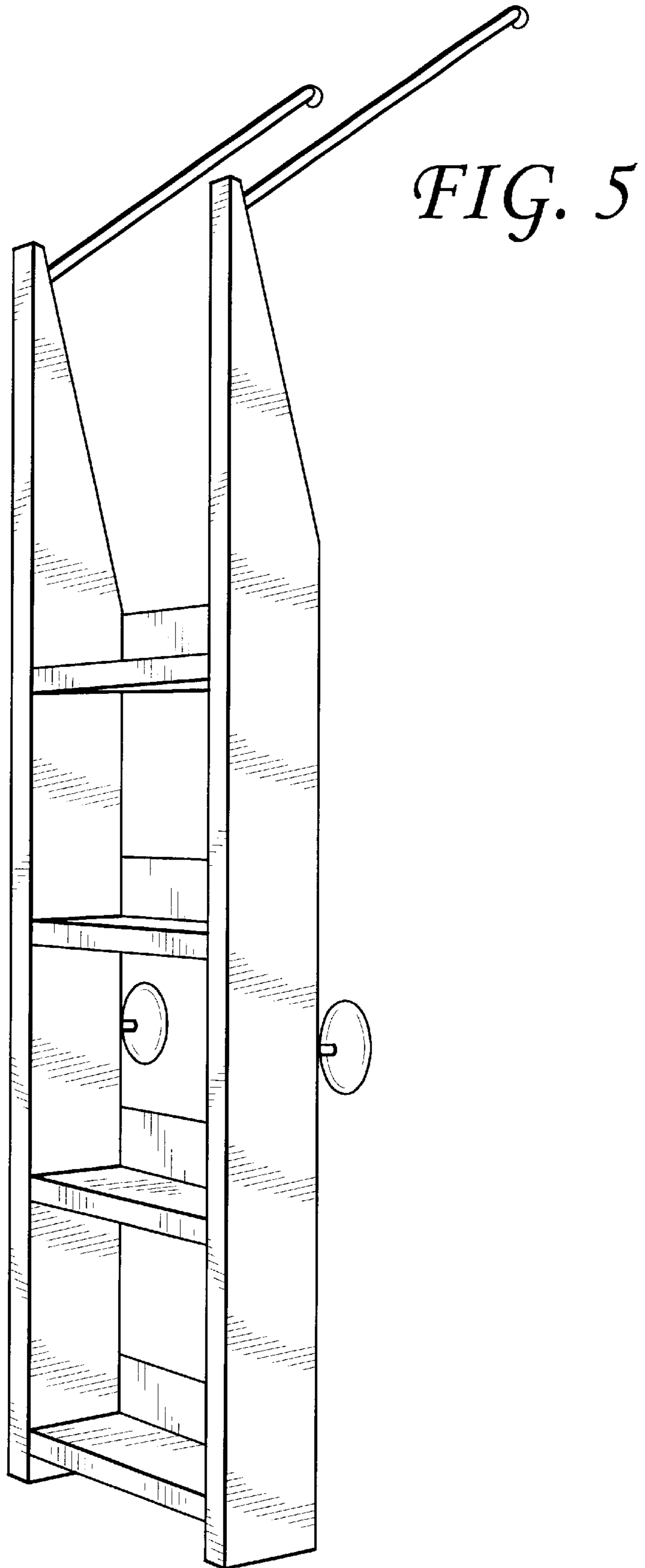


FIG. 5

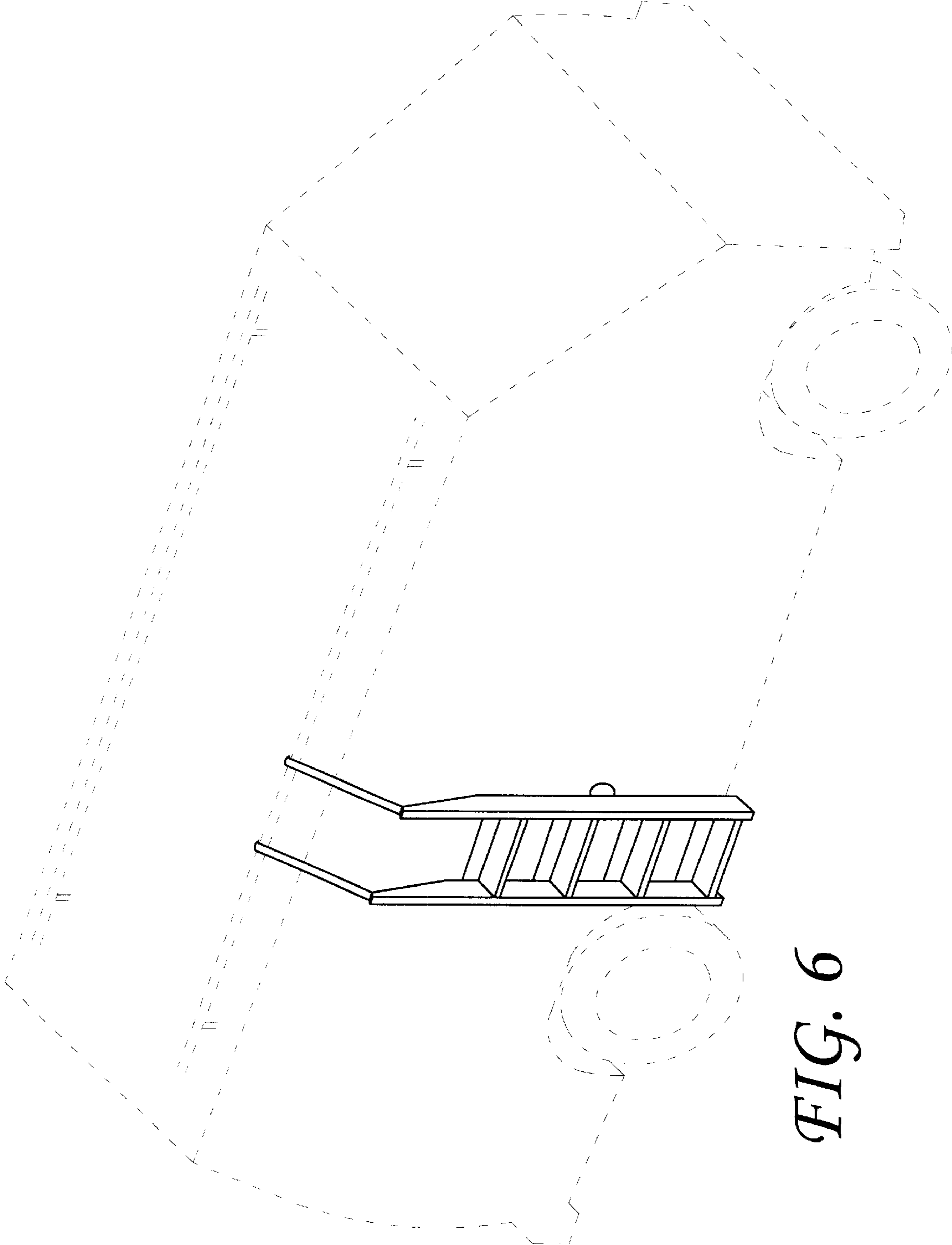


FIG. 6