

US00D541430S

(12) **United States Design Patent**
Restaino

(10) **Patent No.:** **US D541,430 S**

(45) **Date of Patent:** **** Apr. 24, 2007**

(54) **UNFOLDING STEPLADDER**

(76) **Inventor:** **Anthony Restaino**, 2 Harriet La.,
Plainview, NY (US) 11803-3910

(**) **Term:** **14 Years**

(21) **Appl. No.:** **29/240,778**

(22) **Filed:** **Oct. 19, 2005**

(51) **LOC (8) Cl.** **25-04**

(52) **U.S. Cl.** **D25/64**

(58) **Field of Classification Search** 248/210,
248/238, 236; D25/67, 68, 64, 69; 182/179.1,
182/21, 22, 23, 67.4, 152, 101, 102, 106,
182/115, 112, 64.1, 120, 121, 228.1, 228.2,
182/66.1, 194, 180.1

See application file for complete search history.

(56) **References Cited**

U.S. PATENT DOCUMENTS

4,442,919 A * 4/1984 Fulcher 182/63.1
5,085,291 A * 2/1992 Narramore 182/106

D388,882 S * 1/1998 Kain D25/64
D425,209 S * 5/2000 Cox D25/64
6,220,389 B1 * 4/2001 Krause 182/23

* cited by examiner

Primary Examiner—Doris Clark

(74) *Attorney, Agent, or Firm*—Myron Amer P.C.

(57) **CLAIM**

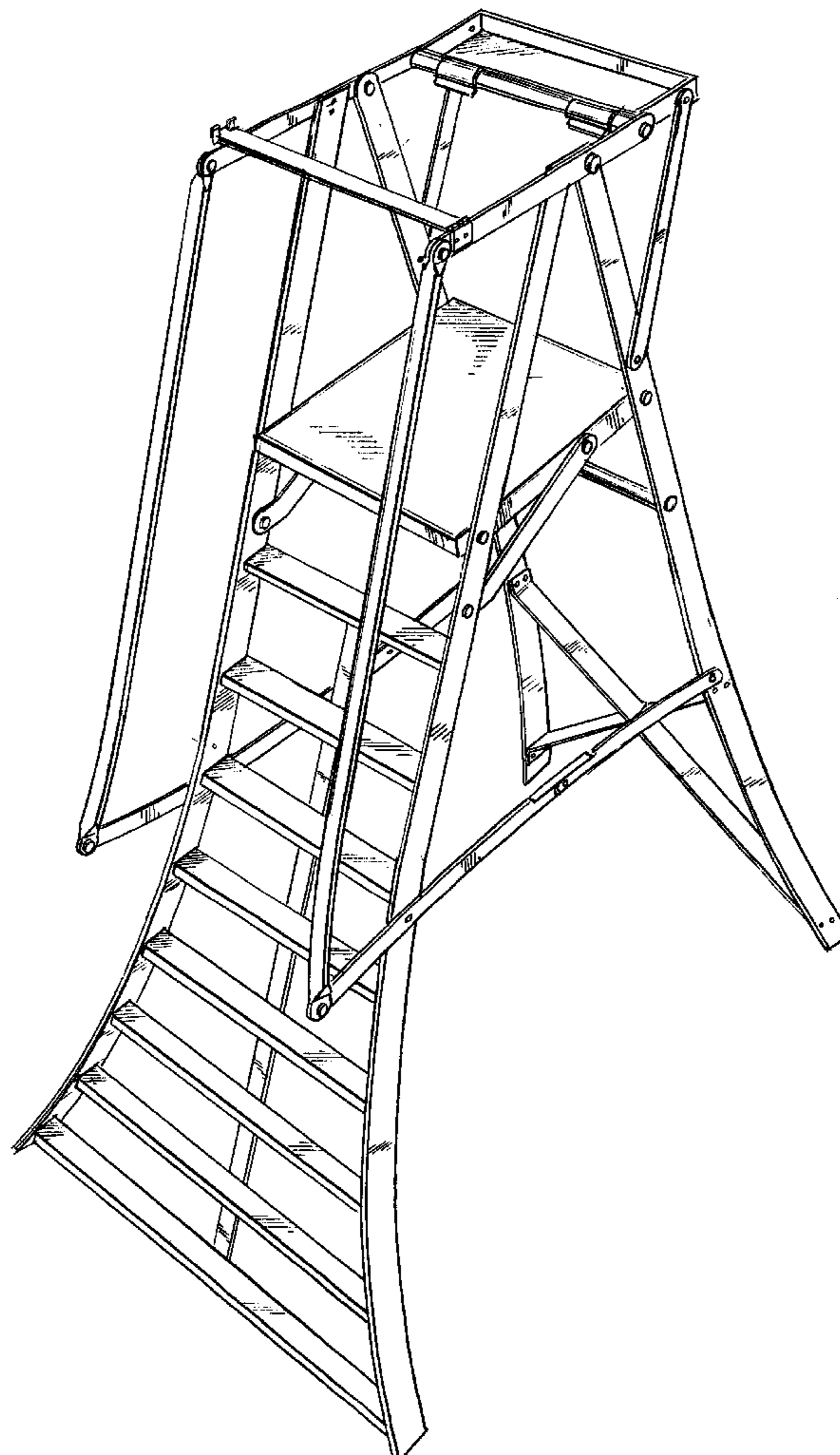
The ornamental design for an unfolding stepladder, as shown and described.

DESCRIPTION

FIG. 1 is a front perspective view of an unfolding stepladder; FIG. 2 is a rear perspective view thereof; FIG. 3 is a left side elevational view thereof; FIG. 4 is a right side elevational view thereof; FIG. 5 is a front elevational view thereof; and, FIG. 6 is a rear elevational view thereof.

The broken lines are for illustrative purposes only and form no part of the claimed design.

1 Claim, 6 Drawing Sheets



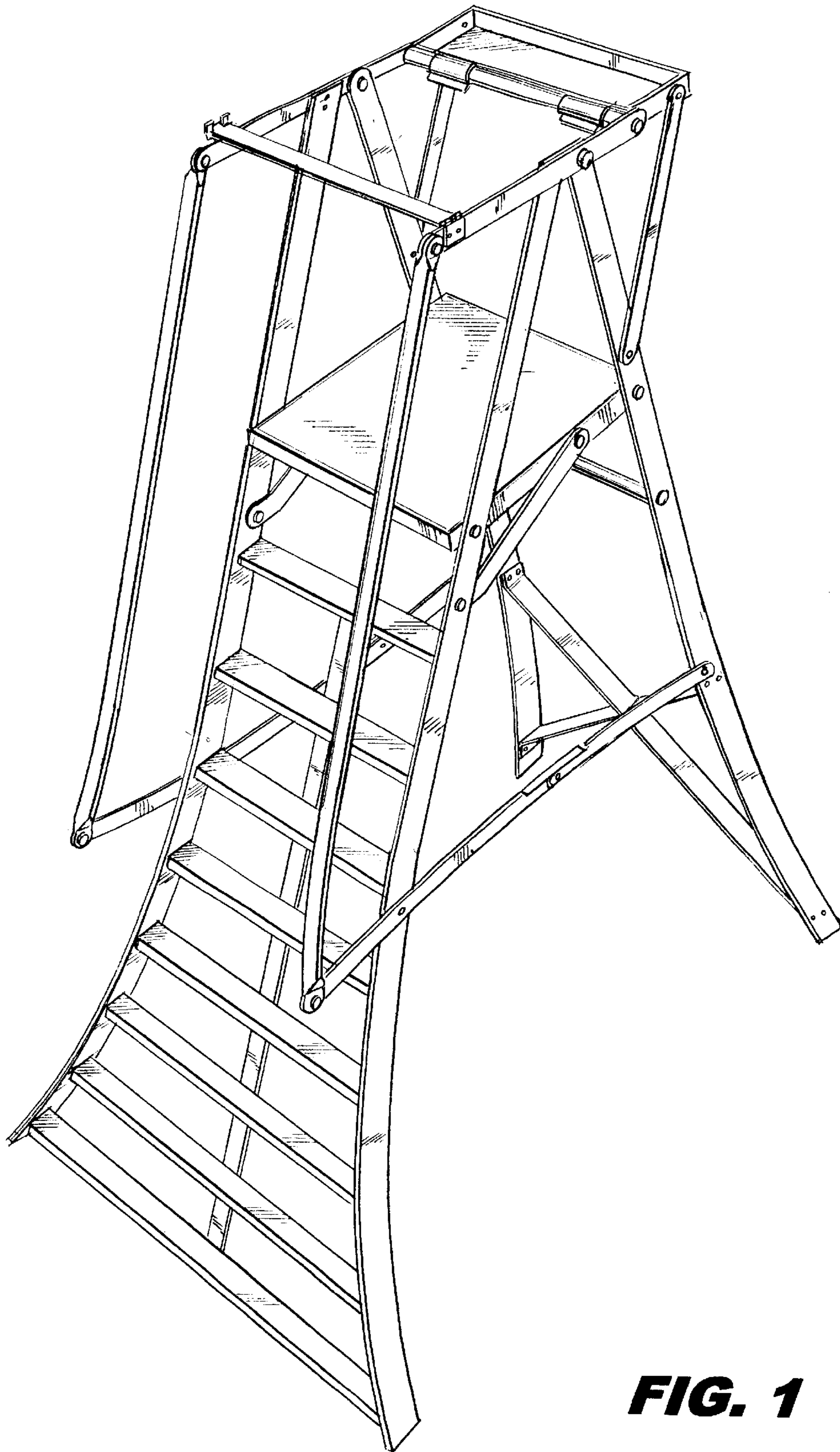


FIG. 1

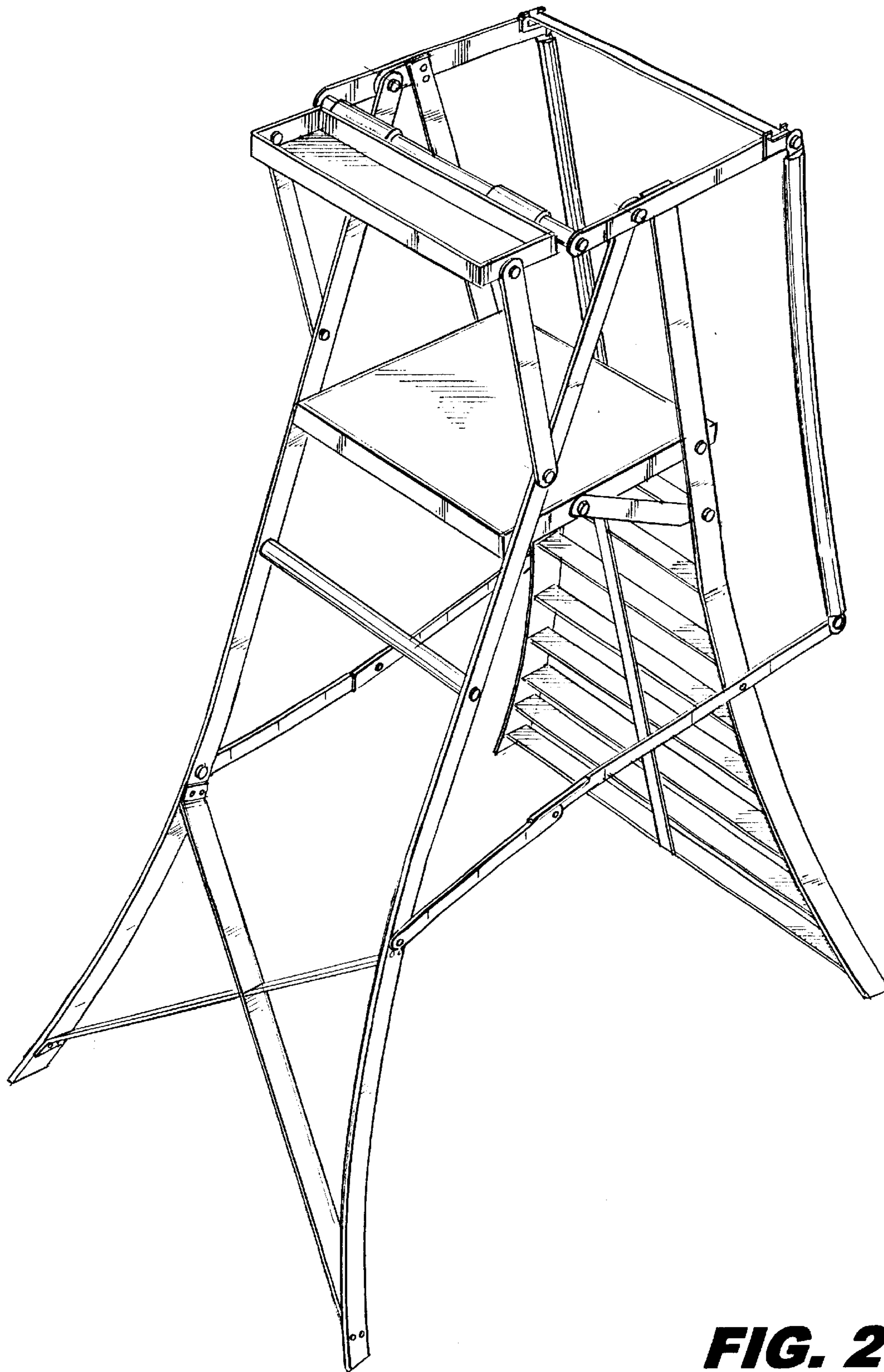


FIG. 2

FIG. 3




FIG. 4




FIG. 5

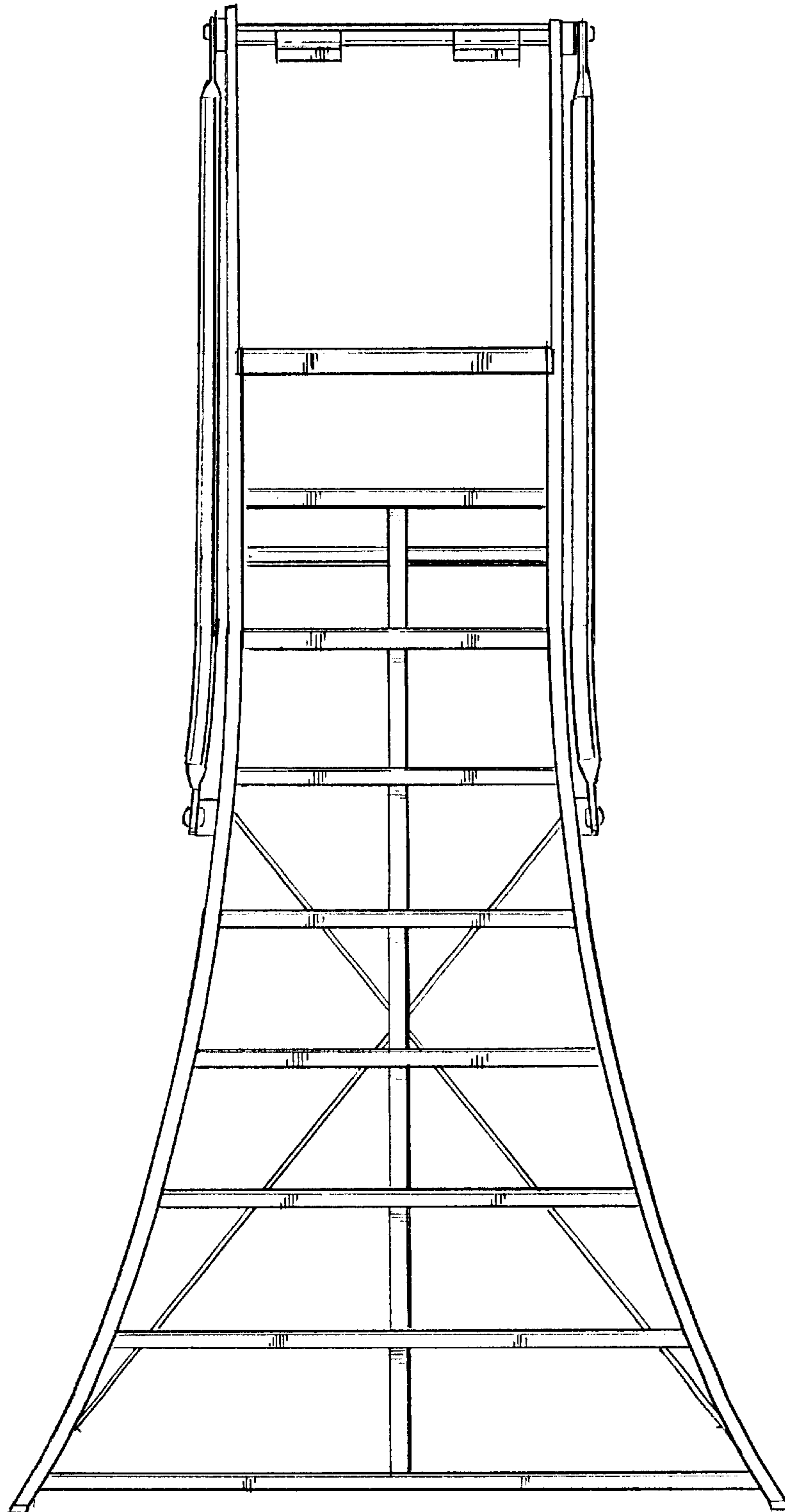


FIG. 6

