



US00D541423S

(12) **United States Design Patent**
Gay

(10) **Patent No.:** **US D541,423 S**

(45) **Date of Patent:** **** Apr. 24, 2007**

(54) **HYDROTHERAPY APPARATUS**

(75) Inventor: **Brian Gay**, Victoria (AU)

(73) Assignee: **HydroCo (Australia) Pty Ltd**, Victoria (AU)

(**) Term: **14 Years**

(21) Appl. No.: **29/234,826**

(22) Filed: **Jul. 21, 2005**

(30) **Foreign Application Priority Data**

Jan. 21, 2005 (AU) 10219/2005

(51) **LOC (8) Cl.** **24-02**

(52) **U.S. Cl.** **D24/202**

(58) **Field of Classification Search** D24/201-203;
4/524, 528, 529, 530, 532, 536; 607/81, 90,
607/91; 601/16, 49

See application file for complete search history.

(56) **References Cited**

U.S. PATENT DOCUMENTS

D52,426 S	*	9/1918	Blanchard	D24/203
D266,700 S	*	10/1982	Higgins	D24/202
4,565,188 A	*	1/1986	Hardie	601/16
4,712,538 A	*	12/1987	Hardie et al.	601/16
D297,863 S	*	9/1988	Hardie et al.	D24/203
D317,650 S	*	6/1991	Soder	D24/202
5,101,809 A	*	4/1992	Daffer et al.	601/16

D326,720 S	*	6/1992	Garrison et al.	D24/202
D377,530 S	*	1/1997	Daffer et al.	D24/202
5,645,578 A	*	7/1997	Daffer et al.	607/91
D384,416 S	*	9/1997	Daffer et al.	D24/203
D413,388 S	*	8/1999	Daffer et al.	D24/202
D433,144 S	*	10/2000	Park	D24/203
D451,606 S	*	12/2001	Daffer et al.	D24/202
D453,834 S	*	2/2002	Daffer et al.	D24/202
6,497,717 B1	*	12/2002	Daffer et al.	607/81
6,613,071 B1	*	9/2003	Fujii	607/91
D491,669 S	*	6/2004	Daffer et al.	D24/202

* cited by examiner

Primary Examiner—Stella Reid

Assistant Examiner—Melanie Levy

(74) *Attorney, Agent, or Firm*—Intellectual Property Law Group LLP; Otto O. Lee; Juneko C. Jackson

(57) **CLAIM**

The ornamental design for a hydrotherapy apparatus, as shown and described.

DESCRIPTION

FIG. 1 is a perspective view of a hydrotherapy apparatus embodying my design;

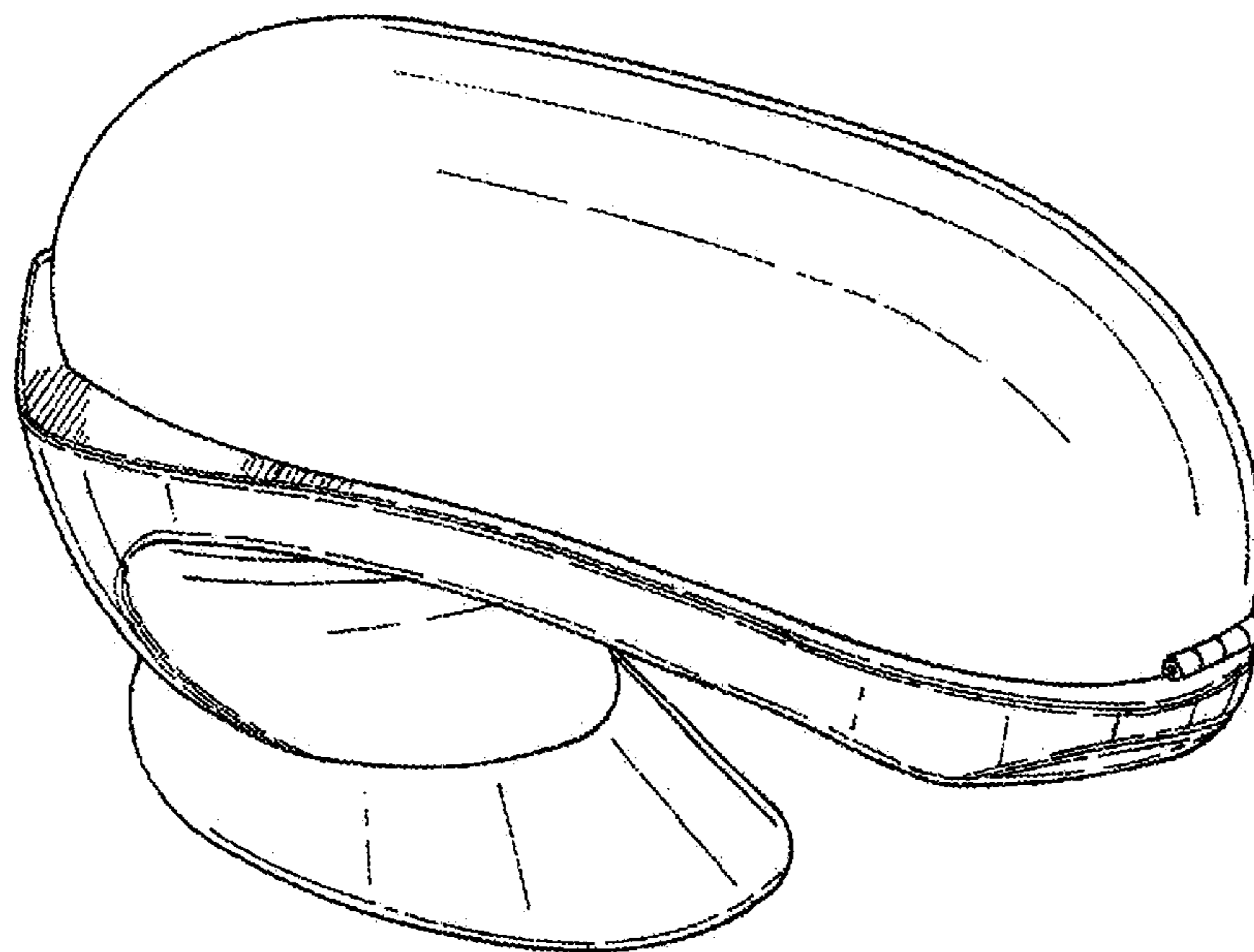
FIG. 2 is a right side elevational view thereof; the left side elevational view being a mirror image thereof;

FIG. 3 is a top plan view thereof;

FIG. 4 is a rear elevational view thereof; and,

FIG. 5 is a front elevational view thereof.

1 Claim, 2 Drawing Sheets



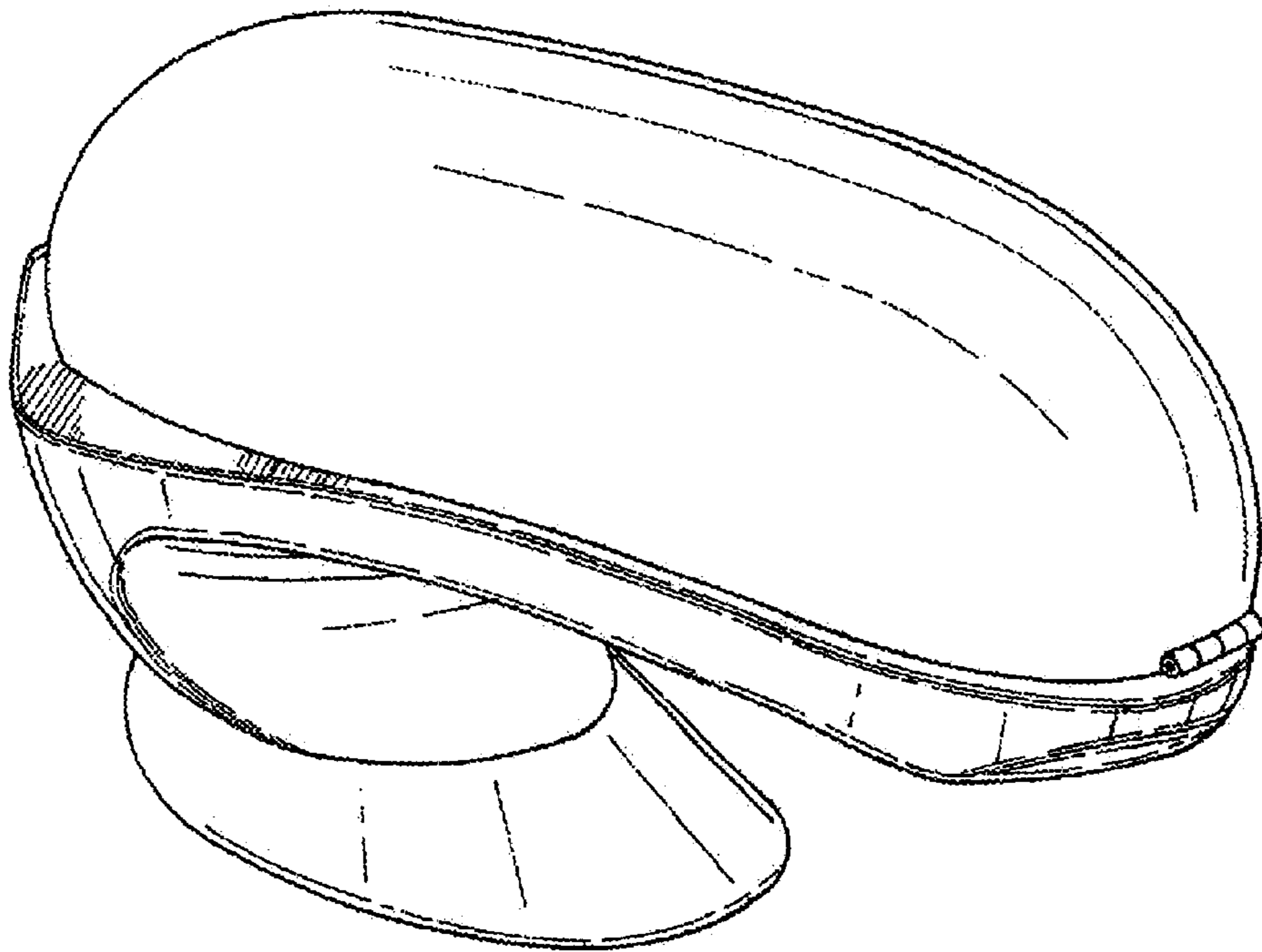


FIG 1

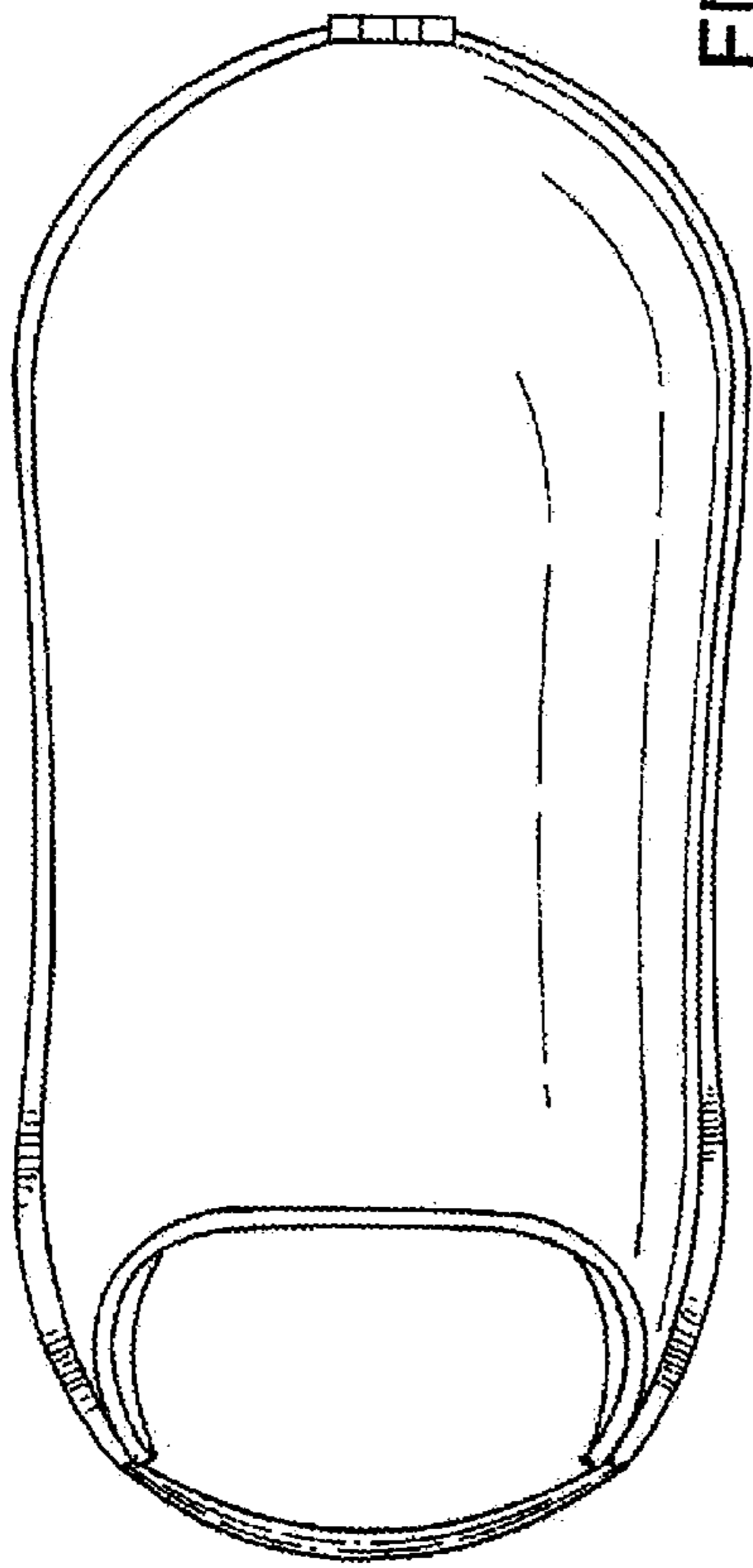


FIG 3

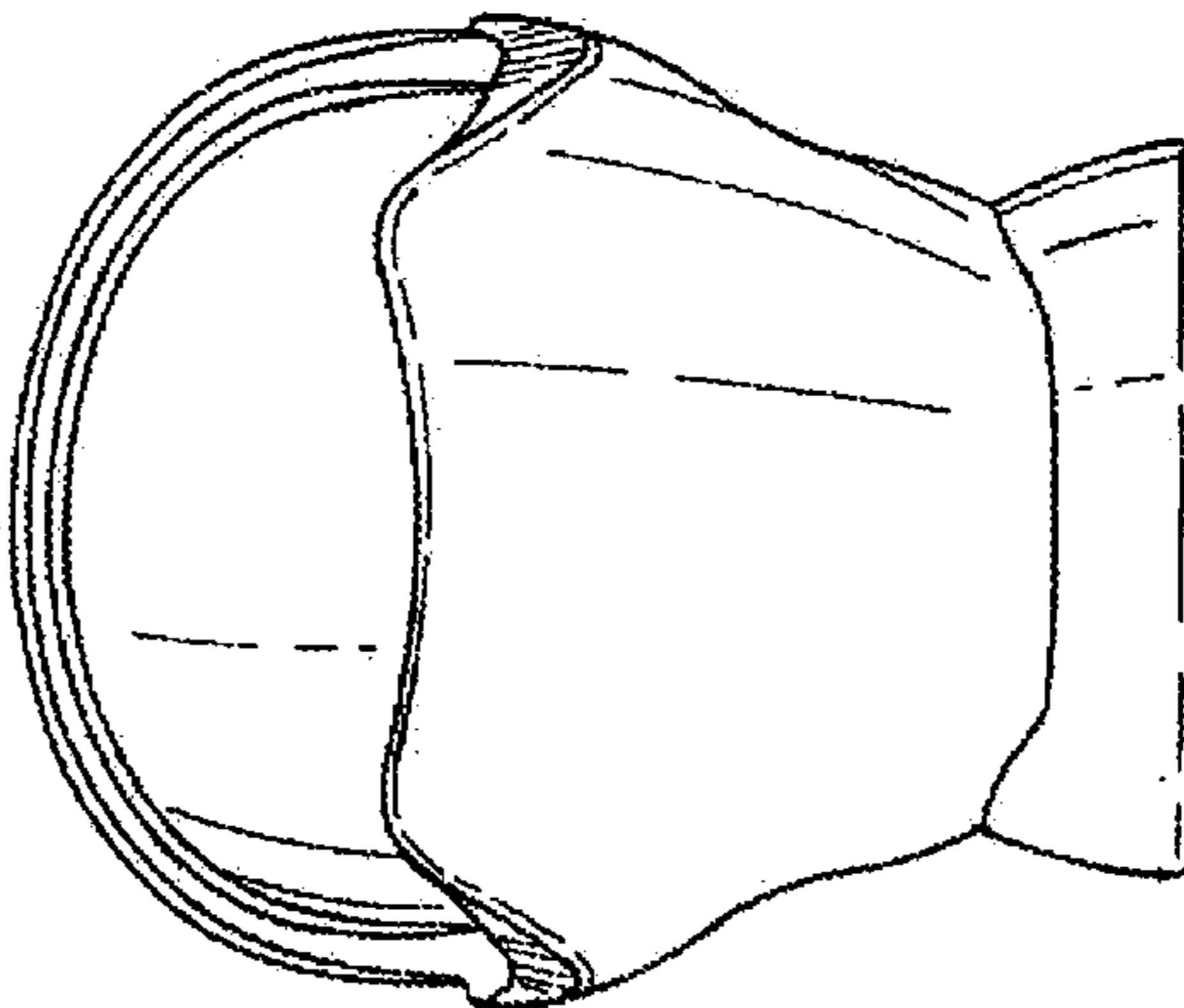


FIG 4

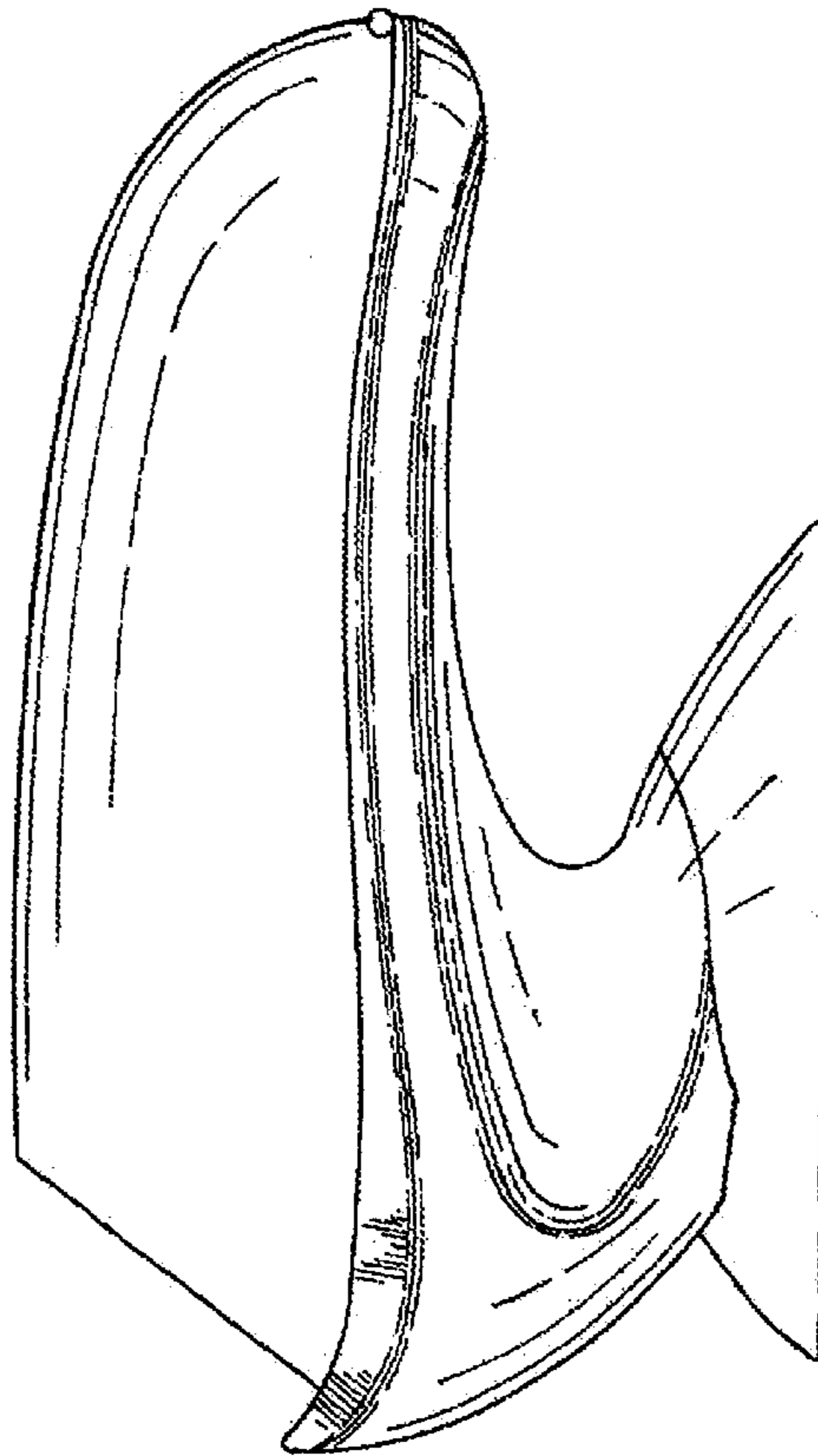


FIG 2

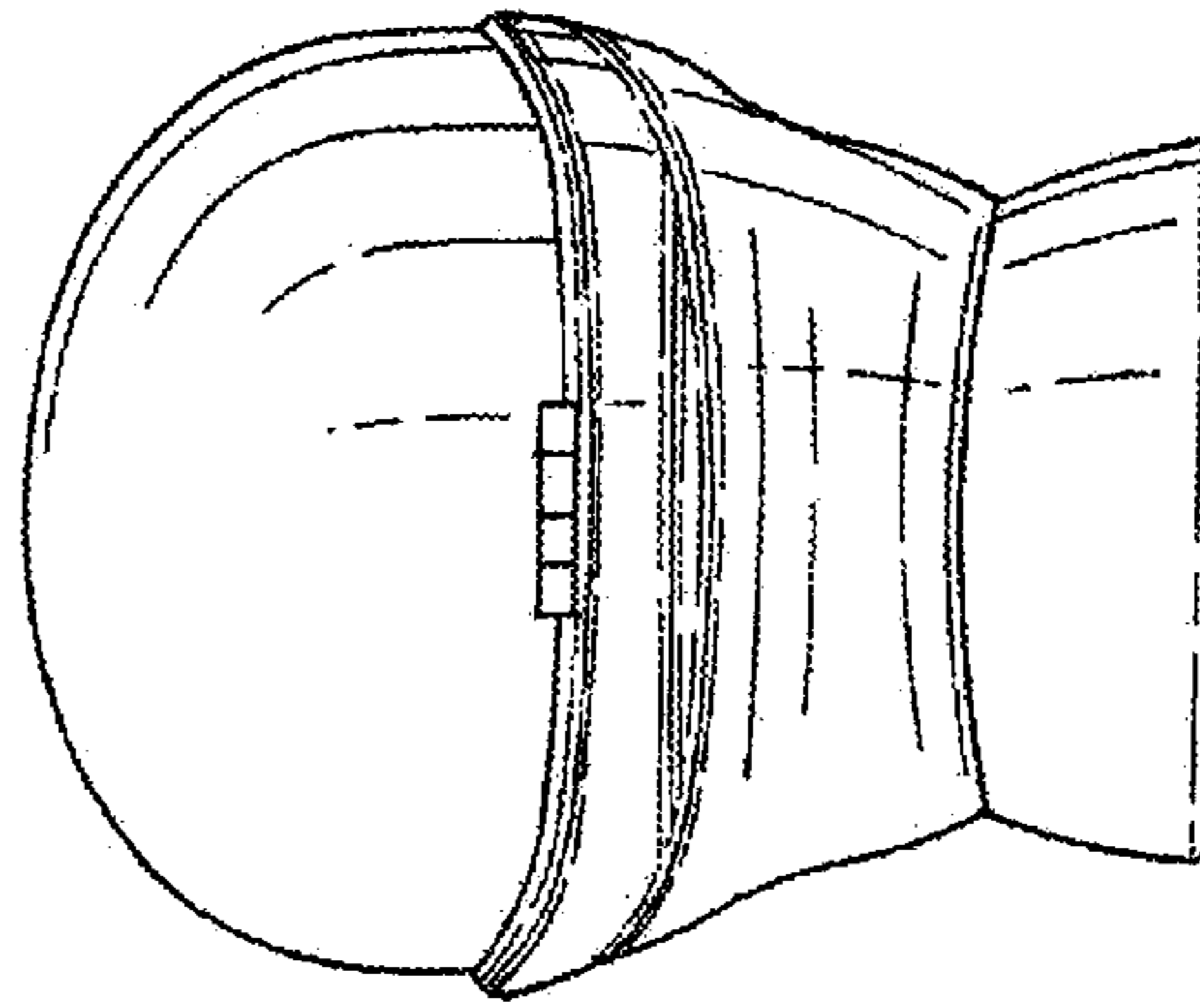


FIG 5