

US00D541412S

(12) **United States Design Patent**
Benner

(10) **Patent No.:** **US D541,412 S**

(45) **Date of Patent:** **** Apr. 24, 2007**

(54) **EAR PLUG**

(75) Inventor: **Devin Benner**, Pleasant Ridge, MI (US)

(73) Assignee: **McKeon Products, Inc.**, Warren, MI (US)

(**) Term: **14 Years**

(21) Appl. No.: **29/247,032**

(22) Filed: **May 25, 2006**

(51) **LOC (8) Cl.** **24-04**

(52) **U.S. Cl.** **D24/106**

(58) **Field of Classification Search** D24/106,
D24/134, 174, 173; 128/864, 866; 181/135,
181/130, 129; 381/317, 224, 330; D14/205,
D14/206; D29/112

See application file for complete search history.

(56) **References Cited**

U.S. PATENT DOCUMENTS

- 2,393,005 A 1/1946 Veneklasen
- 2,672,863 A * 3/1954 Leight 128/867
- 3,415,246 A 12/1968 Hill
- D236,162 S * 7/1975 Leight D24/106
- RE29,487 E * 12/1977 Gardner, Jr. 128/864
- 4,089,332 A 5/1978 Rose
- 4,219,018 A 8/1980 Draper, Jr.
- 4,552,137 A 11/1985 Strauss
- 4,564,009 A 1/1986 Brinkhoff
- 4,582,053 A 4/1986 Wilson
- 4,852,684 A 8/1989 Packard
- 5,452,731 A 9/1995 Dickman
- D372,660 S 8/1996 Niessner
- 5,674,195 A 10/1997 Truthan
- D389,221 S 1/1998 Borg
- 5,824,968 A 10/1998 Packard et al.
- 5,904,143 A 5/1999 Magidson et al.
- D418,650 S * 1/2000 Neuhaus D34/1

- D423,664 S * 4/2000 Falco D24/106
- D435,626 S * 12/2000 Benini D22/116
- D435,645 S 12/2000 Westerdal
- D437,048 S 1/2001 Hirshfeld
- D445,893 S 7/2001 Remer et al.
- D449,592 S * 10/2001 Koss et al. D14/223
- 6,425,398 B1 * 7/2002 Hirshfeld 128/864
- 6,659,103 B2 12/2003 Tiemens
- D492,991 S 7/2004 Chiang
- 6,830,124 B2 12/2004 Chiang
- D500,529 S 1/2005 Mauser
- 6,938,621 B1 9/2005 Greenhaw et al.
- 2006/0175722 A1 * 8/2006 Babcock et al. 264/41

FOREIGN PATENT DOCUMENTS

- EM 000252424-0001 * 10/2005
- GB 3006966 * 12/2002
- GB 3011406 * 6/2003

* cited by examiner

Primary Examiner—Carol Rademaker

Assistant Examiner—Anna Burmeister

(74) *Attorney, Agent, or Firm*—Butzel Long

(57) **CLAIM**

The ornamental design for an ear plug, as shown and described.

DESCRIPTION

FIG. 1 is a top plan view of an ear plug of the present invention;

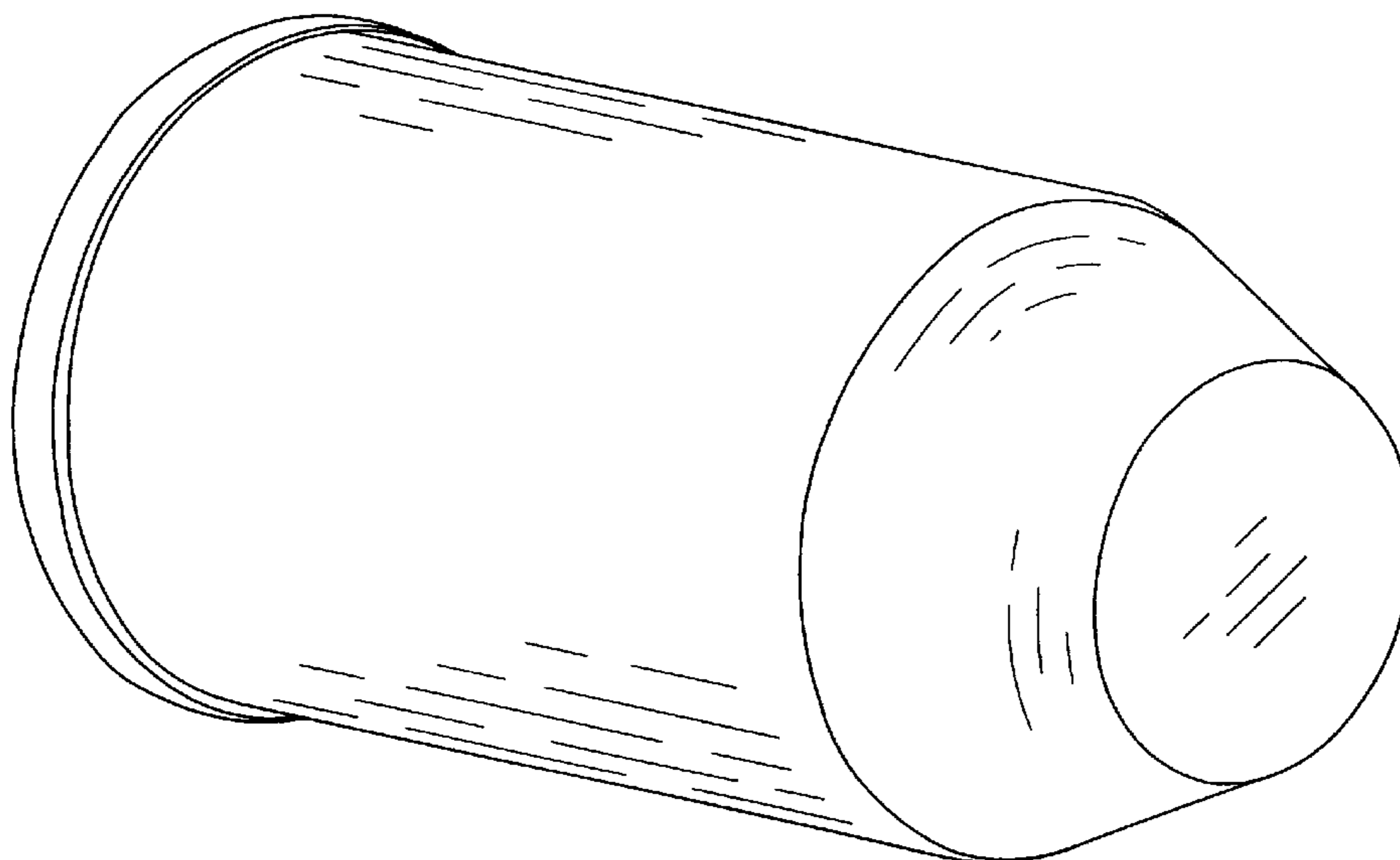
FIG. 2 is an elevation view thereof, all elevation views being identical;

FIG. 3 is a bottom plan view thereof; and,

FIG. 4 is a front perspective view thereof.

The broken lines shown in the drawings are for environmental purposes only and form no part of the claimed design.

1 Claim, 2 Drawing Sheets



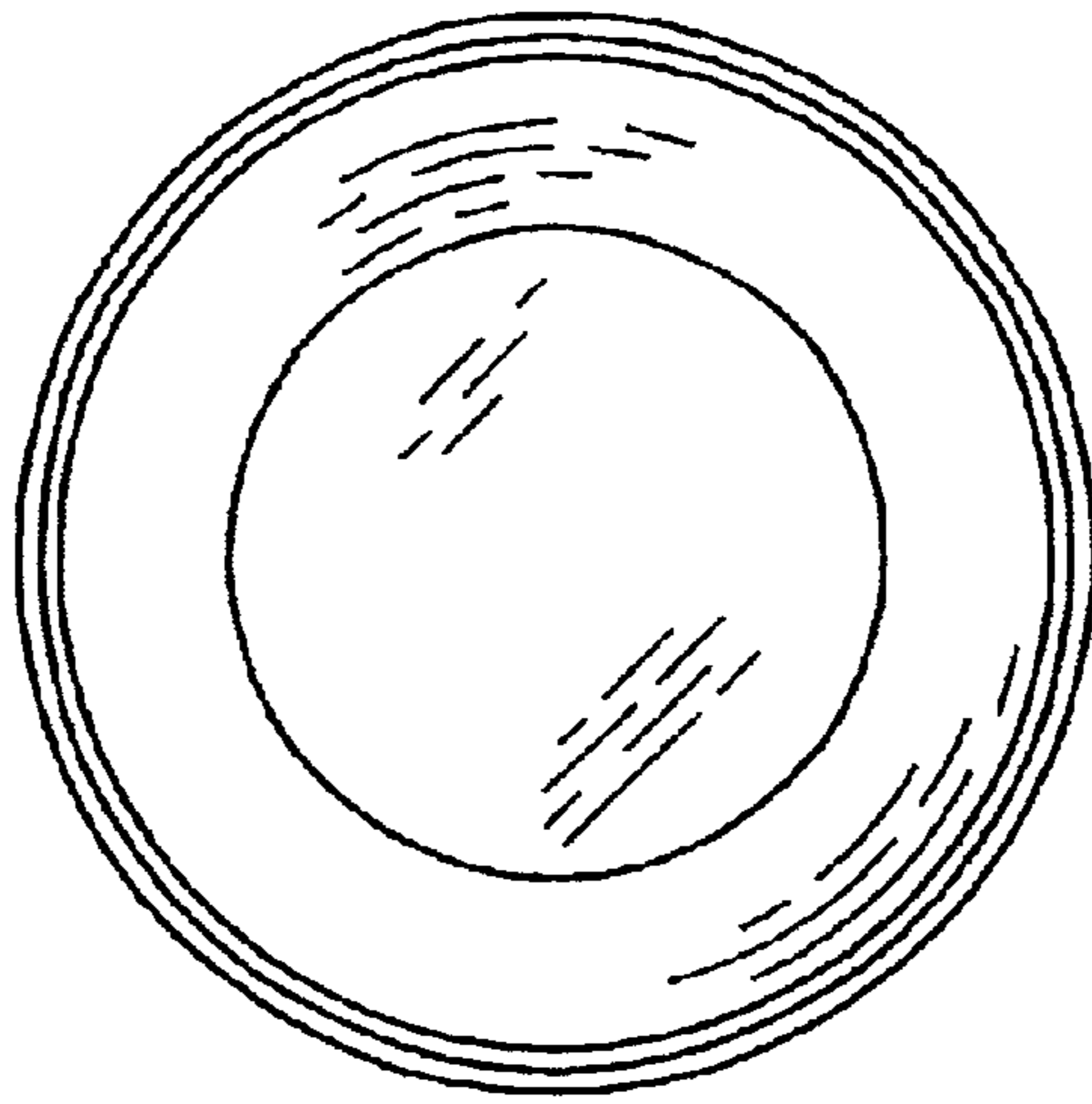


Fig. 1

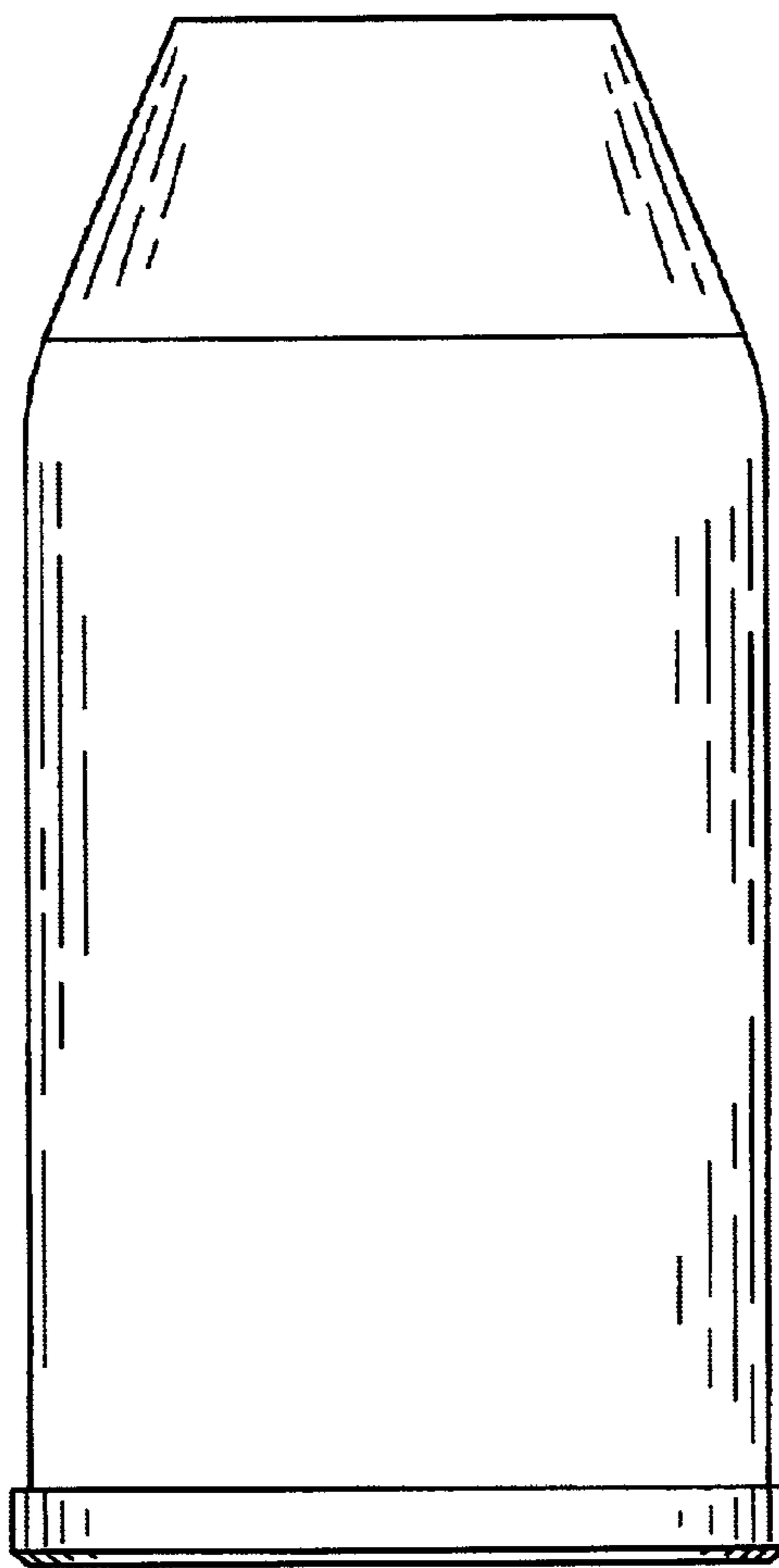


Fig. 2

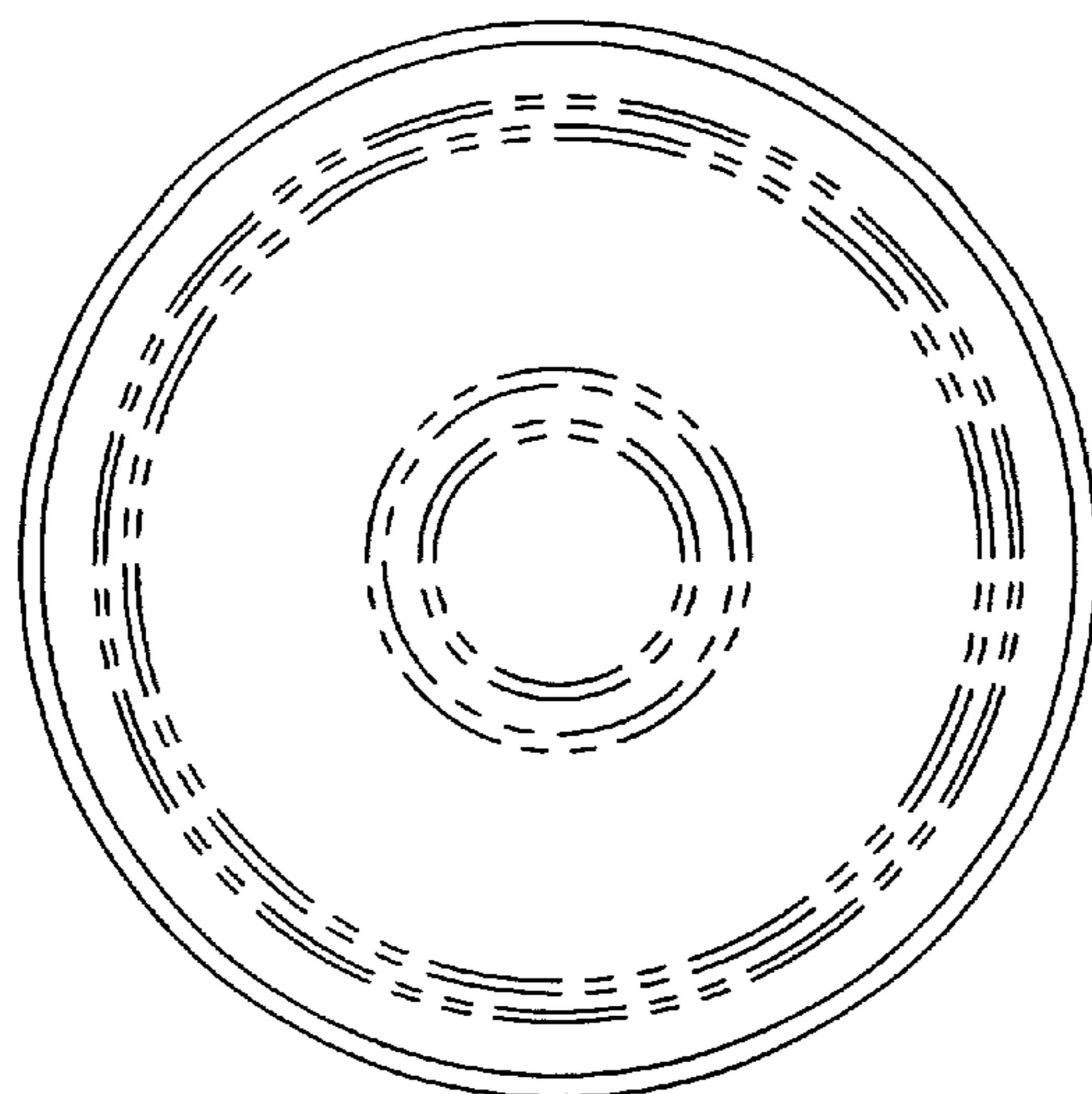


Fig. 3

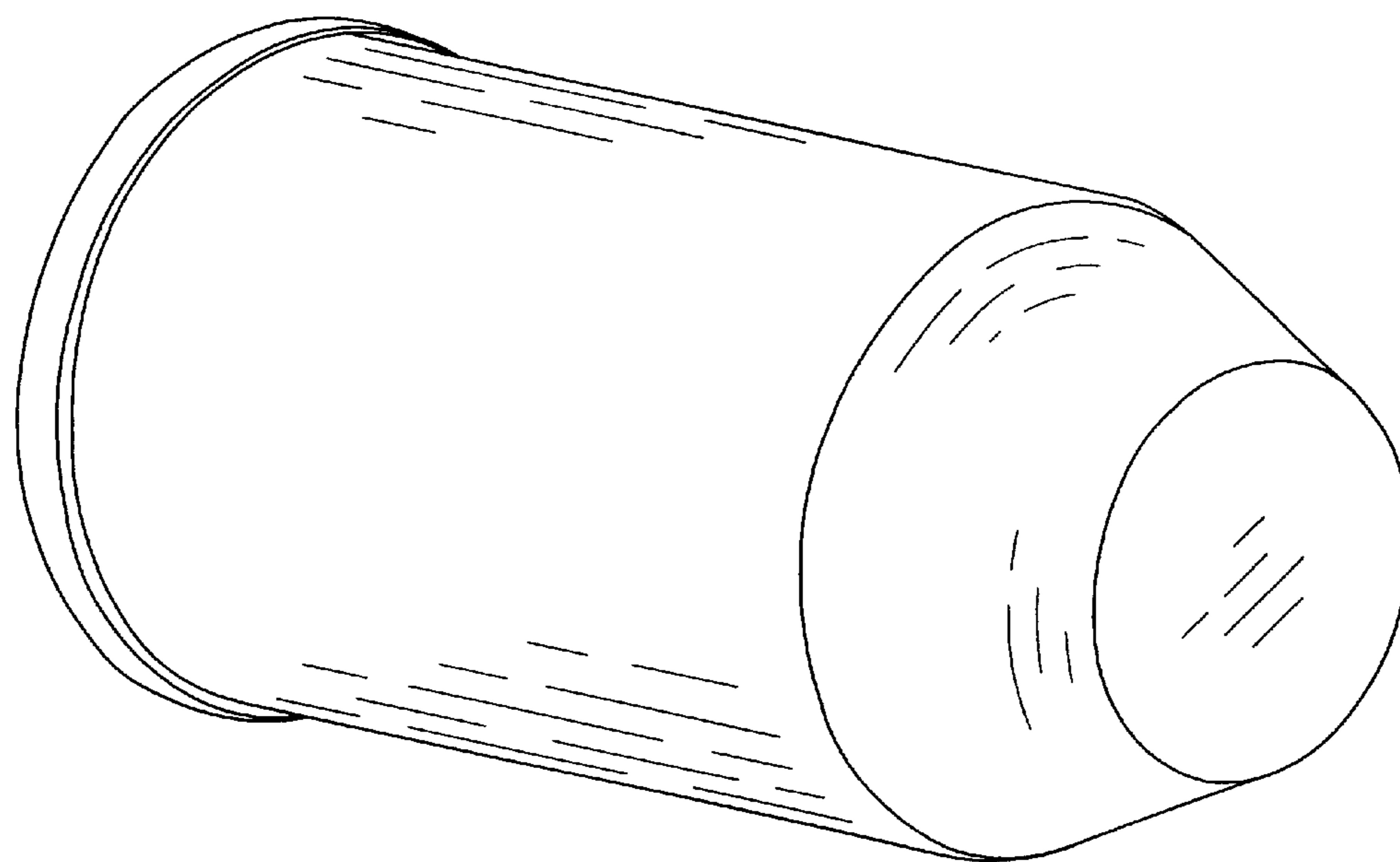


Fig. 4