



US00D541402S

(12) **United States Design Patent**
Chiang et al.

(10) **Patent No.:** **US D541,402 S**

(45) **Date of Patent:** **** Apr. 24, 2007**

(54) **SMOKE EXHAUSTER HOUSING**

6,626,972 B2 * 9/2003 Chiang et al. 126/299 D
6,782,885 B1 * 8/2004 Chiang et al. 126/299 R

(76) Inventors: **Chi Shyong Chiang**, No. 353, Sec. 1, Minsen Road, Dayia Hsiang, Taichung Hsien 42866 (TW); **Chao Cheng Chiang**, No. 353, Sec. 1, Minsen Road, Dayia Hsiang, Taichung Hsien 42866 (TW)

* cited by examiner

Primary Examiner—Lisa Lichtenstein
(74) *Attorney, Agent, or Firm*—Charles E. Baxley

(**) Term: **14 Years**

(57) **CLAIM**

The ornamental design for a smoke exhaustor housing, as shown and described.

(21) Appl. No.: **29/239,846**

DESCRIPTION

(22) Filed: **Oct. 4, 2005**

(51) **LOC (8) Cl.** **23-04**

(52) **U.S. Cl.** **D23/372**

(58) **Field of Classification Search** D23/372,
D23/371; 126/299 R, 299 D

See application file for complete search history.

FIG. 1 is a perspective view of a smoke exhaustor housing showing our new design;

FIG. 2 is a front elevational view thereof;

FIG. 3 is a rear elevational view thereof;

FIG. 4 is a top plan view thereof;

FIG. 5 is a bottom plan view thereof;

FIG. 6 is a left side elevational view thereof; and,

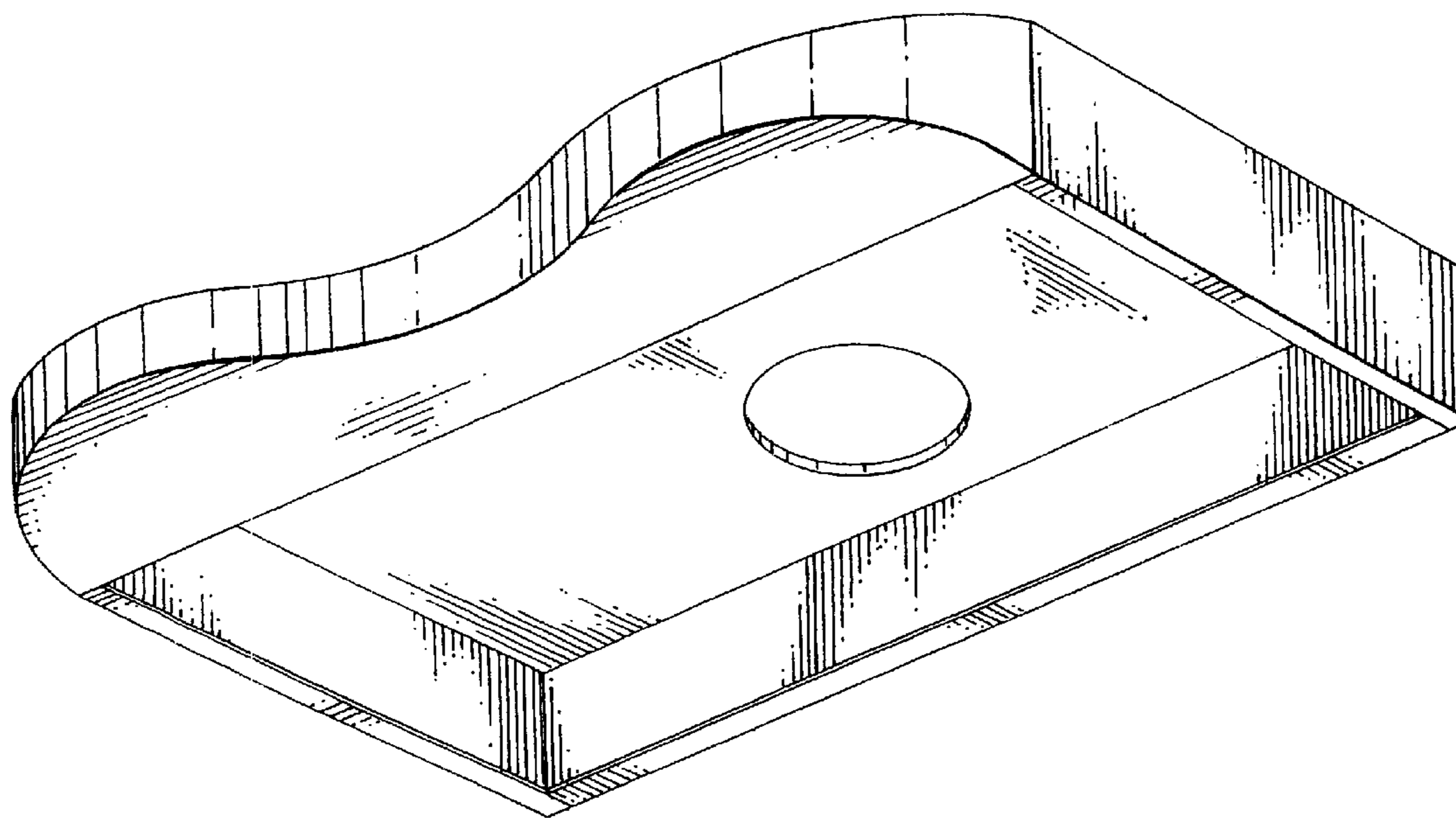
FIG. 7 is a right side elevational view thereof.

(56) **References Cited**

U.S. PATENT DOCUMENTS

6,214,073 B1 * 4/2001 Chiang et al. 55/385.1

1 Claim, 3 Drawing Sheets



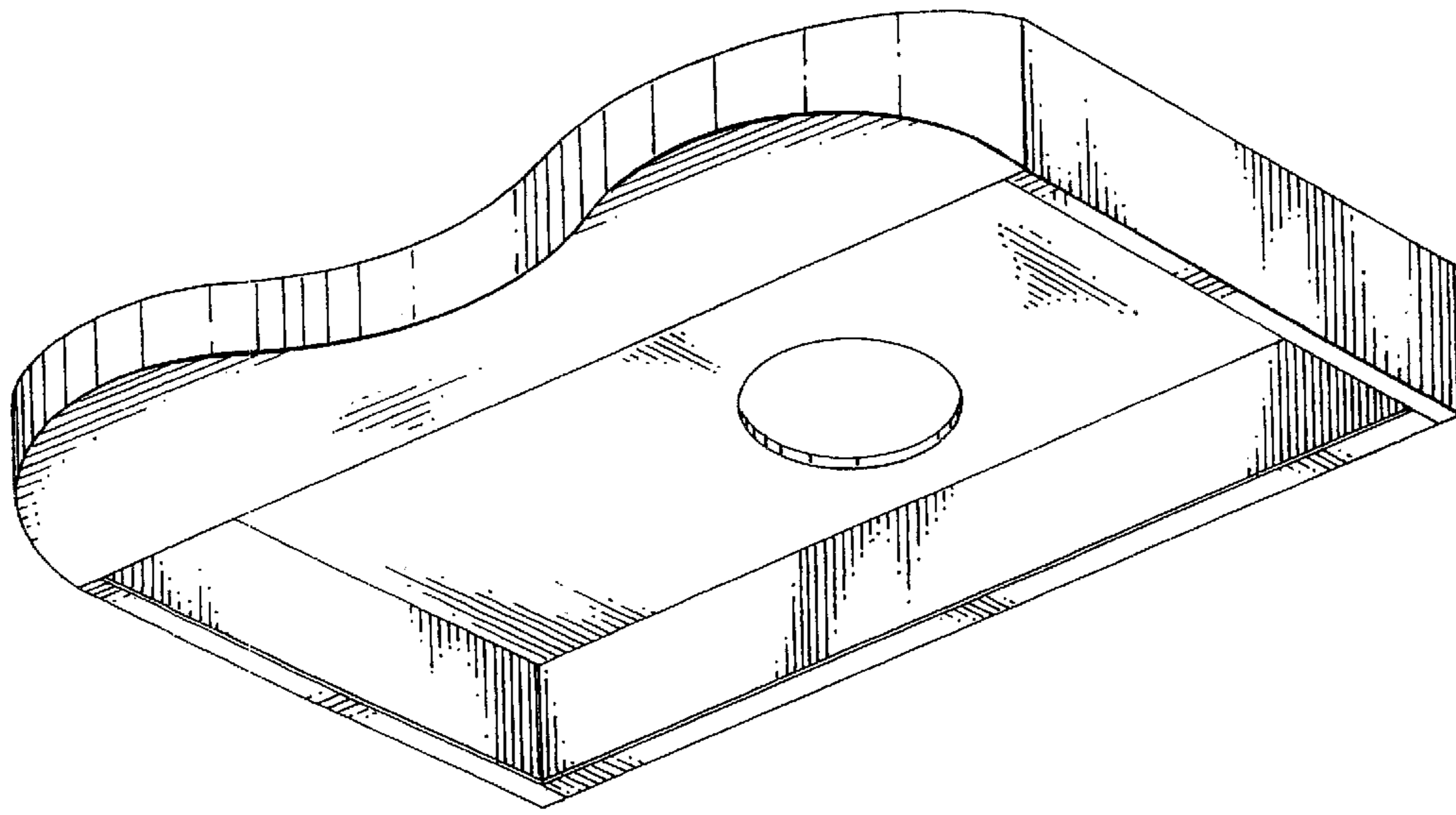


FIG. 1

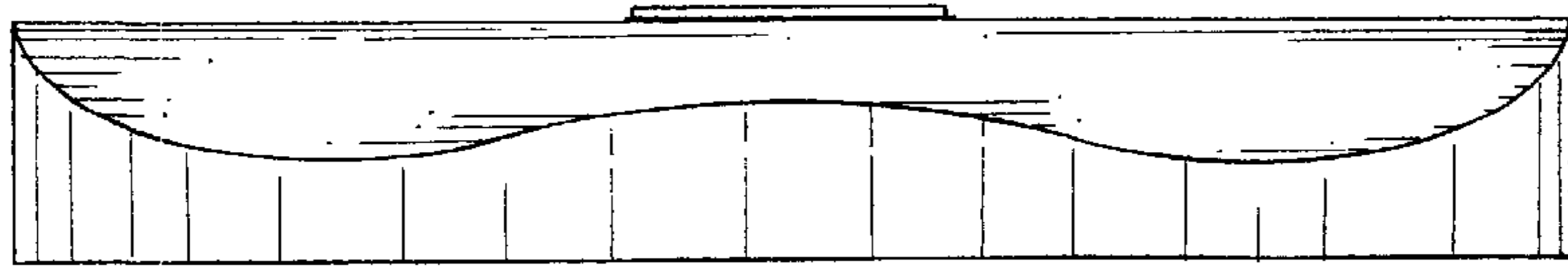


FIG. 2



FIG. 3




FIG. 6




FIG. 7




FIG. 4

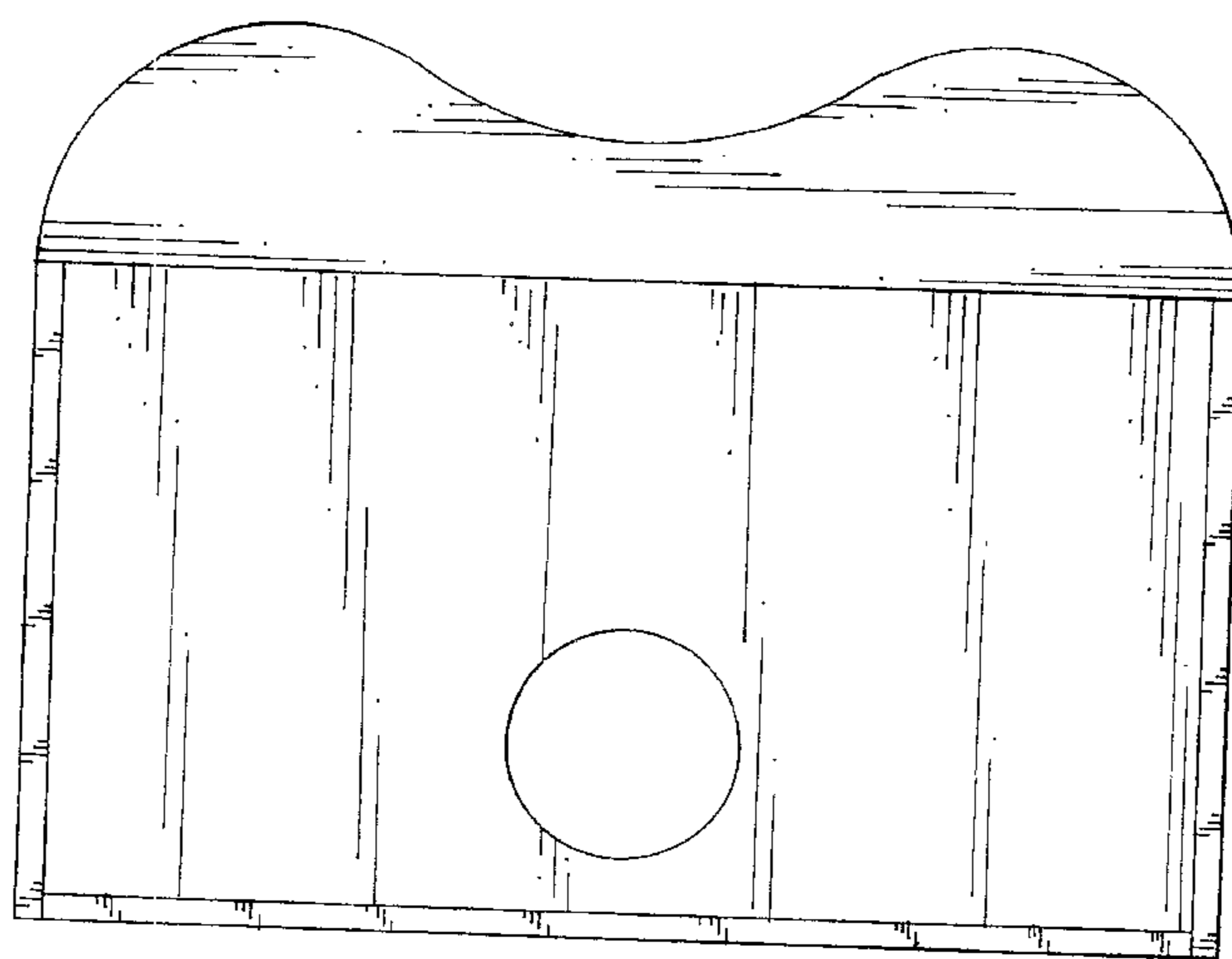


FIG. 5