

US00D541376S

(12) **United States Design Patent**
Barmore

(10) **Patent No.:** **US D541,376 S**

(45) **Date of Patent:** **** Apr. 24, 2007**

(54) **SPRINKLER HOUSING**

(75) Inventor: **Christopher Kent Barmore**, Chicago, IL (US)

(73) Assignee: **L.R. Nelson Corporation**, Peoria, IL (US)

(**) Term: **14 Years**

(21) Appl. No.: **29/239,769**

(22) Filed: **Oct. 3, 2005**

(51) **LOC (8) Cl.** **23-01**

(52) **U.S. Cl.** **D23/221**

(58) **Field of Classification Search** D23/213,
D23/214–216; 239/240–242, 273, 275, 276
See application file for complete search history.

(56) **References Cited**

U.S. PATENT DOCUMENTS

D197,168 S	12/1963	Cornwell	
D207,575 S	* 5/1967	Beinert D23/216
D281,996 S	12/1985	Hayes	
4,568,023 A	2/1986	Hayes	
D282,866 S	* 3/1986	Hayes D23/216
D296,231 S	* 6/1988	Chow et al. D23/216
D303,283 S	* 9/1989	Best et al. D23/216
4,877,185 A	* 10/1989	Kufrin 239/242
D309,772 S	8/1990	Hastings et al.	
D350,809 S	9/1994	Aquilina	
D366,308 S	1/1996	Goodman et al.	
D387,127 S	12/1997	Guo	

D398,952 S	9/1998	Hsueh	
D418,576 S	1/2000	Heren	
D422,052 S	3/2000	Heren	
D422,681 S	4/2000	Heren	
D427,281 S	* 6/2000	Guo D23/216
D466,184 S	* 11/2002	Kuo D23/216

* cited by examiner

Primary Examiner—Robin Webster

(74) *Attorney, Agent, or Firm*—Brinks Hofer Gilson & Lione; Trevor K. Copeland

(57) **CLAIM**

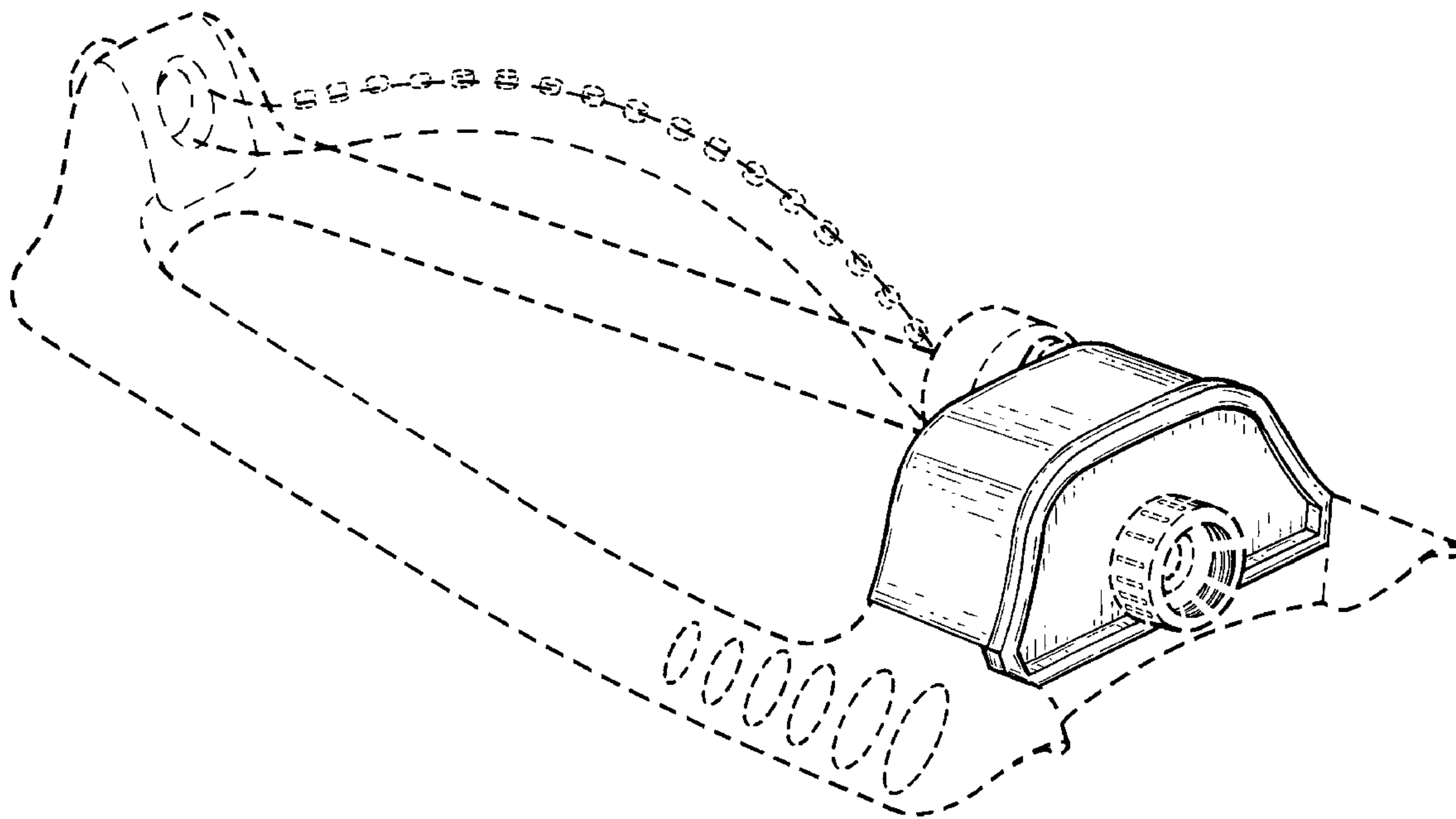
We claim the ornamental design for a sprinkler housing, as shown and described.

DESCRIPTION

FIG. 1 is a first top perspective view of a sprinkler housing of the present invention;
FIG. 2 is a second top perspective view thereof; and,
FIG. 3 is a top view thereof;
FIG. 4 is a bottom view thereof;
FIG. 5 is a first side view thereof;
FIG. 6 is a second side view thereof;
FIG. 7 is a first end view thereof; and,
FIG. 8 is a second end view thereof.

The ornamental design which is claimed is shown in solid lines in the drawings. Any broken lines in the drawings are for illustrative purposes only and form no part of the claimed design.

1 Claim, 6 Drawing Sheets



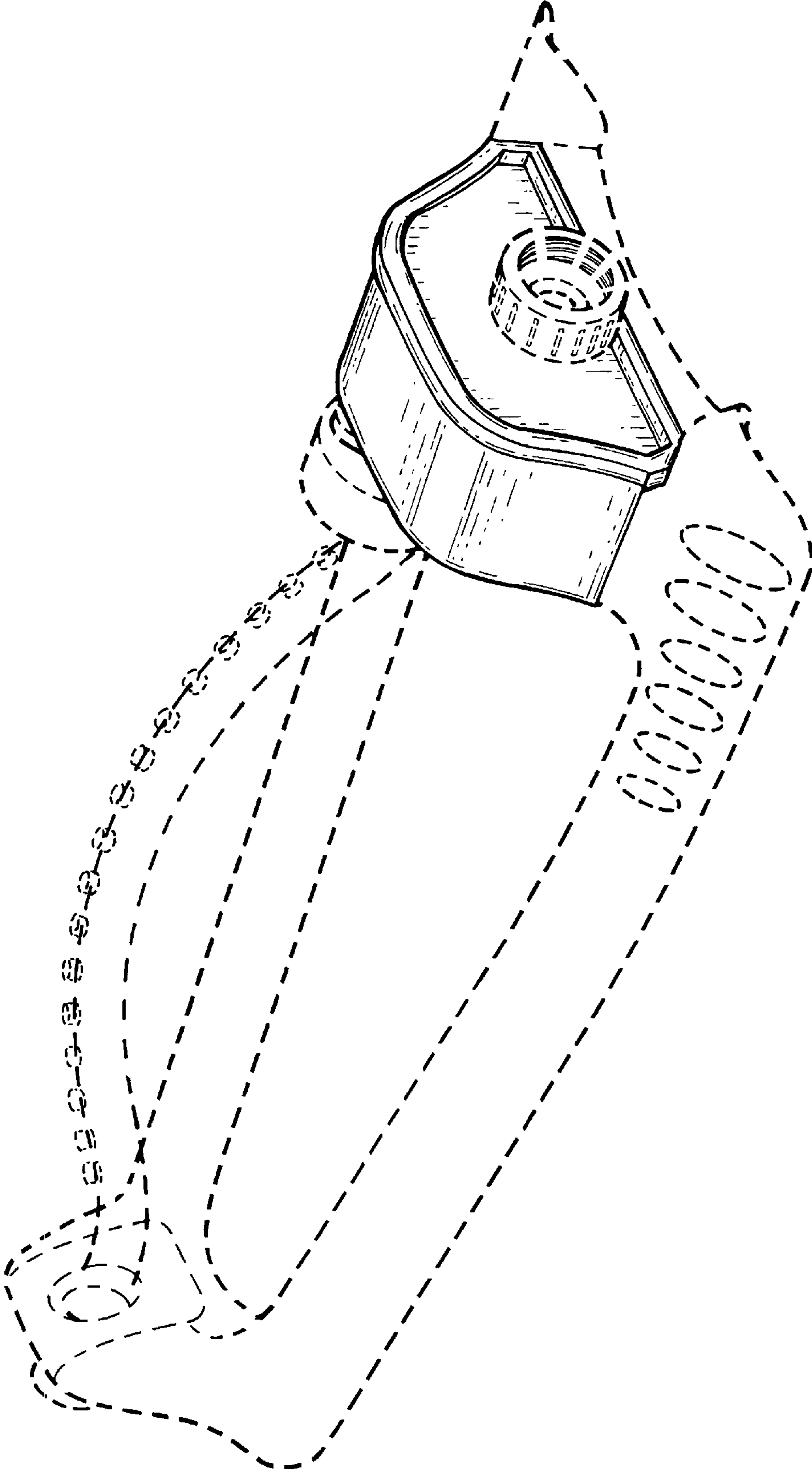


Fig. 1

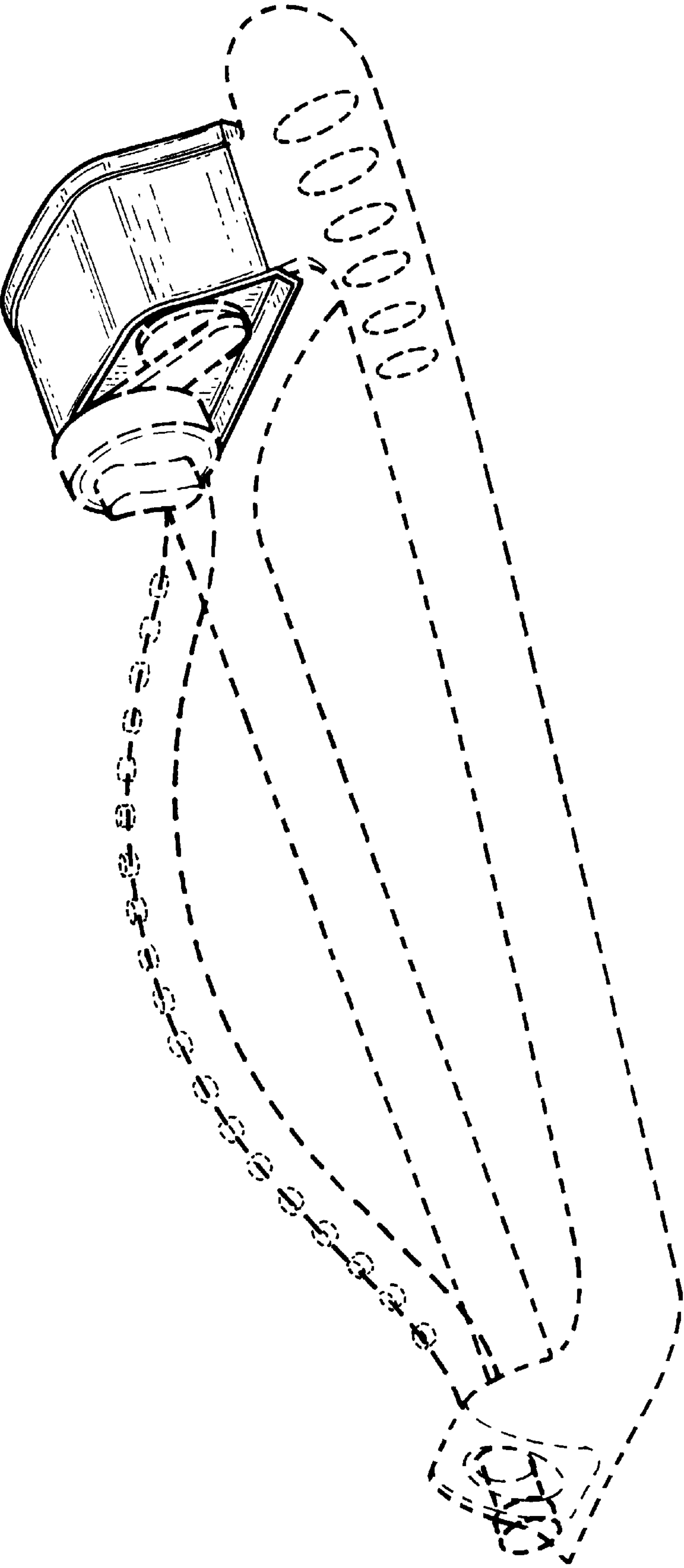


Fig. 2

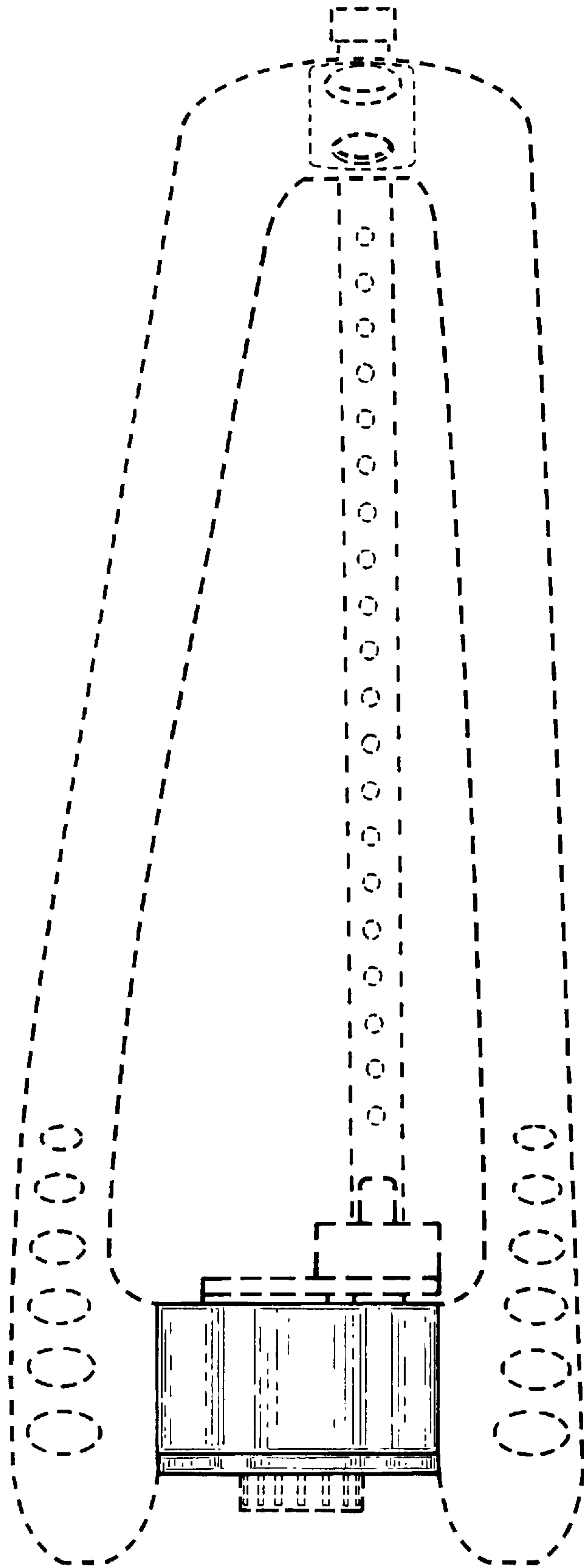


Fig. 3




Fig. 4




Fig. 5

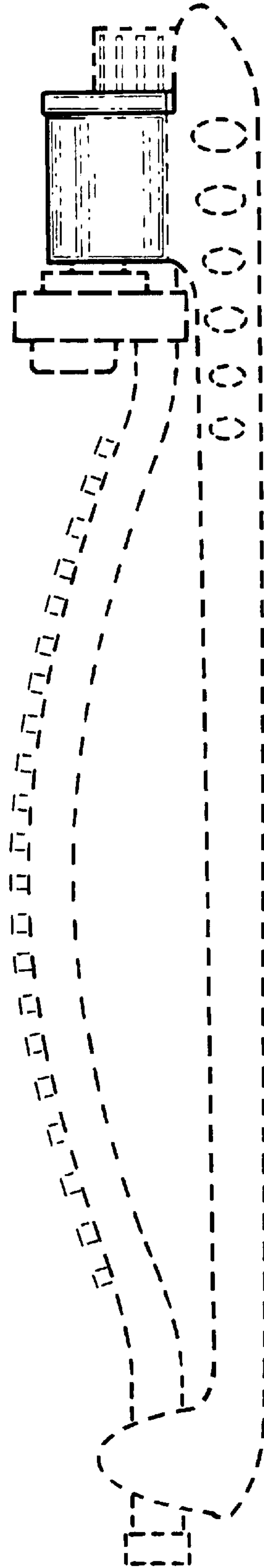


Fig. 6

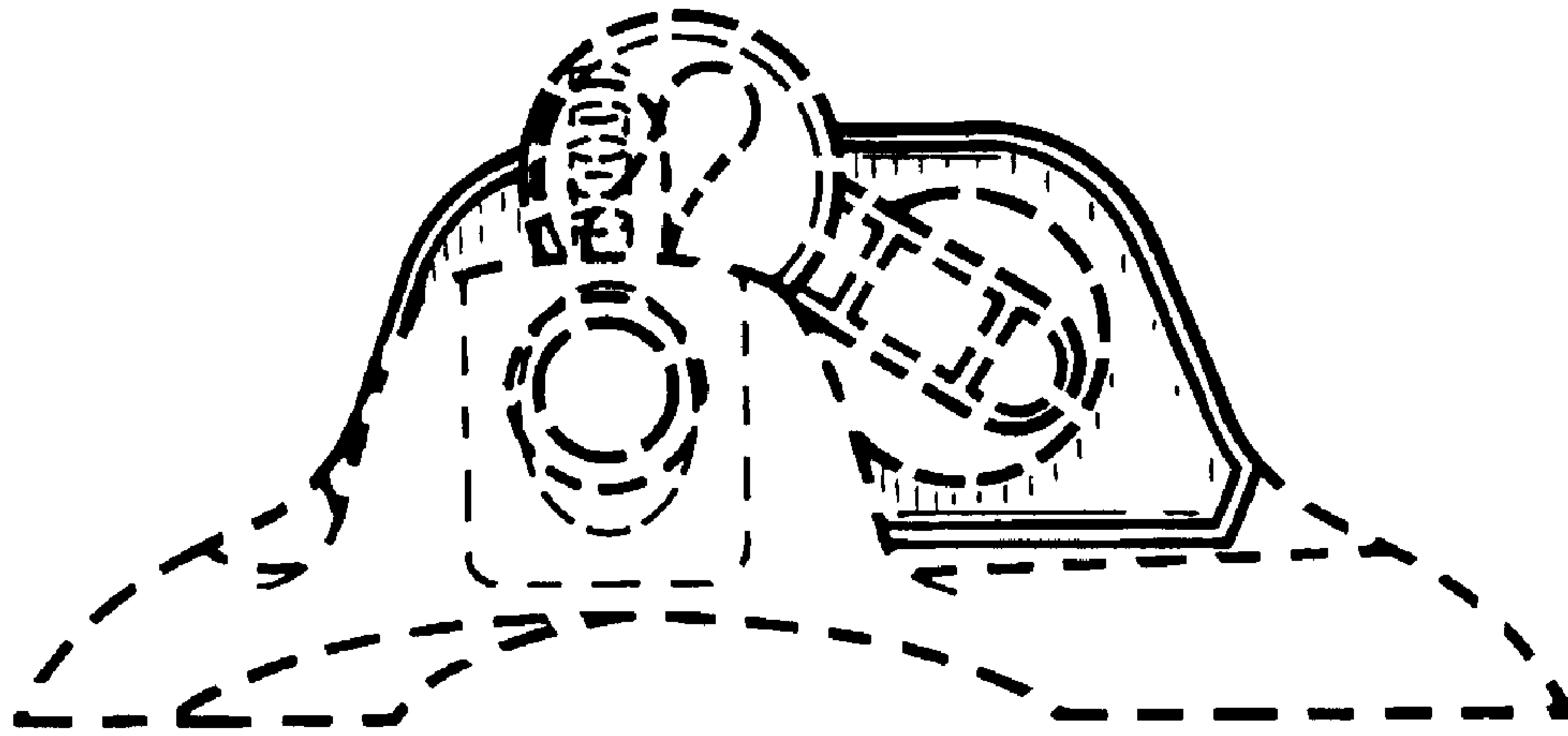


Fig. 7




Fig. 8