



US00D541374S

(12) **United States Design Patent**  
**Colussi et al.**

(10) **Patent No.:** **US D541,374 S**

(45) **Date of Patent:** **\*\* Apr. 24, 2007**

(54) **FAUCET MOUNTED WATER FILTER**

(75) Inventors: **Tomas Colussi**, Oakland, CA (US);  
**Brett Z. Green**, Dublin, CA (US);  
**Greg Spooner**, Hong Kong (HK);  
**Piercy Yau**, Hong Kong (HK)

(73) Assignee: **The Clorox Company**, Oakland, CA  
(US)

(\*\*) Term: **14 Years**

(21) Appl. No.: **29/243,746**

(22) Filed: **Nov. 30, 2005**

(51) **LOC (8) Cl.** ..... **23-09**

(52) **U.S. Cl.** ..... **D23/209**

(58) **Field of Classification Search** ..... D23/207-209;  
210/460-1, 449, 235

See application file for complete search history.

(56) **References Cited**

**U.S. PATENT DOCUMENTS**

D242,249 S	*	11/1976	Corder et al. ....	D23/209
4,172,796 A		10/1979	Corder	
D277,305 S	*	1/1985	Grube .....	D23/209
4,504,389 A		3/1985	Rundzaitis	
D285,958 S	*	9/1986	Koizumi et al. ....	D23/209
4,980,073 A		12/1990	Woodruff	
D328,942 S		8/1992	Igami et al.	
D338,946 S	*	8/1993	Taylor et al. ....	D23/209
5,527,451 A		6/1996	Hembree et al.	
D377,515 S		1/1997	Hembree et al.	
D398,369 S		9/1998	Hayes et al.	
D398,703 S		9/1998	Hayes et al.	

5,976,362 A	11/1999	Wadsworth et al.
5,989,425 A	11/1999	Yonezawa et al.
6,106,705 A	8/2000	Giordano et al.
6,123,837 A	9/2000	Wadsworth et al.
D438,592 S	3/2001	Gaston et al.
6,241,103 B1	6/2001	Hembree
6,251,274 B1	6/2001	Shepherd
D453,952 S	2/2002	Gaston et al.
D498,511 S	11/2004	Warren et al.
D498,512 S	11/2004	Warren et al.

\* cited by examiner

*Primary Examiner*—Robin Webster

(74) *Attorney, Agent, or Firm*—Stacy Combs; Thomas Feix

(57) **CLAIM**

The ornamental design for a faucet mounted water filter, as shown and described.

**DESCRIPTION**

FIG. 1 is a perspective view of our new design for a faucet mounted water filter;

FIG. 2 is a top plan view thereof;

FIG. 3 is a front elevational view thereof;

FIG. 4 is a right side elevational view thereof;


FIG. 5 is a bottom plan view thereof;

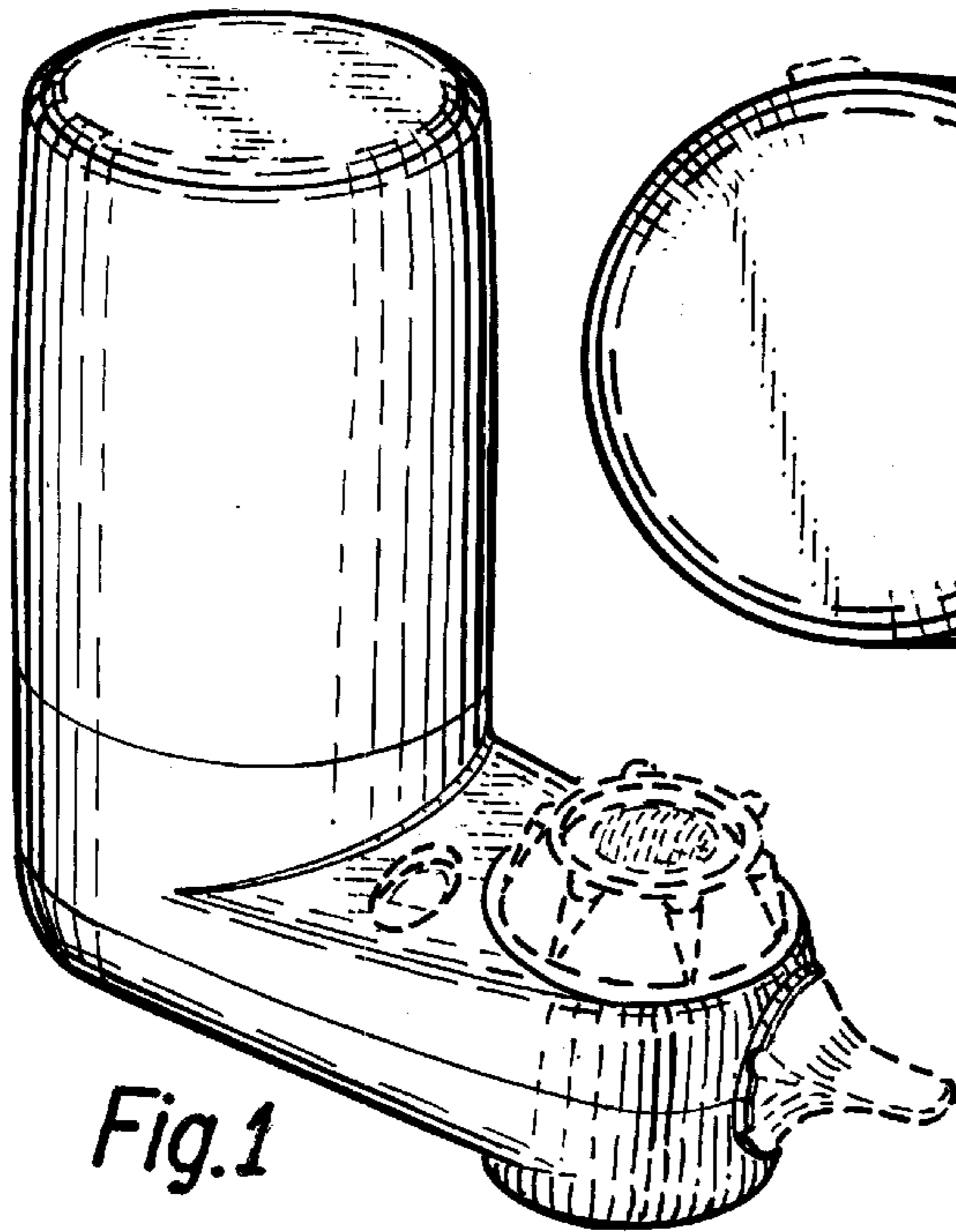
FIG. 6 is a rear elevational view thereof; and,

FIG. 7; is a left side elevational view thereof.

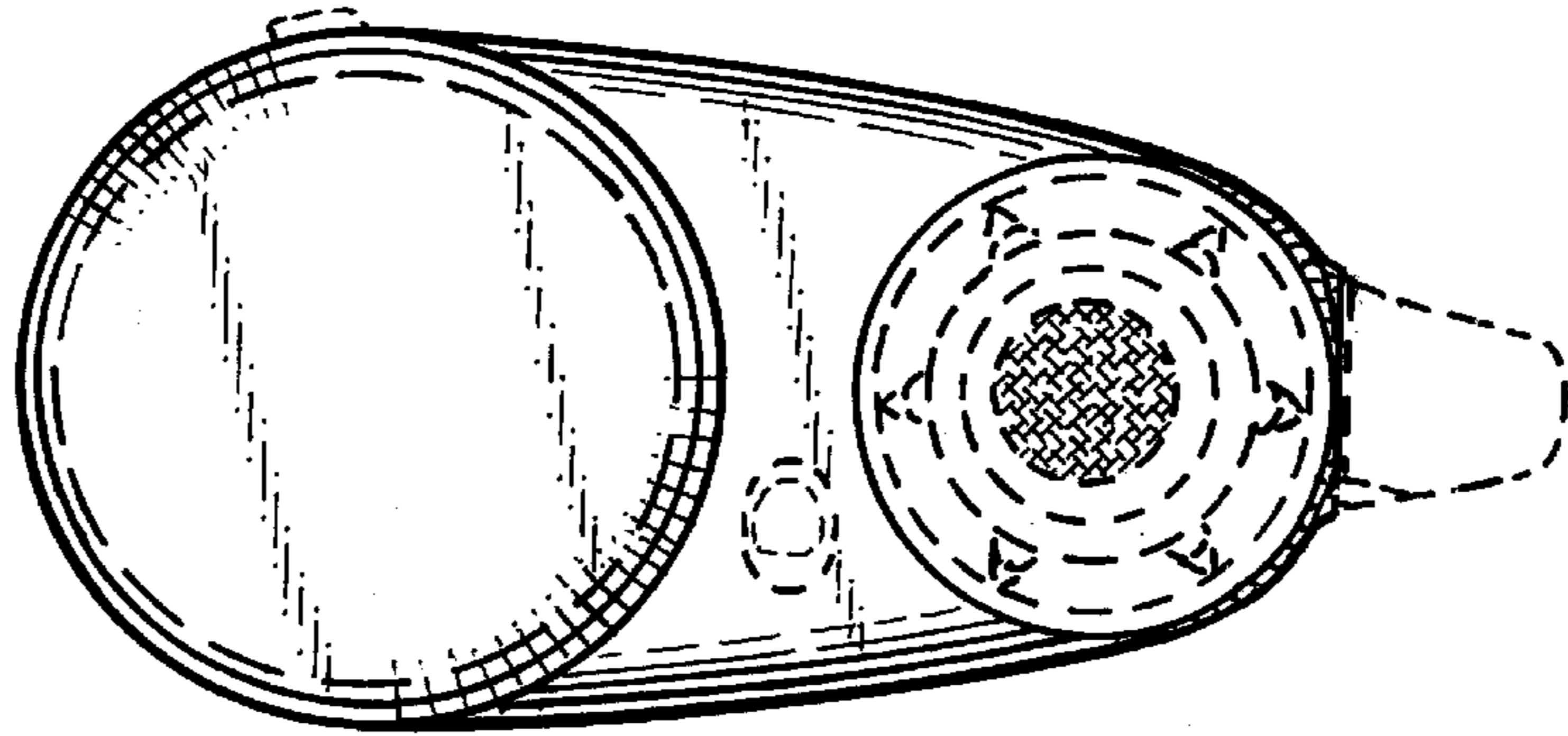
The broken lines showing the adapter nut and water inlet port, the indicator window, the bypass knob, the filter housing release button, the unfiltered water exit port, and the filtered water exit port are for illustrative purposes only and form no part of the claimed design.

**1 Claim, 2 Drawing Sheets**

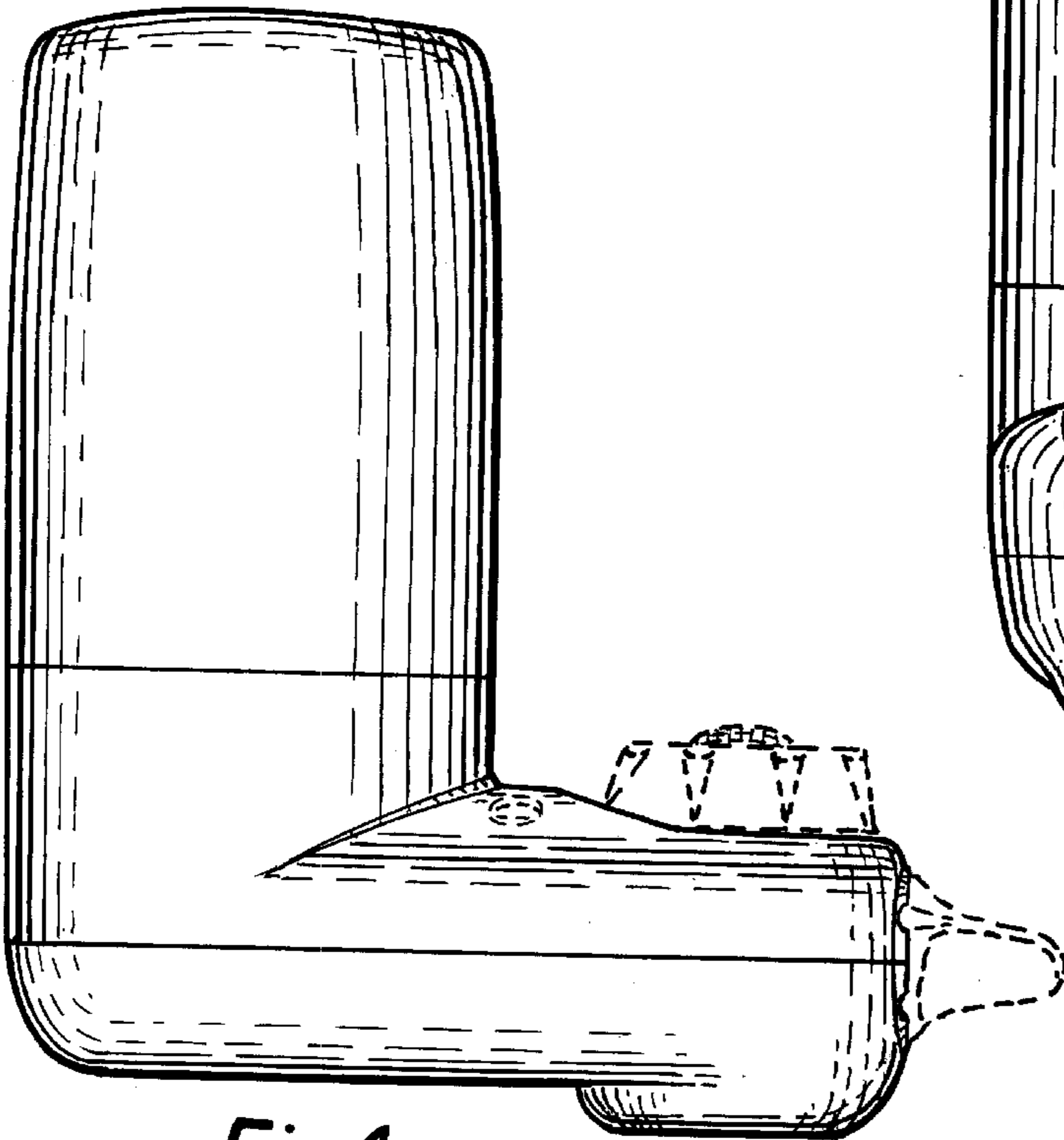




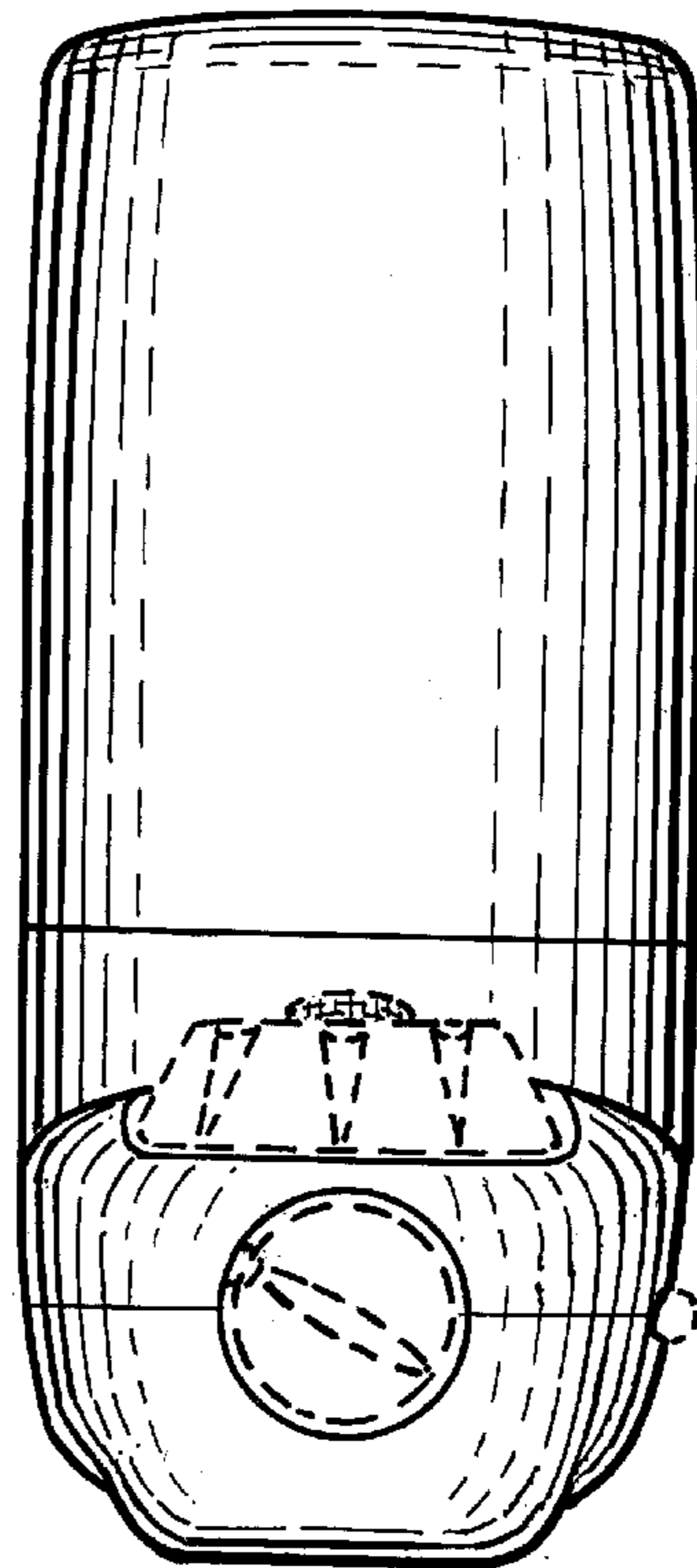
*Fig.1*



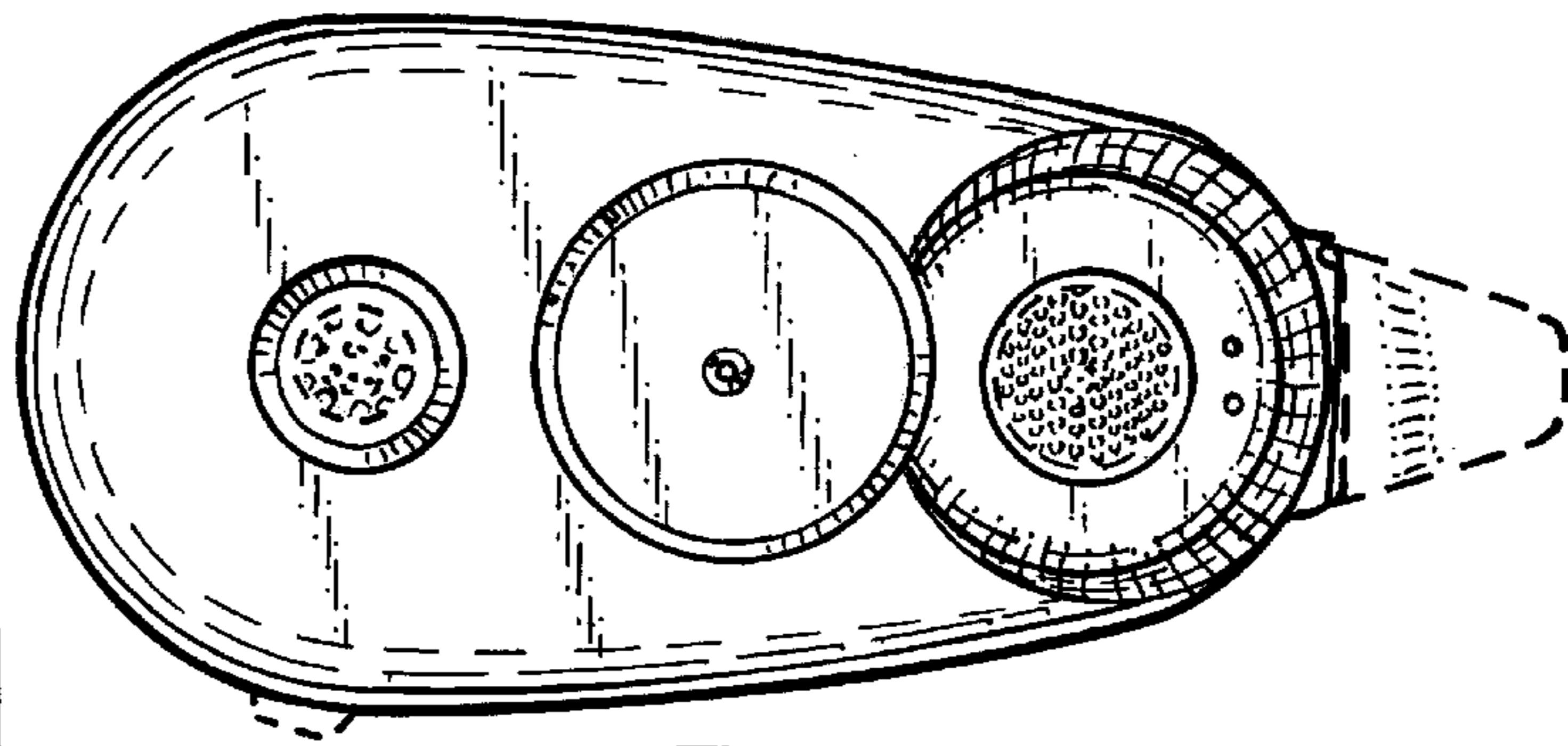
*Fig.2*



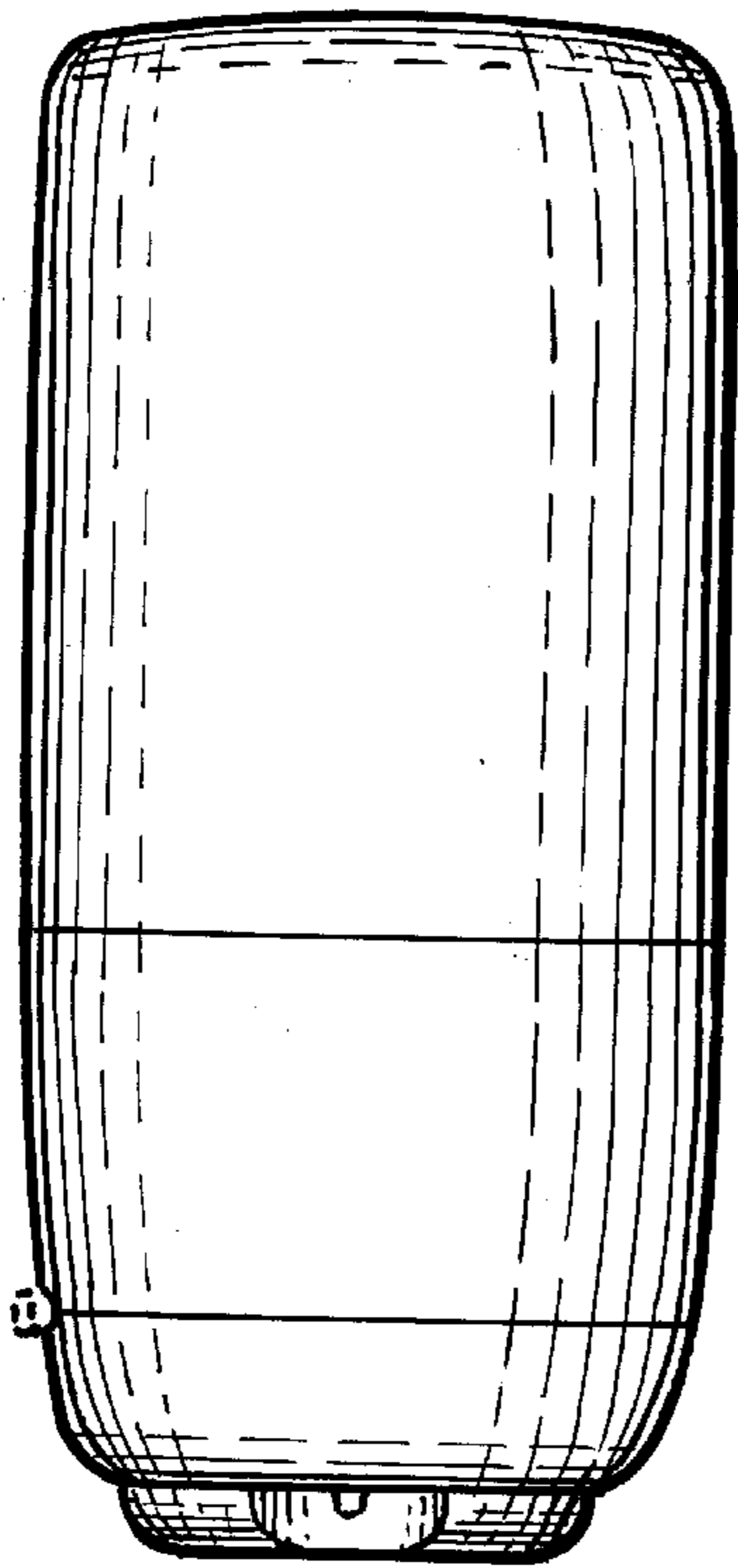
*Fig.4*



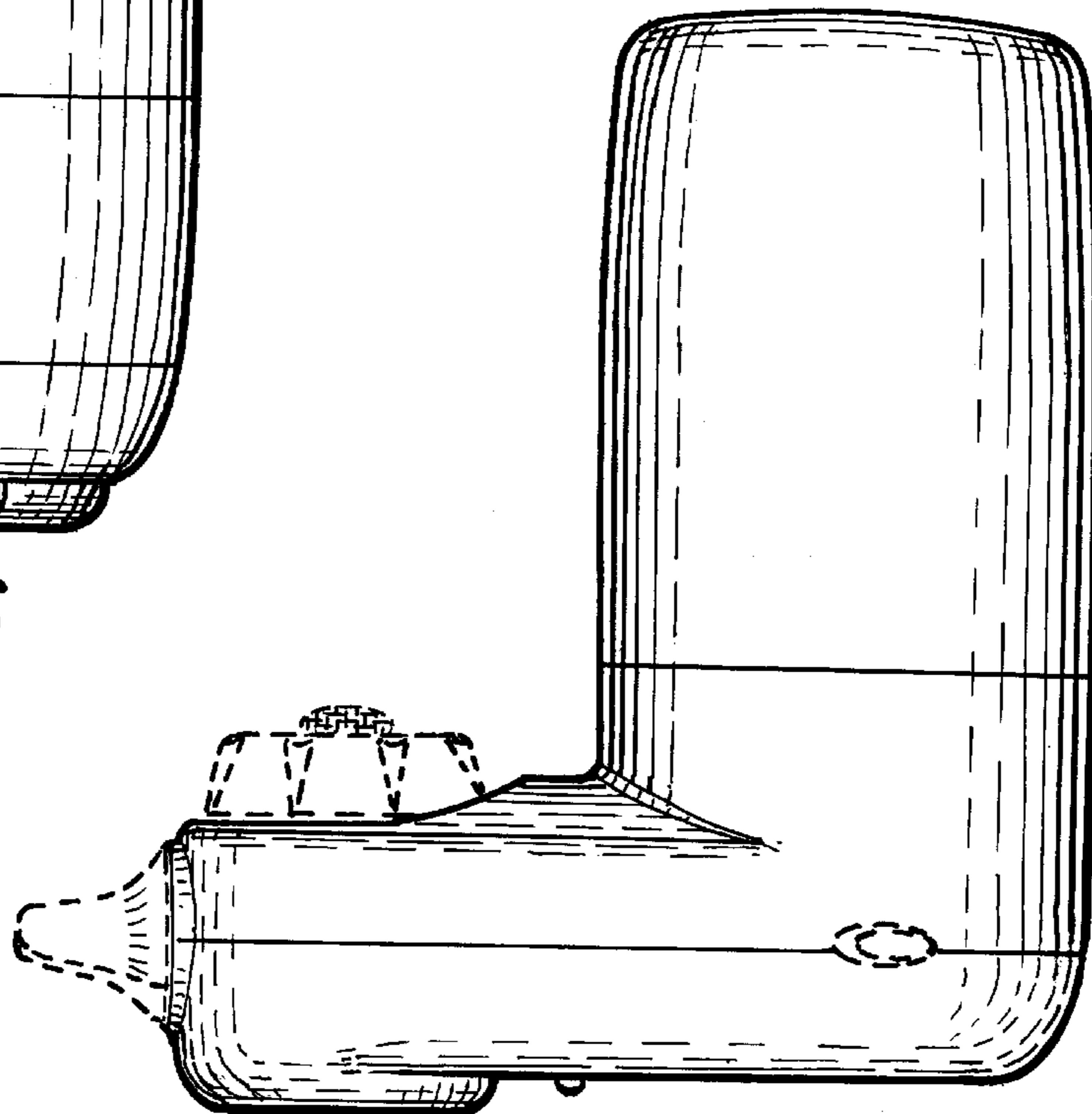
*Fig.3*



*Fig.5*



*Fig.6*



*Fig.7*