



US00D541351S

(12) **United States Design Patent** (10) **Patent No.:** **US D541,351 S**  
**Tidman et al.** (45) **Date of Patent:** **\*\* Apr. 24, 2007**

(54) **DRINK VENDING MACHINE**

(56) **References Cited**

(75) Inventors: **Matt Tidman**, Surbiton (GB); **Ian Whatley**, London (GB); **Zoe Powell**, Richmond (GB); **Dick Powell**, Nr Billingshurst (GB); **Adrian Caroen**, Hove (GB)

U.S. PATENT DOCUMENTS

D336,312 S	*	6/1993	Dakin	.....	D20/4
D346,826 S	*	5/1994	Marks	.....	D20/3
D443,652 S	*	6/2001	Sachs et al.	.....	D20/4
D466,941 S	*	12/2002	Shubert et al.	.....	D20/4
D481,076 S	*	10/2003	Ballard	.....	D20/4
D530,749 S	*	10/2006	Aurelia et al.	.....	D20/8

(73) Assignee: **Coffee Nation Limited**, Buckinghamshire (GB)

\* cited by examiner

(\*\*) Term: **14 Years**

*Primary Examiner*—Stacia Cadmus

(21) Appl. No.: **29/243,909**

(74) *Attorney, Agent, or Firm*—Clark & Brody

(22) Filed: **Dec. 2, 2005**

(57) **CLAIM**

(30) **Foreign Application Priority Data**

The ornamental design for a drink vending machine, as shown and described.

Jun. 6, 2005 (EM) ..... 000350418

**DESCRIPTION**

(51) **LOC (8) Cl.** ..... **20-01**

FIG. 1 is a front perspective view of a drink vending machine showing our new design.

(52) **U.S. Cl.** ..... **D20/8**


FIG. 2 is a front plan view thereof.

(58) **Field of Classification Search** ..... D20/1-9, D20/99; 194/205-206, 212, 350; 221/92-96, 221/75, 125, 155, 195; 222/478, 526; 312/114, 312/117, 124-125; D99/17-18, 24; D7/338-339, D7/347-348, 350, 354, 360


FIG. 3 is a left side elevation view thereof. The right side elevation view is a mirror image of FIG. 3; and, FIG. 4 is a top plan view thereof.

See application file for complete search history.

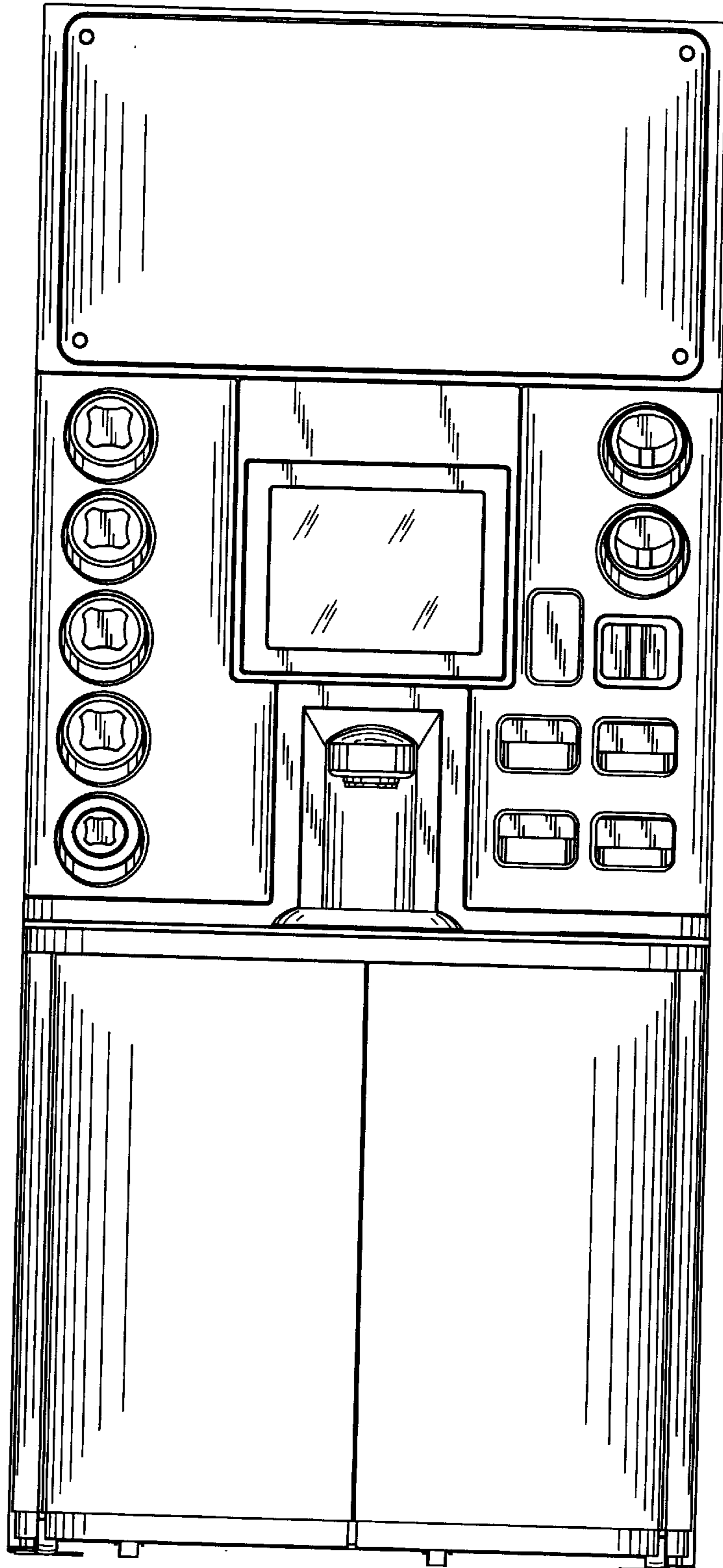
**1 Claim, 4 Drawing Sheets**



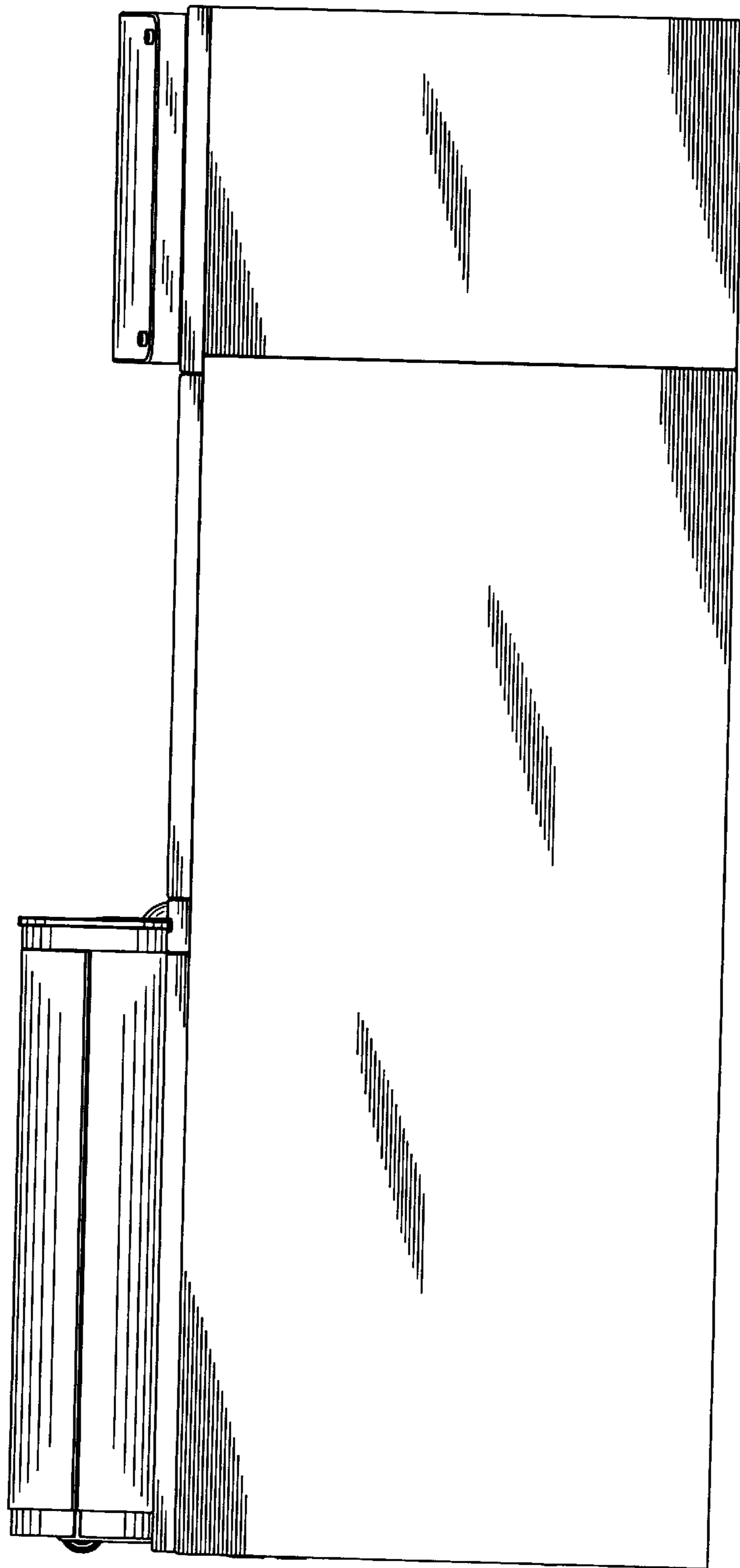
*FIG. 1*



*FIG. 2*



*FIG. 3*



*FIG. 4*

