

US00D541350S

(12) **United States Design Patent**
Myers et al.

(10) **Patent No.:** **US D541,350 S**

(45) **Date of Patent:** **** Apr. 24, 2007**

(54) **VENDING MACHINE DOOR**

(75) Inventors: **Gary L. Myers**, Monee, IL (US);
Richard Paeth, St. Charles, IL (US)

(73) Assignee: **Triteq Lock and Security, LLC**, Elk Grove, IL (US)

(**) Term: **14 Years**

(21) Appl. No.: **29/241,203**

(22) Filed: **Oct. 25, 2005**

(51) **LOC (8) Cl.** **20-01**

(52) **U.S. Cl.** **D20/8**

(58) **Field of Classification Search** D20/1-9,
D20/99; 194/205-206, 212, 350; 221/92-96,
221/75, 125, 155, 195; 222/478, 526; 312/114,
312/117, 124-125

See application file for complete search history.

(56) **References Cited**

U.S. PATENT DOCUMENTS

D387,810	S	*	12/1997	Fink et al.	D20/8
D419,193	S	*	1/2000	Kojima et al.	D20/4
6,023,870	A		2/2000	McGarrah		
6,230,426	B1		5/2001	Fakhoury		
D443,897	S	*	6/2001	Sachs et al.	D20/8
D466,941	S		12/2002	Shubert		
D481,076	S	*	10/2003	Ballard	D20/4

D481,418 S * 10/2003 Meldrum et al. D20/8

D485,863 S * 1/2004 Glear et al. D20/4

D487,777 S 3/2004 Roatis

D530,749 S * 10/2006 Aurelia et al. D20/8

2004/0128889 A1 7/2004 Chimomas

2004/0139640 A1 7/2004 Myatt

2005/0274732 A1 12/2005 Roatis

* cited by examiner

Primary Examiner—Stacia Cadmus

(74) *Attorney, Agent, or Firm*—Leydig, Voit & Mayer;
James B. Muskal

(57) **CLAIM**

The ornamental design for a vending machine door, as shown and described.

DESCRIPTION

FIG. 1 is a front perspective view of a vending machine door showing our new design, the dotted line portions being for reference purposes only;

FIG. 2 is a front elevational view thereof;

FIG. 3 is a right side view thereof;

FIG. 4 is a left side view thereof;

FIG. 5 is a top plan view thereof; and,

FIG. 6 is a bottom plan view thereof.

The broken line showing of environment is for illustrative purposes only and forms no part of the claimed design.

1 Claim, 4 Drawing Sheets

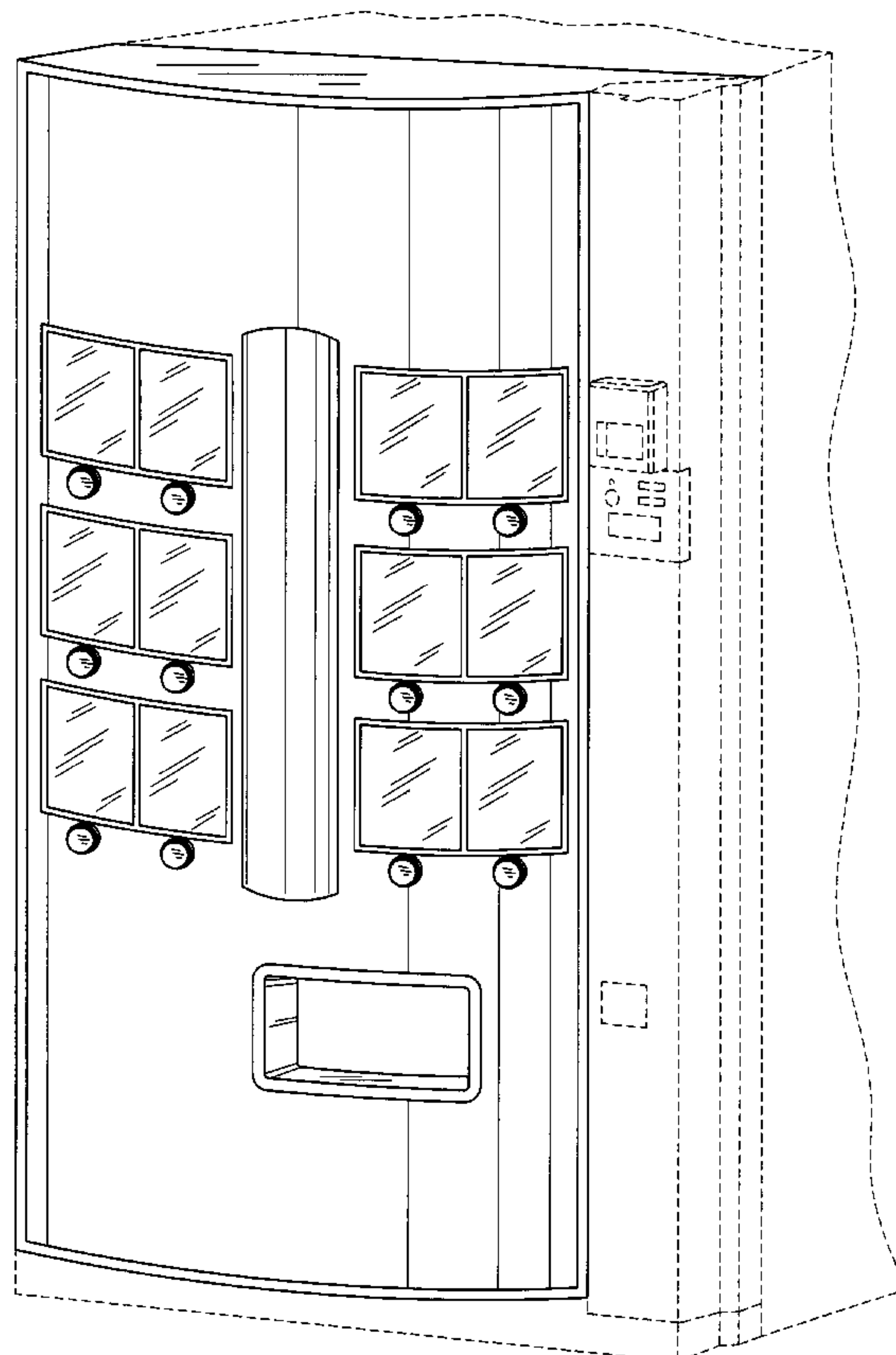


FIG. 1

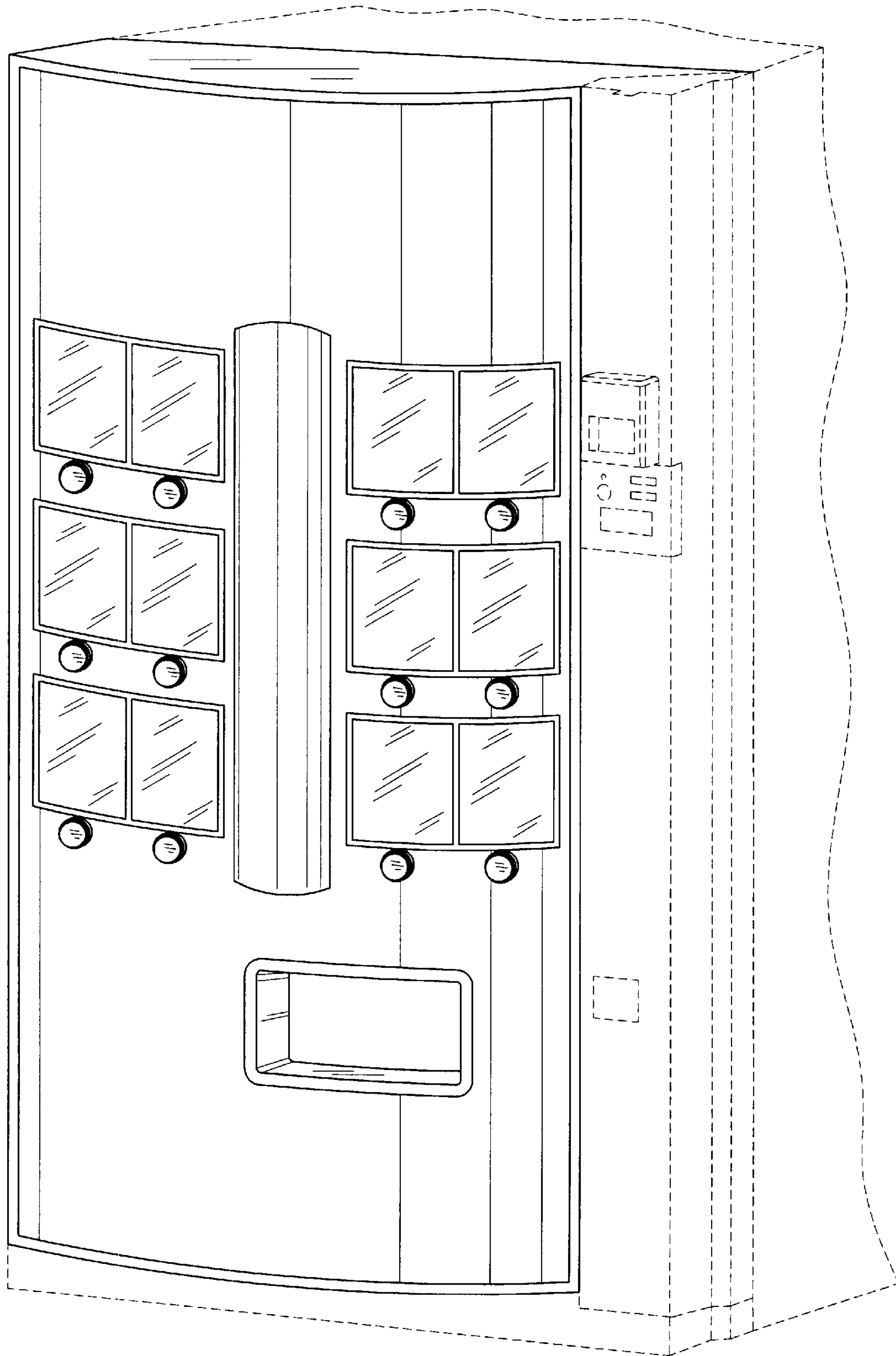


FIG. 2




FIG. 3

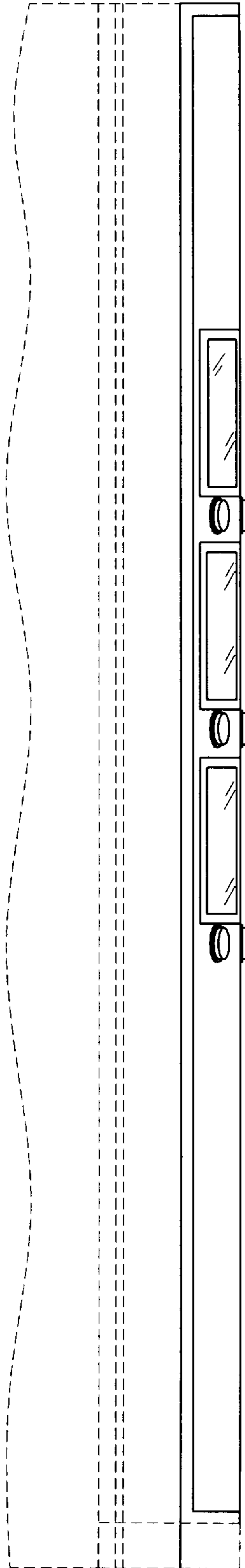


FIG. 4

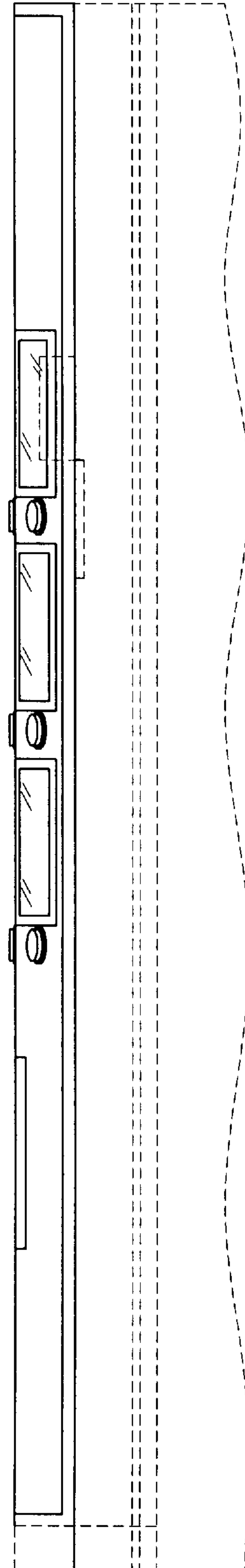


FIG. 5

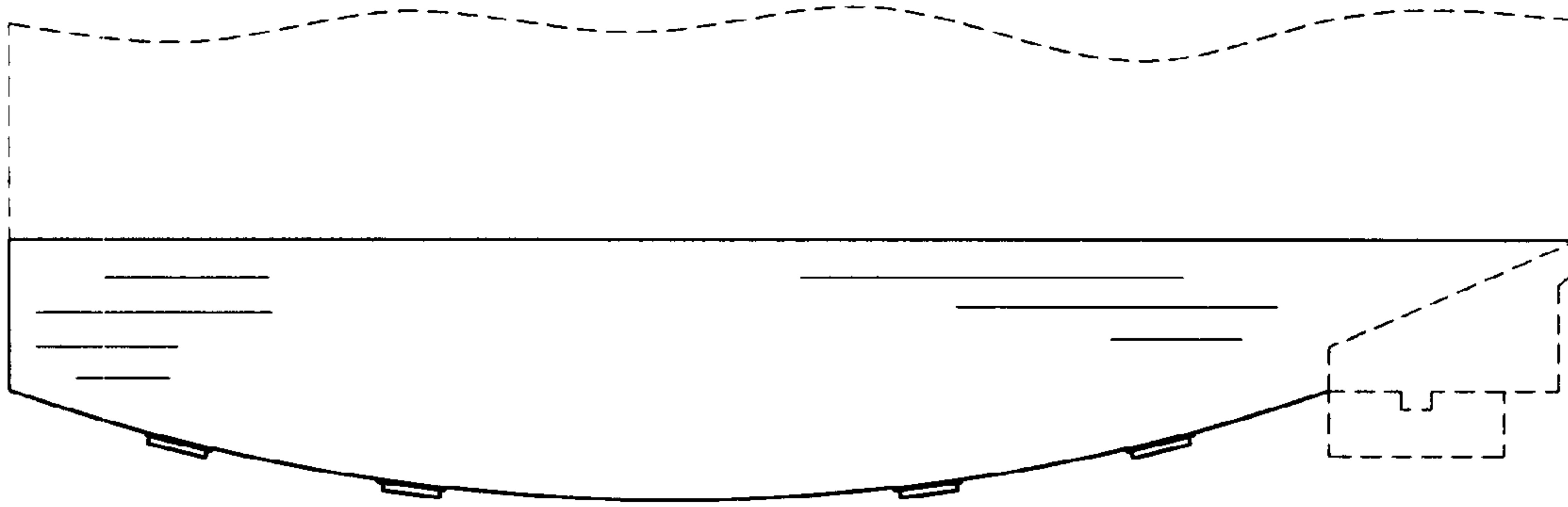


FIG. 6

